

Hertford County Public Schools

AdvancED District Accreditation

Student Survey Results

(Grades 7-12)

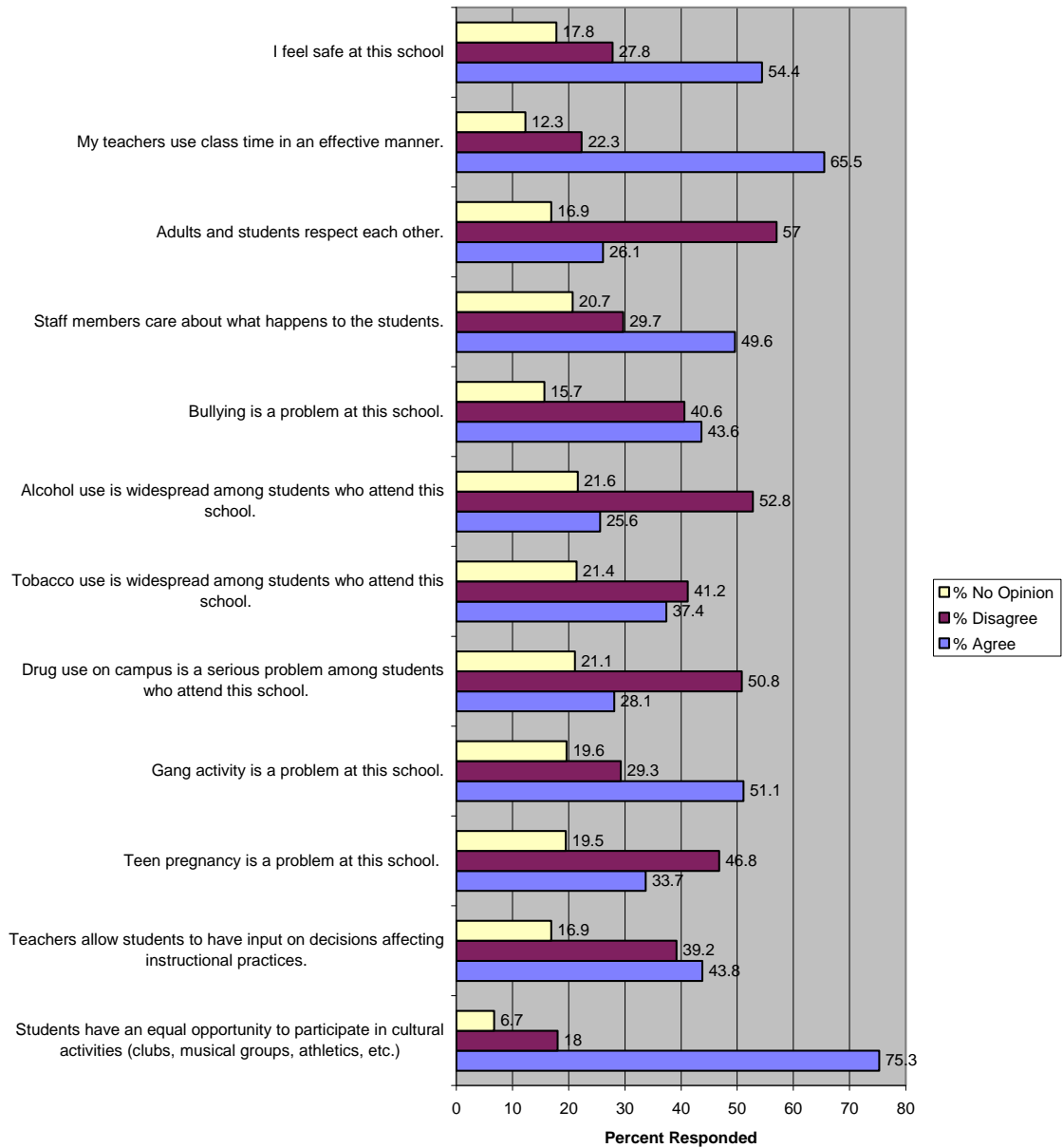
District-wide Report

February 22, 2008

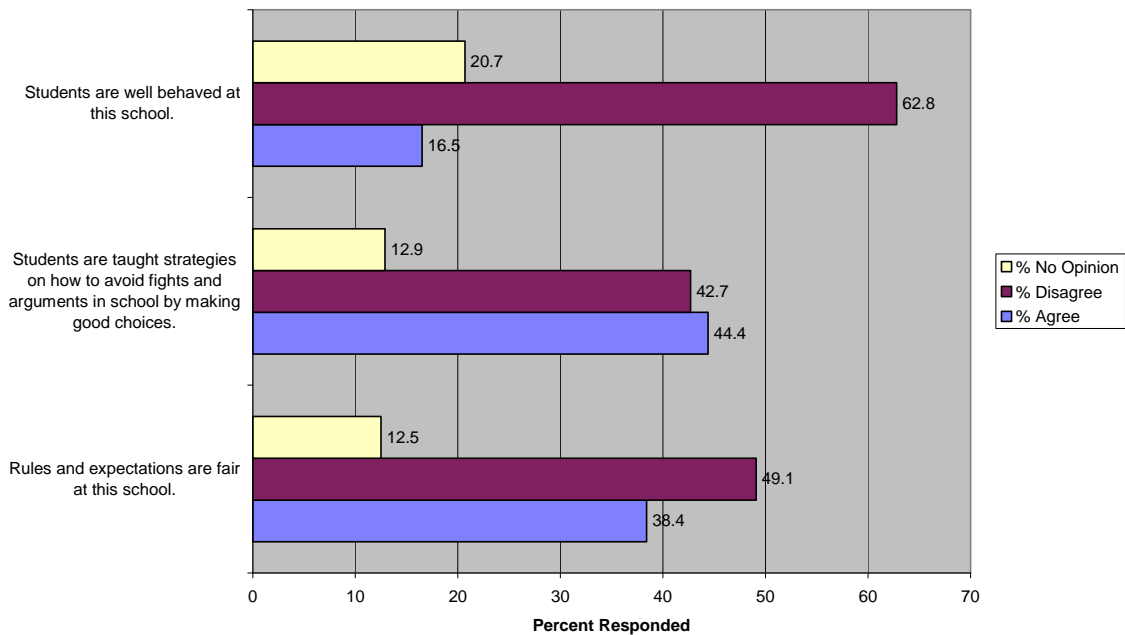
Summary

1. Surveys returned from students in grades 7-12: 532
2. Percent of surveys rating the school as ...
 - a. Very Good 6.7%
 - b. Good 33.1%
 - c. Fair 43.3%
 - d. Poor 16.9%
3. Percent of surveys rating the district as ...
 - a. Very Good 6.3%
 - b. Good 37.0%
 - c. Fair 37.8%
 - d. Poor 19.0%
4. Percent of surveys indicating the following technology in the homes
 - a. Computer 14.8%
 - b. Computer and Internet 73.1%
 - c. Neither 12.3%

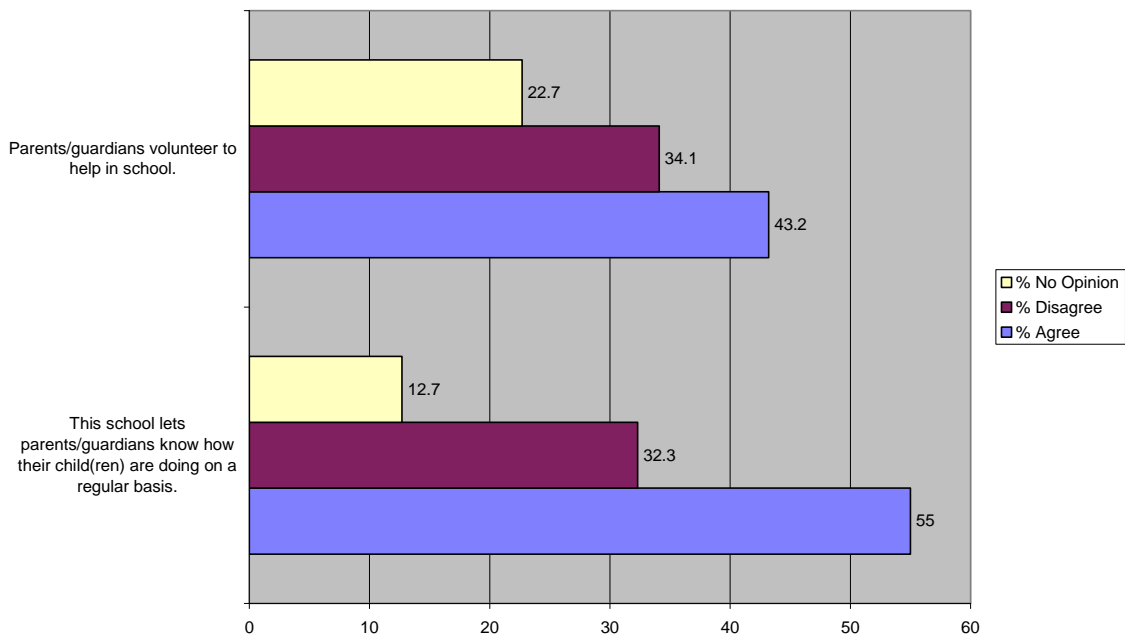
**Hertford County Public Schools -- AdvancED District Accreditation
Student Survey 7-12 -- February 22, 2008
Expectations and School Climate**



**Hertford County Public Schools -- AdvancED District Accreditation
Student Survey 7-12 -- February 22, 2008
Discipline**



**Hertford County Public Schools -- AdvancED District Accreditation
Student Survey 7-12 -- February 22, 2008
Communciation and Parent/Guardian Involvement**



**Hertford County Public Schools -- AdvancED District Accreditation
Student Survey 7-12 -- February 22, 2008
Effective Instruction**

