
***Columbus County Schools
District SACS-CASI/School Improvement
Staff Survey -- Individual School Report
December 15, 2006***

59 Respondents

Responses by School

<u>School</u>	<u>Count</u>	<u>Ratio</u>
West Columbus High	59	100.0%
Response Total:	59	100.0%

Responses by Employee Type

<u>Opinion</u>	<u>Count</u>	<u>Ratio</u>
Certified	52	88.1%
Classified	7	11.9%
Response Total:	59	100.0%

Responses by Gender

<u>Opinion</u>	<u>Count</u>	<u>Ratio</u>
Male	29	49.2%
Female	30	50.8%
Response Total:	59	100.0%

Responses by Ethnicity

<u>Opinion</u>	<u>Count</u>	<u>Ratio</u>
Black	9	15.3%
Other	1	1.7%
White	49	83.1%
Response Total:	59	100.0%

Overall grade given this school

<u>Opinion</u>	<u>Count</u>	<u>Ratio</u>
A	9	15.3%
B	37	62.7%
C	12	20.3%
D	1	1.7%
Response Total:	59	100.0%

Overall grade given this school school district

<u>Opinion</u>	<u>Count</u>	<u>Ratio</u>
A	14	23.7%
B	29	49.2%
C	14	23.7%
D	2	3.4%
Response Total:	59	100.0%

Expectations and School Climate

01. Students feel safe at this school.

<u>Opinion</u>	<u>Count</u>	<u>Ratio</u>
Strongly Agree	7	12.1%
Agree	48	82.8%
Disagree	2	3.4%
No Opinion	1	1.7%
No Response to This Item	1	
Response Total:	58	98.3%

02. Teachers utilize class time in an effective manner.

<u>Opinion</u>	<u>Count</u>	<u>Ratio</u>
Strongly Agree	12	20.3%
Agree	44	74.6%
Disagree	2	3.4%
No Opinion	1	1.7%
Response Total:	59	100.0%

03. Adults treat students with respect in this school.

<u>Opinion</u>	<u>Count</u>	<u>Ratio</u>
Strongly Agree	19	32.8%
Agree	35	60.3%
Disagree	3	5.2%
No Opinion	1	1.7%
No Response to This Item	1	
Response Total:	58	98.3%

04. The principal knows what is going on in classes.

<u>Opinion</u>	<u>Count</u>	<u>Ratio</u>
Strongly Agree	15	25.4%
Agree	35	59.3%
Disagree	6	10.2%
No Opinion	3	5.1%
Response Total:	59	100.0%

05. All staff members care about what happens to the students.

<u>Opinion</u>	<u>Count</u>	<u>Ratio</u>
Strongly Agree	15	25.4%
Agree	33	55.9%
Disagree	11	18.6%
Response Total:	59	100.0%

06. Teachers at this school enjoy teaching.

<u>Opinion</u>	<u>Count</u>	<u>Ratio</u>
Strongly Agree	13	22.0%
Agree	44	74.6%
Disagree	2	3.4%
Response Total:	59	100.0%

07. Bullying is NOT a problem at this school.

<u>Opinion</u>	<u>Count</u>	<u>Ratio</u>
Strongly Agree	1	1.7%
Agree	42	71.2%
Disagree	11	18.6%
Strongly Disagree	2	3.4%
No Opinion	3	5.1%
Response Total:	59	100.0%

08. Alcohol use on campus is NOT widespread among students who attend this school.

<u>Opinion</u>	<u>Count</u>	<u>Ratio</u>
Strongly Agree	10	16.9%
Agree	38	64.4%
Disagree	7	11.9%
No Opinion	4	6.8%
Response Total:	59	100.0%

09. Tobacco use on campus is NOT widespread among students who attend this school.

<u>Opinion</u>	<u>Count</u>	<u>Ratio</u>
Strongly Agree	1	1.7%
Agree	12	20.3%
Disagree	25	42.4%
Strongly Disagree	18	30.5%
No Opinion	3	5.1%
Response Total:	59	100.0%

10. Drug use on campus is NOT a serious problem among students who attend this school.

<u>Opinion</u>	<u>Count</u>	<u>Ratio</u>
Strongly Agree	1	1.7%
Agree	18	30.5%
Disagree	29	49.2%
Strongly Disagree	5	8.5%
No Opinion	6	10.2%
Response Total:	59	100.0%

11. My school allows me to have input on decisions affecting instructional practices and/or programs.

<u>Opinion</u>	<u>Count</u>	<u>Ratio</u>
Strongly Agree	12	20.3%
Agree	37	62.7%
Disagree	6	10.2%
Strongly Disagree	1	1.7%
No Opinion	3	5.1%
Response Total:	59	100.0%

12. All students have an equal opportunity to participate in activities (clubs, musical groups, athletics, etc.).

<u>Opinion</u>	<u>Count</u>	<u>Ratio</u>
Strongly Agree	30	50.8%
Agree	23	39.0%
Disagree	2	3.4%
No Opinion	4	6.8%
Response Total:	59	100.0%

Discipline

13. Students are well behaved at this school.

<u>Opinion</u>	<u>Count</u>	<u>Ratio</u>
Strongly Agree	2	3.4%
Agree	44	75.9%
Disagree	9	15.5%
No Opinion	3	5.2%
No Response to This Item	1	
Response Total:	58	98.3%

14. Staff members are consistent with enforcing rules and using appropriate measures when rules are broken.

<u>Opinion</u>	<u>Count</u>	<u>Ratio</u>
Strongly Agree	6	10.3%
Agree	34	58.6%
Disagree	17	29.3%
No Opinion	1	1.7%
No Response to This Item	1	
Response Total:	58	98.3%

15. Students are taught strategies on how to avoid fights and arguments in school.

<u>Opinion</u>	<u>Count</u>	<u>Ratio</u>
Strongly Agree	5	8.6%
Agree	25	43.1%
Disagree	18	31.0%
Strongly Disagree	1	1.7%
No Opinion	9	15.5%
No Response to This Item	1	
Response Total:	58	98.3%

16. Rules are fair at this school.

<u>Opinion</u>	<u>Count</u>	<u>Ratio</u>
Strongly Agree	17	28.8%
Agree	35	59.3%
Disagree	5	8.5%
No Opinion	2	3.4%
Response Total:	59	100.0%

Effective Instruction

17. Teachers utilize a variety of instructional techniques to meet the needs of students.

<u>Opinion</u>	<u>Count</u>	<u>Ratio</u>
Strongly Agree	15	25.4%
Agree	43	72.9%
No Opinion	1	1.7%
Response Total:	59	100.0%

18. In classes, students spend time using computers or other technology.

<u>Opinion</u>	<u>Count</u>	<u>Ratio</u>
Strongly Agree	6	10.2%
Agree	41	69.5%
Disagree	7	11.9%
No Opinion	5	8.5%
Response Total:	59	100.0%

19. In classes, students learn about things interesting to them.

<u>Opinion</u>	<u>Count</u>	<u>Ratio</u>
Strongly Agree	4	6.8%
Agree	41	69.5%
Disagree	10	16.9%
No Opinion	4	6.8%
Response Total:	59	100.0%

20. Homework assignments consist of things that teachers cover in class with students.

<u>Opinion</u>	<u>Count</u>	<u>Ratio</u>
Strongly Agree	10	16.9%
Agree	40	67.8%
No Opinion	9	15.3%
Response Total:	59	100.0%

21. Student work is graded fairly and equitably.

<u>Opinion</u>	<u>Count</u>	<u>Ratio</u>
Strongly Agree	19	32.2%
Agree	35	59.3%
No Opinion	5	8.5%
Response Total:	59	100.0%

22. Students are expected to do good work at this school.

<u>Opinion</u>	<u>Count</u>	<u>Ratio</u>
Strongly Agree	22	37.3%
Agree	33	55.9%
Disagree	4	6.8%
Response Total:	59	100.0%

23. Students are provided challenging class work.

<u>Opinion</u>	<u>Count</u>	<u>Ratio</u>
Strongly Agree	14	23.7%
Agree	41	69.5%
Disagree	3	5.1%
No Opinion	1	1.7%
Response Total:	59	100.0%

24. Students work diligently to make good grades at this school.

<u>Opinion</u>	<u>Count</u>	<u>Ratio</u>
Strongly Agree	4	6.8%
Agree	32	54.2%
Disagree	18	30.5%
Strongly Disagree	1	1.7%
No Opinion	4	6.8%
Response Total:	59	100.0%

25. There are enough materials and supplies at this school.

<u>Opinion</u>	<u>Count</u>	<u>Ratio</u>
Strongly Agree	2	3.4%
Agree	24	40.7%
Disagree	26	44.1%
Strongly Disagree	6	10.2%
No Opinion	1	1.7%
Response Total:	59	100.0%

26. Someone at this school provides students with assistance when they are having trouble with class or homework.

<u>Opinion</u>	<u>Count</u>	<u>Ratio</u>
Strongly Agree	12	20.3%
Agree	44	74.6%
Disagree	2	3.4%
No Opinion	1	1.7%
Response Total:	59	100.0%

27. Tests measure what teachers have taught in their class.

<u>Opinion</u>	<u>Count</u>	<u>Ratio</u>
Strongly Agree	17	28.8%
Agree	34	57.6%
Disagree	3	5.1%
Strongly Disagree	3	5.1%
No Opinion	2	3.4%
Response Total:	59	100.0%

28. Arts Education (Ex. Music, Drama, Art, etc.) is an important part of the curriculum.

<u>Opinion</u>	<u>Count</u>	<u>Ratio</u>
Strongly Agree	26	44.8%
Agree	29	50.0%
Disagree	1	1.7%
No Opinion	2	3.4%
No Response to This Item	1	
Response Total:	58	98.3%

29. Foreign Language should be part of the curriculum for grades K-12.

<u>Opinion</u>	<u>Count</u>	<u>Ratio</u>
Strongly Agree	16	27.1%
Agree	33	55.9%
Disagree	5	8.5%
Strongly Disagree	1	1.7%
No Opinion	4	6.8%
Response Total:	59	100.0%

30. Graduation requirements have been distributed and explained to students, parents, and staff members.

<u>Opinion</u>	<u>Count</u>	<u>Ratio</u>
Strongly Agree	25	42.4%
Agree	30	50.8%
Disagree	2	3.4%
Strongly Disagree	1	1.7%
No Opinion	1	1.7%
Response Total:	59	100.0%

31. Students are provided guidance and information about course selections and graduation requirements.

<u>Opinion</u>	<u>Count</u>	<u>Ratio</u>
Strongly Agree	24	40.7%
Agree	31	52.5%
Disagree	2	3.4%
No Opinion	2	3.4%
Response Total:	59	100.0%

32. This school has provided opportunities to prepare students for the SAT, ACT, or PSAT.

<u>Opinion</u>	<u>Count</u>	<u>Ratio</u>
Strongly Agree	21	35.6%
Agree	32	54.2%
Disagree	3	5.1%
No Opinion	3	5.1%
Response Total:	59	100.0%

Communication and Parent/Guardian Involvement

33. Parents/guardians volunteer to help in school.

<u>Opinion</u>	<u>Count</u>	<u>Ratio</u>
Strongly Agree	4	6.9%
Agree	30	51.7%
Disagree	17	29.3%
Strongly Disagree	2	3.4%
No Opinion	5	8.6%
No Response to This Item	1	
Response Total:	58	98.3%

34. This school lets parents/guardians know how their child(ren) are doing on a regular basis.

<u>Opinion</u>	<u>Count</u>	<u>Ratio</u>
Strongly Agree	19	32.2%
Agree	36	61.0%
Disagree	2	3.4%
No Opinion	2	3.4%
Response Total:	59	100.0%

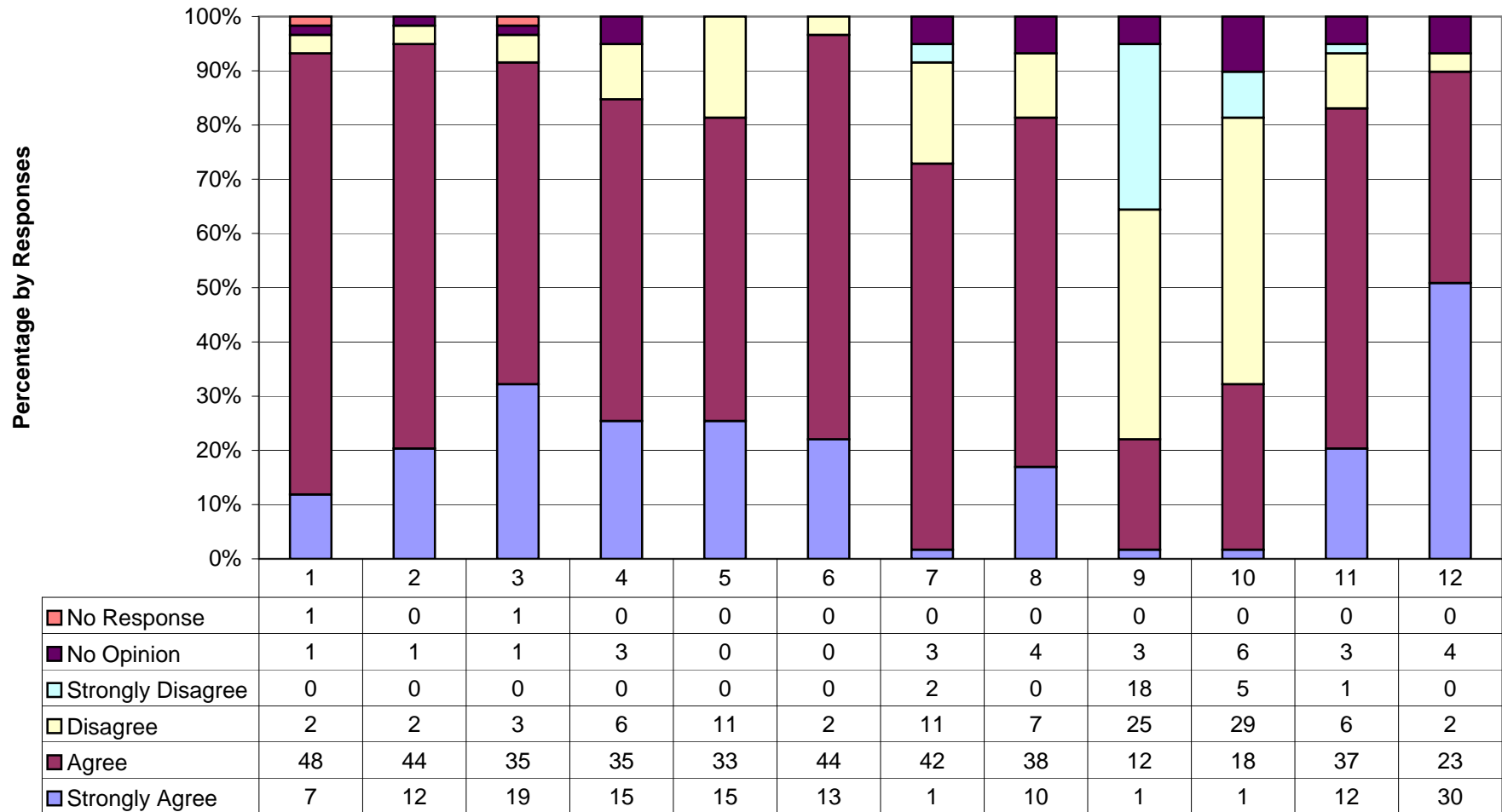
35. Parents/guardians like to visit this school.

<u>Opinion</u>	<u>Count</u>	<u>Ratio</u>
Strongly Agree	2	3.4%
Agree	28	47.5%
Disagree	19	32.2%
Strongly Disagree	1	1.7%
No Opinion	9	15.3%
Response Total:	59	100.0%

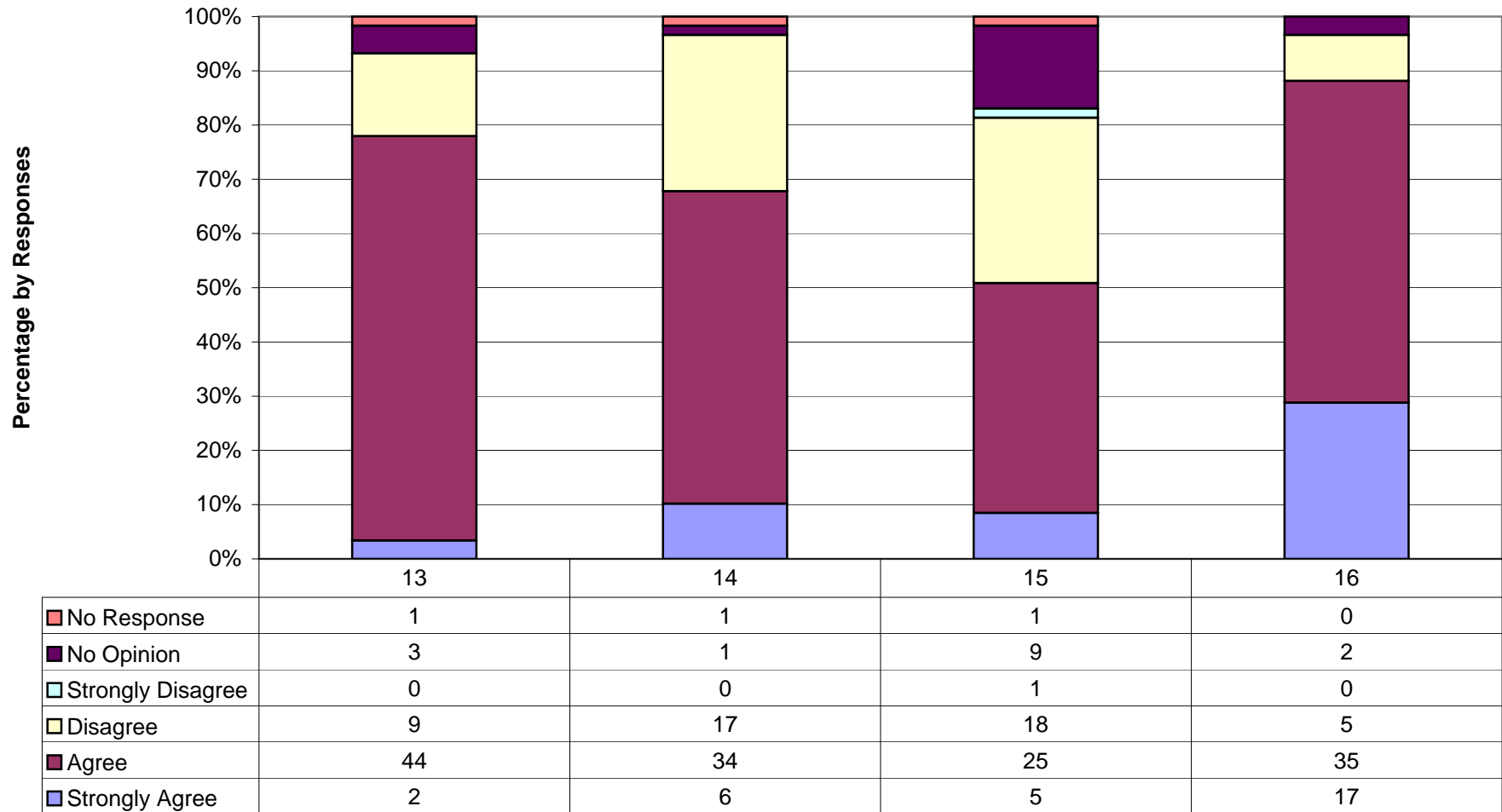
36. Parents/guardians are provided timely information of school events as well as other activities related to this school.

<u>Opinion</u>	<u>Count</u>	<u>Ratio</u>
Strongly Agree	18	30.5%
Agree	38	64.4%
Disagree	1	1.7%
Strongly Disagree	1	1.7%
No Opinion	1	1.7%
Response Total:	59	100.0%

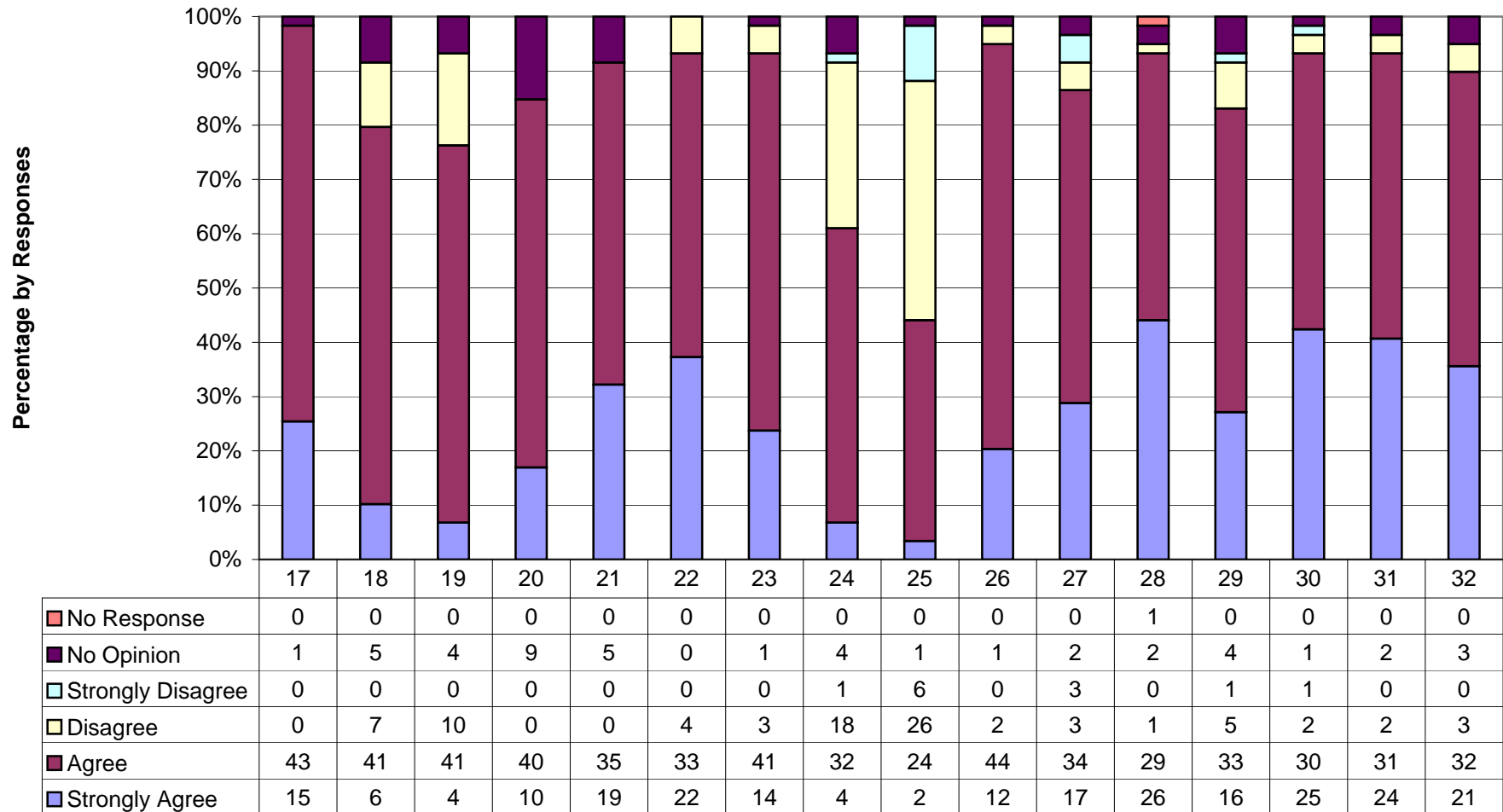
**West Columbus High School: SACS-CASI/School Improvement
Staff Survey Results
Expectations and School Climate
December 15, 2006**



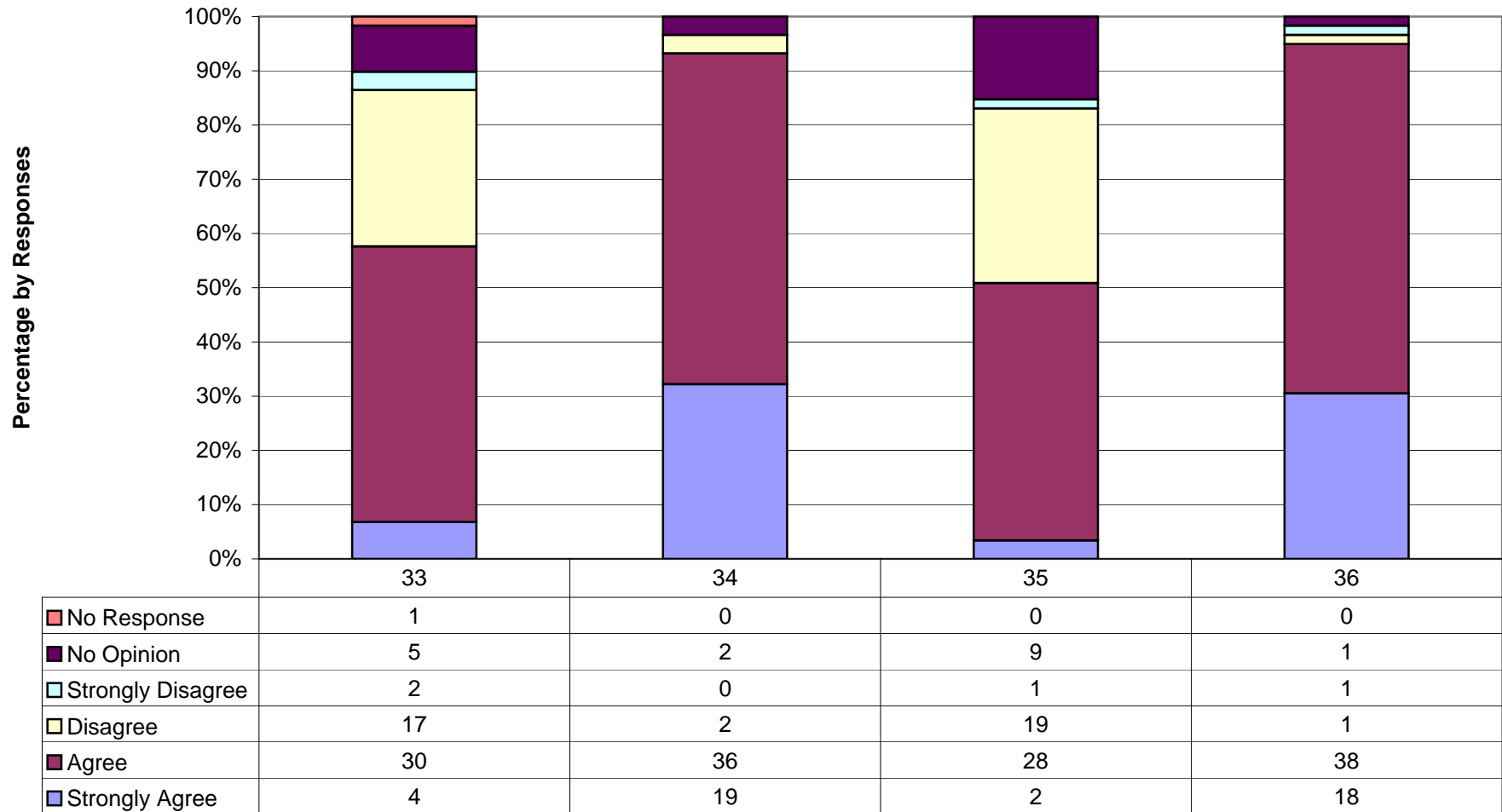
**West Columbus High School: SACS-CASI/School Improvement
Staff Survey Results
Discipline
December 15, 2006**



**West Columbus High School: SACS-CASI/School Improvement
Staff Survey Results
Effective Instruction
December 15, 2006**

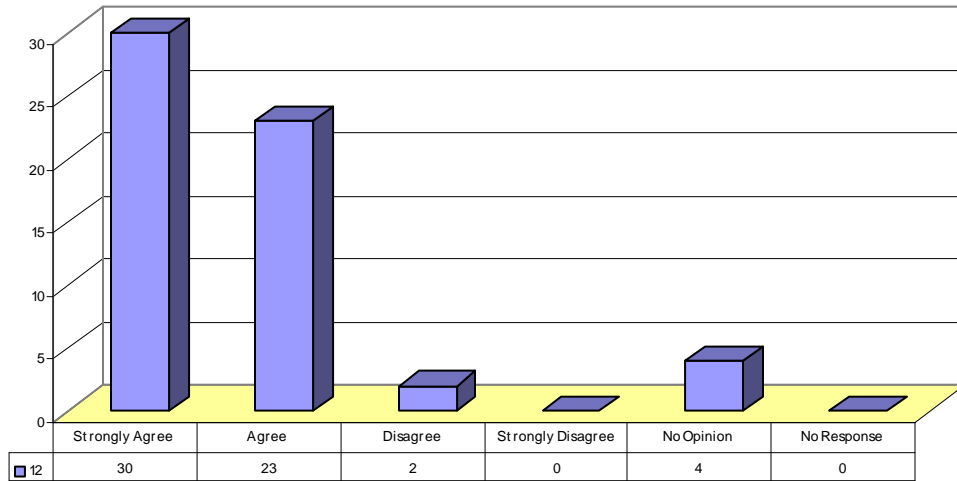


**West Columbus High School: SACS-CASI/School Improvement
Staff Survey Results
Communication and Parent/Guardian Involvement
December 15, 2006**

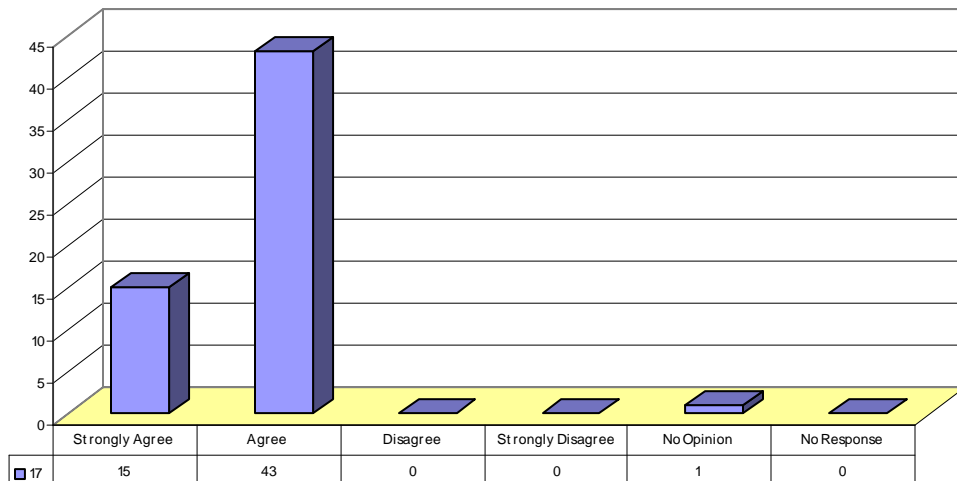


Strengths – Staff Survey

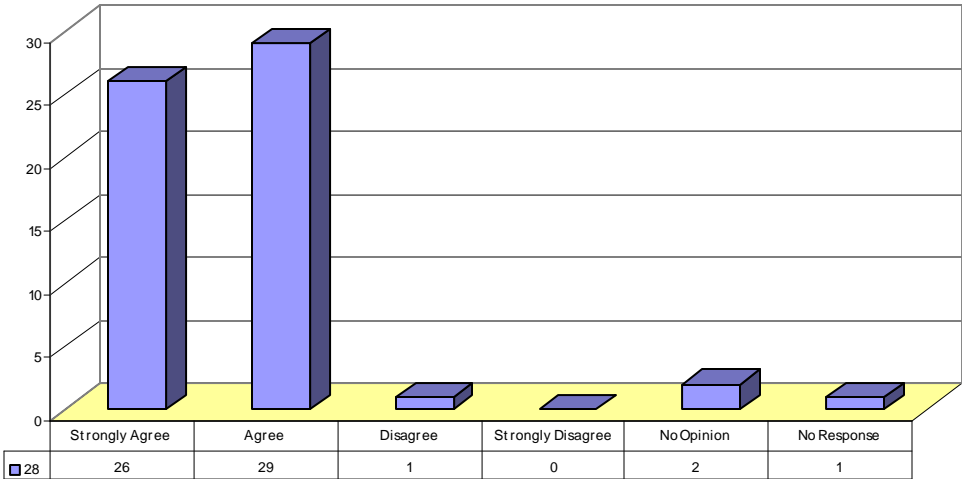
Item 12 Responses: All students have an equal opportunity to participate in activities (clubs, musical groups, athletics, etc.).



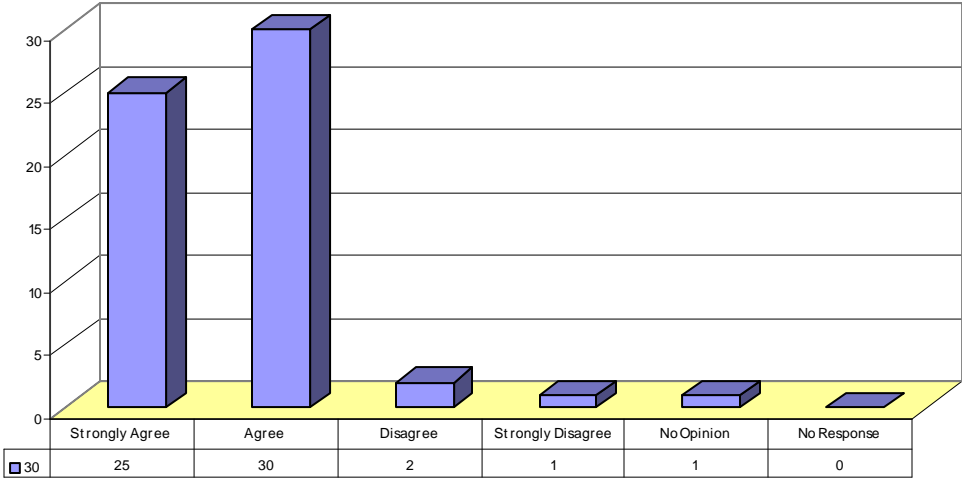
Item 17 Responses: Teachers utilize a variety of instructional techniques to meet the needs of students.



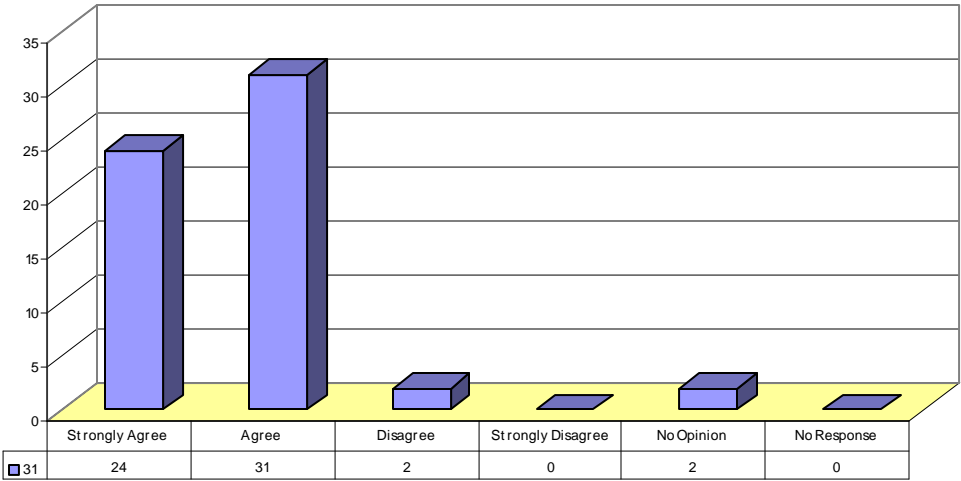
Item 28 Responses: Arts Education (Ex. Music, Drama, Art, etc.) is an important part of the curriculum.



Item 30 Responses: Graduation requirements have been distributed and explained to students, parents, and staff members.

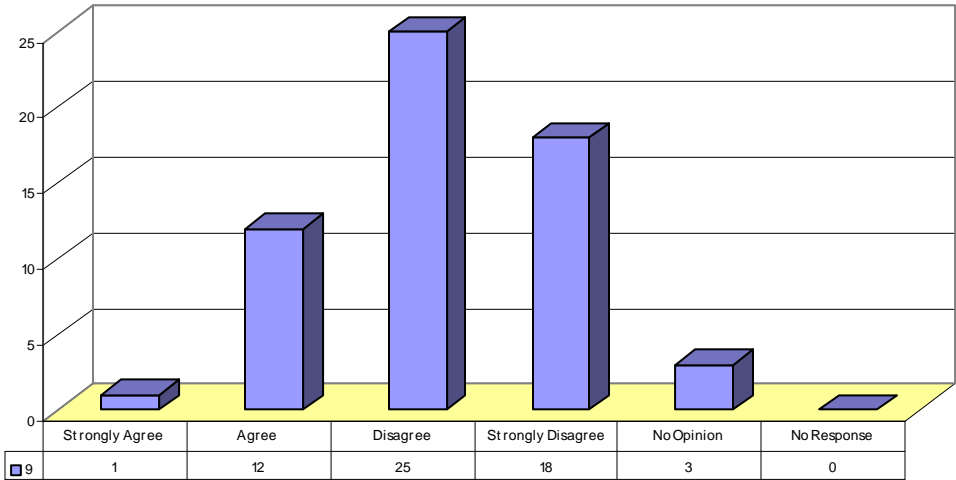


Item 31 Responses: Students are provided guidance and information about course selections and graduation requirements.

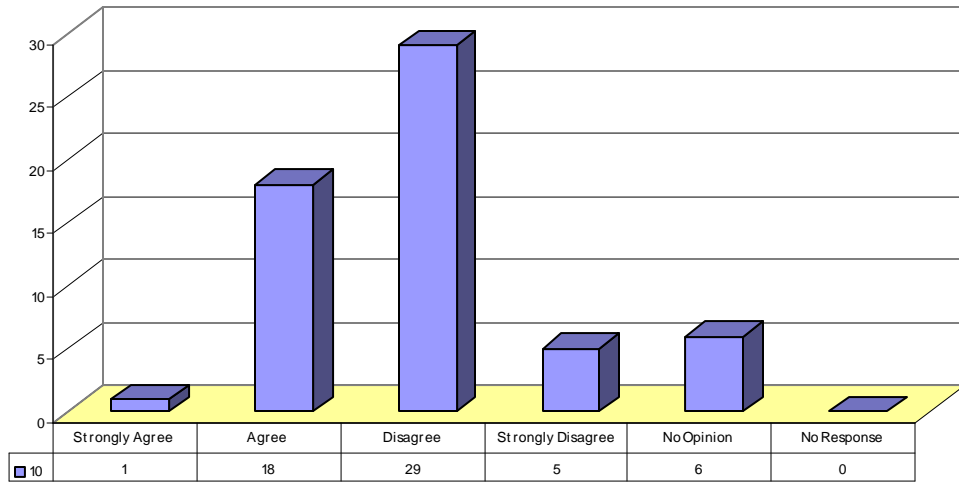


Weaknesses – Staff Survey

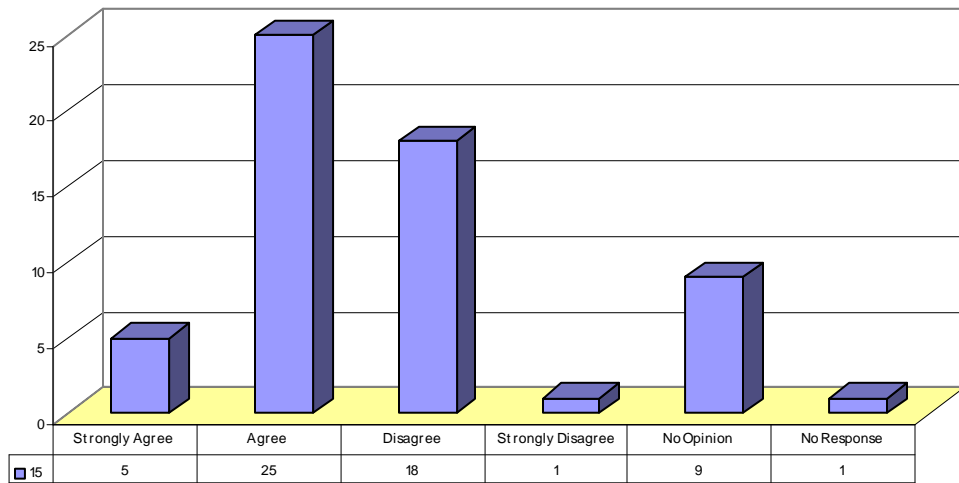
Item 9 Responses: Tobacco use on campus is NOT widespread among students who attend this school.



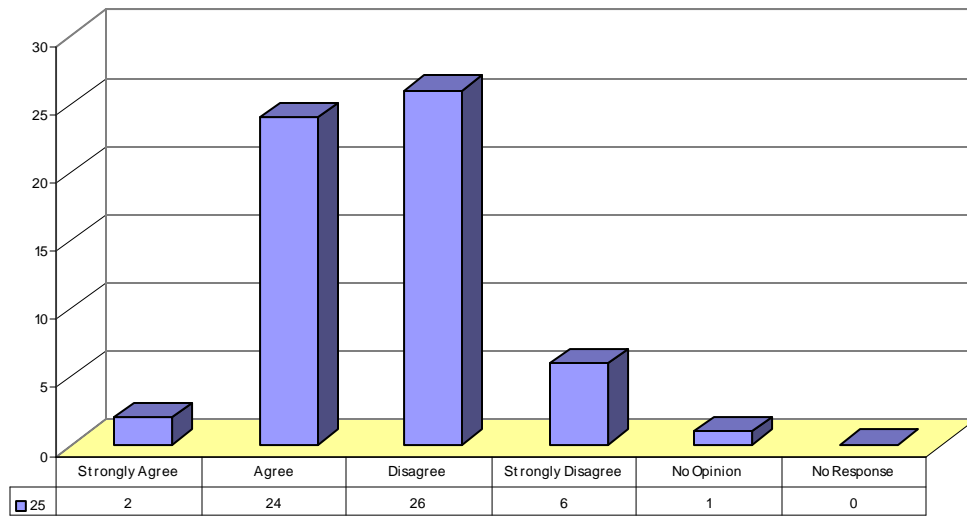
Item 10 Responses: Drug use on campus is NOT a serious problem among students who attend this school.



Item 15 Responses: Students are taught strategies on how to avoid fights and arguments in school.



Item 25 Responses: There are enough materials and supplies at this school.



Item 35 Responses: Parents/guardians like to visit this school.

