
***Columbus County Schools
District SACS-CASI/School Improvement
Staff Survey -- Individual School Report
December 15, 2006***

66 Respondents

Responses by School

<u>School</u>	<u>Count</u>	<u>Ratio</u>
Tabor City Elementary	66	100.0%
Response Total:	66	100.0%

Responses by Employee Type

<u>Opinion</u>	<u>Count</u>	<u>Ratio</u>
Certified	40	60.6%
Classified	26	39.4%
Response Total:	66	100.0%

Responses by Gender

<u>Opinion</u>	<u>Count</u>	<u>Ratio</u>
Male	3	4.5%
Female	63	95.5%
Response Total:	66	100.0%

Responses by Ethnicity

<u>Opinion</u>	<u>Count</u>	<u>Ratio</u>
Black	5	7.6%
Other	1	1.5%
White	60	90.9%
Response Total:	66	100.0%

Overall grade given this school

<u>Opinion</u>	<u>Count</u>	<u>Ratio</u>
No Response to this Item	1	
A	36	55.4%
B	26	40.0%
C	3	4.6%
Response Total:	65	98.5%

Overall grade given this school school district

<u>Opinion</u>	<u>Count</u>	<u>Ratio</u>
A	21	31.8%
B	31	47.0%
C	14	21.2%
Response Total:	66	100.0%

Expectations and School Climate

01. Students feel safe at this school.

<u>Opinion</u>	<u>Count</u>	<u>Ratio</u>
Strongly Agree	32	48.5%
Agree	33	50.0%
No Opinion	1	1.5%
Response Total:	66	100.0%

02. Teachers utilize class time in an effective manner.

<u>Opinion</u>	<u>Count</u>	<u>Ratio</u>
Strongly Agree	37	56.1%
Agree	28	42.4%
No Opinion	1	1.5%
Response Total:	66	100.0%

03. Adults treat students with respect in this school.

<u>Opinion</u>	<u>Count</u>	<u>Ratio</u>
Strongly Agree	32	48.5%
Agree	29	43.9%
No Opinion	5	7.6%
Response Total:	66	100.0%

04. The principal knows what is going on in classes.

<u>Opinion</u>	<u>Count</u>	<u>Ratio</u>
Strongly Agree	48	73.8%
Agree	12	18.5%
No Opinion	5	7.7%
No Response to This Item	1	
Response Total:	65	98.5%

05. All staff members care about what happens to the students.

<u>Opinion</u>	<u>Count</u>	<u>Ratio</u>
Strongly Agree	32	50.0%
Agree	23	35.9%
Disagree	3	4.7%
No Opinion	6	9.4%
No Response to This Item	2	
Response Total:	64	97.0%

06. Teachers at this school enjoy teaching.

<u>Opinion</u>	<u>Count</u>	<u>Ratio</u>
Strongly Agree	24	36.4%
Agree	39	59.1%
No Opinion	3	4.5%
Response Total:	66	100.0%

07. Bullying is NOT a problem at this school.

<u>Opinion</u>	<u>Count</u>	<u>Ratio</u>
Strongly Agree	17	25.8%
Agree	37	56.1%
Disagree	5	7.6%
Strongly Disagree	1	1.5%
No Opinion	6	9.1%
Response Total:	66	100.0%

08. Alcohol use on campus is NOT widespread among students who attend this school.

<u>Opinion</u>	<u>Count</u>	<u>Ratio</u>
Strongly Agree	52	78.8%
Agree	12	18.2%
No Opinion	2	3.0%
Response Total:	66	100.0%

09. Tobacco use on campus is NOT widespread among students who attend this school.

<u>Opinion</u>	<u>Count</u>	<u>Ratio</u>
Strongly Agree	51	77.3%
Agree	13	19.7%
No Opinion	2	3.0%
Response Total:	66	100.0%

10. Drug use on campus is NOT a serious problem among students who attend this school.

<u>Opinion</u>	<u>Count</u>	<u>Ratio</u>
Strongly Agree	51	79.7%
Agree	13	20.3%
No Response to This Item	2	
Response Total:	64	97.0%

11. My school allows me to have input on decisions affecting instructional practices and/or programs.

<u>Opinion</u>	<u>Count</u>	<u>Ratio</u>
Strongly Agree	23	34.8%
Agree	36	54.5%
Disagree	6	9.1%
No Opinion	1	1.5%
Response Total:	66	100.0%

12. All students have an equal opportunity to participate in activities (clubs, musical groups, athletics, etc.).

<u>Opinion</u>	<u>Count</u>	<u>Ratio</u>
Strongly Agree	25	38.5%
Agree	28	43.1%
Disagree	1	1.5%
No Opinion	11	16.9%
No Response to This Item	1	
Response Total:	65	98.5%

Discipline

13. Students are well behaved at this school.

<u>Opinion</u>	<u>Count</u>	<u>Ratio</u>
Strongly Agree	15	22.7%
Agree	42	63.6%
Disagree	4	6.1%
No Opinion	5	7.6%
Response Total:	66	100.0%

14. Staff members are consistent with enforcing rules and using appropriate measures when rules are broken.

<u>Opinion</u>	<u>Count</u>	<u>Ratio</u>
Strongly Agree	30	45.5%
Agree	29	43.9%
Disagree	2	3.0%
Strongly Disagree	3	4.5%
No Opinion	2	3.0%
Response Total:	66	100.0%

15. Students are taught strategies on how to avoid fights and arguments in school.

<u>Opinion</u>	<u>Count</u>	<u>Ratio</u>
Strongly Agree	20	30.8%
Agree	42	64.6%
Disagree	1	1.5%
No Opinion	2	3.1%
No Response to This Item	1	
Response Total:	65	98.5%

16. Rules are fair at this school.

<u>Opinion</u>	<u>Count</u>	<u>Ratio</u>
Strongly Agree	31	47.7%
Agree	29	44.6%
Disagree	2	3.1%
Strongly Disagree	3	4.6%
No Response to This Item	1	
Response Total:	65	98.5%

Effective Instruction

17. Teachers utilize a variety of instructional techniques to meet the needs of students.

<u>Opinion</u>	<u>Count</u>	<u>Ratio</u>
Strongly Agree	34	51.5%
Agree	26	39.4%
Disagree	1	1.5%
No Opinion	5	7.6%
Response Total:	66	100.0%

18. In classes, students spend time using computers or other technology.

<u>Opinion</u>	<u>Count</u>	<u>Ratio</u>
Strongly Agree	29	43.9%
Agree	29	43.9%
Disagree	6	9.1%
No Opinion	2	3.0%
Response Total:	66	100.0%

19. In classes, students learn about things interesting to them.

<u>Opinion</u>	<u>Count</u>	<u>Ratio</u>
Strongly Agree	18	27.3%
Agree	43	65.2%
Disagree	1	1.5%
No Opinion	4	6.1%
Response Total:	66	100.0%

20. Homework assignments consist of things that teachers cover in class with students.

<u>Opinion</u>	<u>Count</u>	<u>Ratio</u>
Strongly Agree	34	51.5%
Agree	29	43.9%
Disagree	1	1.5%
No Opinion	2	3.0%
Response Total:	66	100.0%

21. Student work is graded fairly and equitably.

<u>Opinion</u>	<u>Count</u>	<u>Ratio</u>
Strongly Agree	35	53.0%
Agree	27	40.9%
No Opinion	4	6.1%
Response Total:	66	100.0%

22. Students are expected to do good work at this school.

<u>Opinion</u>	<u>Count</u>	<u>Ratio</u>
Strongly Agree	44	67.7%
Agree	20	30.8%
No Opinion	1	1.5%
No Response to This Item	1	
Response Total:	65	98.5%

23. Students are provided challenging class work.

<u>Opinion</u>	<u>Count</u>	<u>Ratio</u>
Strongly Agree	39	59.1%
Agree	22	33.3%
No Opinion	5	7.6%
Response Total:	66	100.0%

24. Students work diligently to make good grades at this school.

<u>Opinion</u>	<u>Count</u>	<u>Ratio</u>
Strongly Agree	20	30.8%
Agree	35	53.8%
Disagree	4	6.2%
No Opinion	6	9.2%
No Response to This Item	1	
Response Total:	65	98.5%

25. There are enough materials and supplies at this school.

<u>Opinion</u>	<u>Count</u>	<u>Ratio</u>
Strongly Agree	8	12.1%
Agree	17	25.8%
Disagree	28	42.4%
Strongly Disagree	13	19.7%
Response Total:	66	100.0%

26. Someone at this school provides students with assistance when they are having trouble with class or homework.

<u>Opinion</u>	<u>Count</u>	<u>Ratio</u>
Strongly Agree	19	28.8%
Agree	40	60.6%
Disagree	1	1.5%
No Opinion	6	9.1%
Response Total:	66	100.0%

27. Tests measure what teachers have taught in their class.

<u>Opinion</u>	<u>Count</u>	<u>Ratio</u>
Strongly Agree	27	40.9%
Agree	29	43.9%
Disagree	6	9.1%
No Opinion	4	6.1%
Response Total:	66	100.0%

28. Arts Education (Ex. Music, Drama, Art, etc.) is an important part of the curriculum.

<u>Opinion</u>	<u>Count</u>	<u>Ratio</u>
Strongly Agree	26	39.4%
Agree	23	34.8%
Disagree	13	19.7%
Strongly Disagree	3	4.5%
No Opinion	1	1.5%
Response Total:	66	100.0%

29. Foreign Language should be part of the curriculum for grades K-12.

<u>Opinion</u>	<u>Count</u>	<u>Ratio</u>
Strongly Agree	26	39.4%
Agree	31	47.0%
Disagree	5	7.6%
Strongly Disagree	1	1.5%
No Opinion	3	4.5%
Response Total:	66	100.0%

30. Graduation requirements have been distributed and explained to students, parents, and staff members.

<u>Opinion</u>	<u>Count</u>	<u>Ratio</u>
Strongly Agree	16	24.2%
Agree	18	27.3%
Disagree	2	3.0%
No Opinion	30	45.5%
Response Total:	66	100.0%

31. Students are provided guidance and information about course selections and graduation requirements.

<u>Opinion</u>	<u>Count</u>	<u>Ratio</u>
Strongly Agree	10	15.4%
Agree	15	23.1%
Disagree	2	3.1%
No Opinion	38	58.5%
No Response to This Item	1	
Response Total:	65	98.5%

32. This school has provided opportunities to prepare students for the SAT, ACT, or PSAT.

<u>Opinion</u>	<u>Count</u>	<u>Ratio</u>
Strongly Agree	10	15.2%
Agree	12	18.2%
Disagree	4	6.1%
No Opinion	40	60.6%
Response Total:	66	100.0%

Communication and Parent/Guardian Involvement

33. Parents/guardians volunteer to help in school.

<u>Opinion</u>	<u>Count</u>	<u>Ratio</u>
Strongly Agree	25	37.9%
Agree	30	45.5%
Disagree	4	6.1%
No Opinion	7	10.6%
Response Total:	66	100.0%

34. This school lets parents/guardians know how their child(ren) are doing on a regular basis.

<u>Opinion</u>	<u>Count</u>	<u>Ratio</u>
Strongly Agree	42	63.6%
Agree	19	28.8%
No Opinion	5	7.6%
Response Total:	66	100.0%

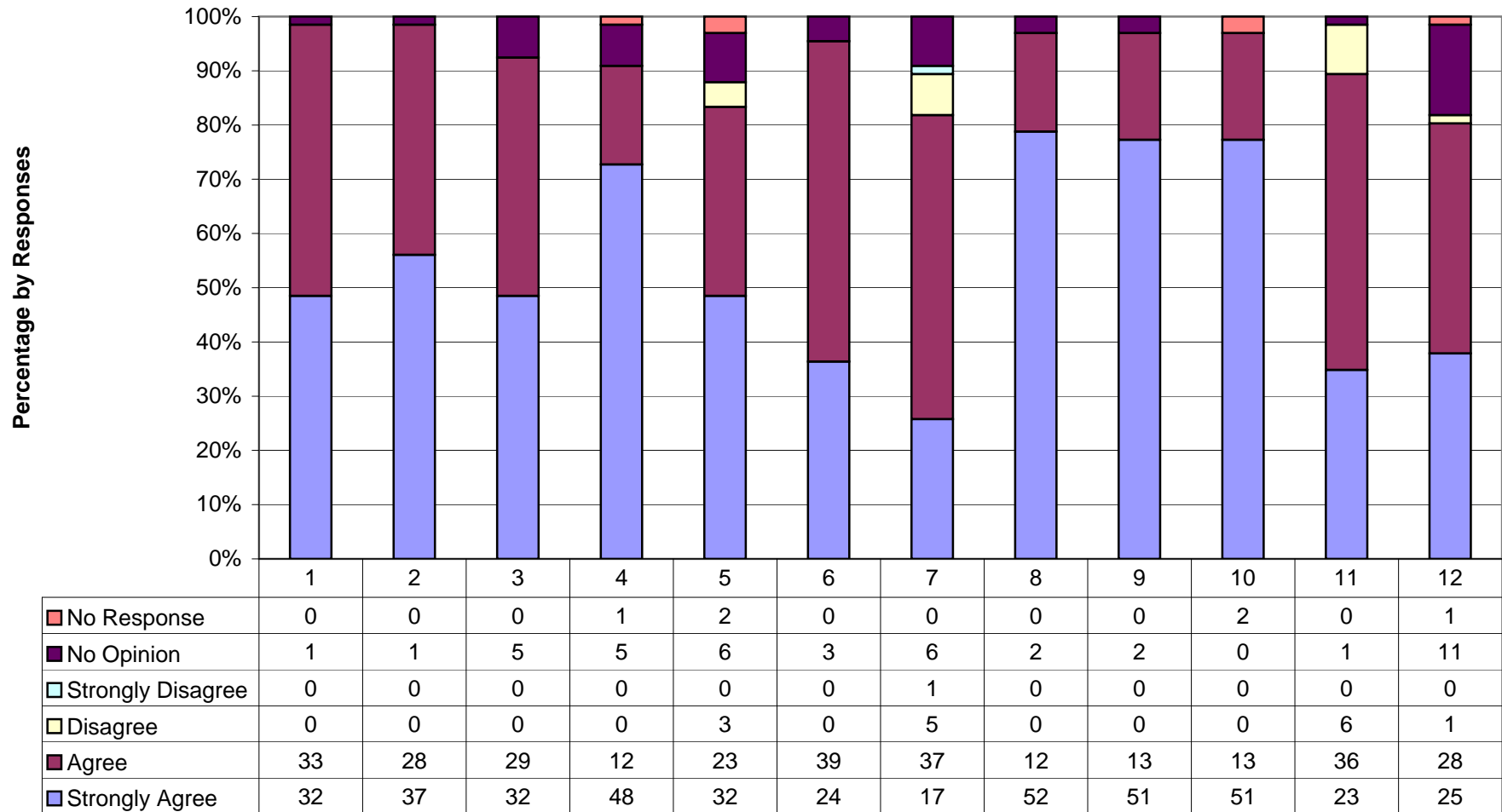
35. Parents/guardians like to visit this school.

<u>Opinion</u>	<u>Count</u>	<u>Ratio</u>
Strongly Agree	27	40.9%
Agree	31	47.0%
Disagree	2	3.0%
No Opinion	6	9.1%
Response Total:	66	100.0%

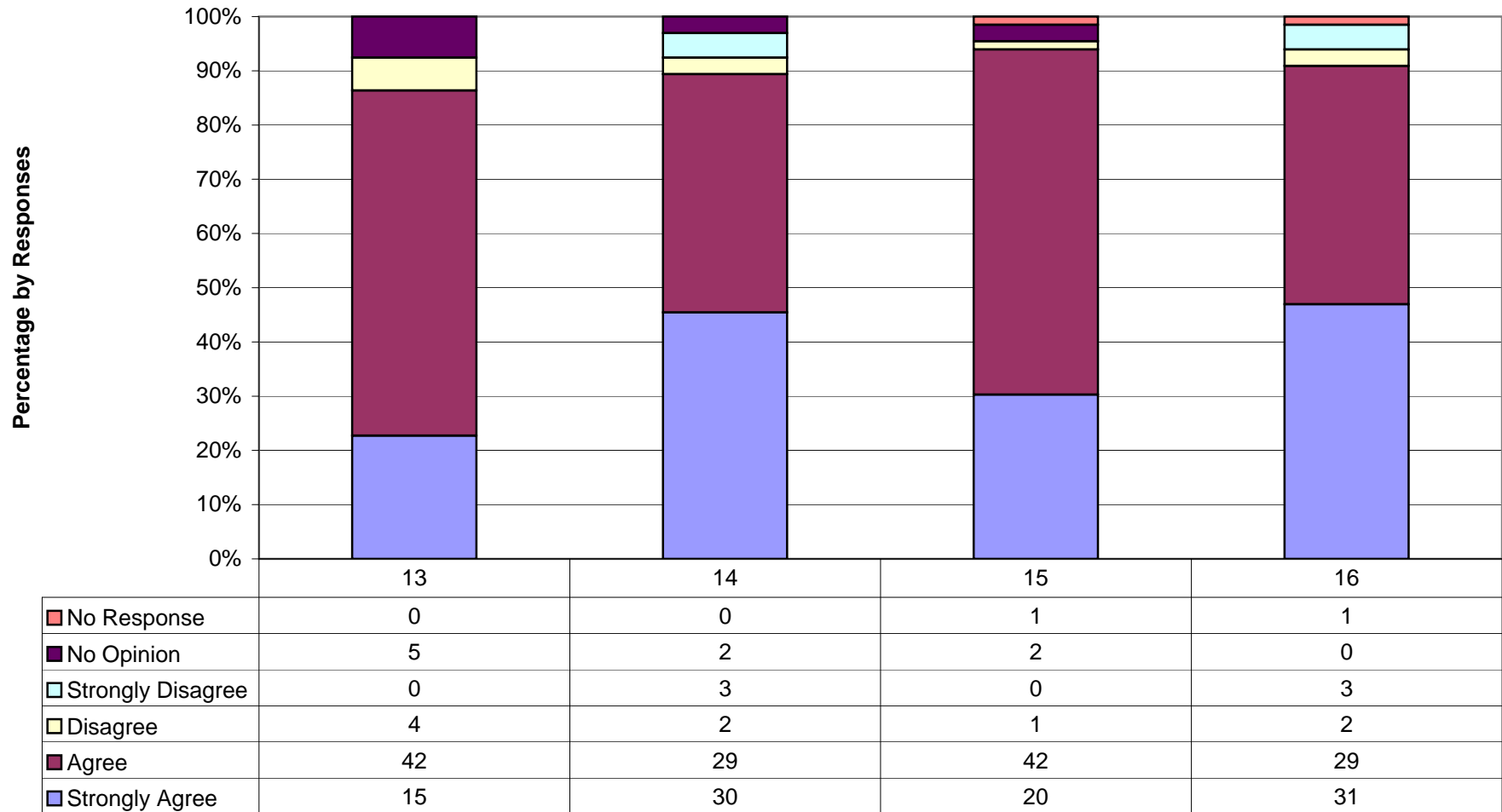
36. Parents/guardians are provided timely information of school events as well as other activities related to this school.

<u>Opinion</u>	<u>Count</u>	<u>Ratio</u>
Strongly Agree	40	60.6%
Agree	24	36.4%
No Opinion	2	3.0%
Response Total:	66	100.0%

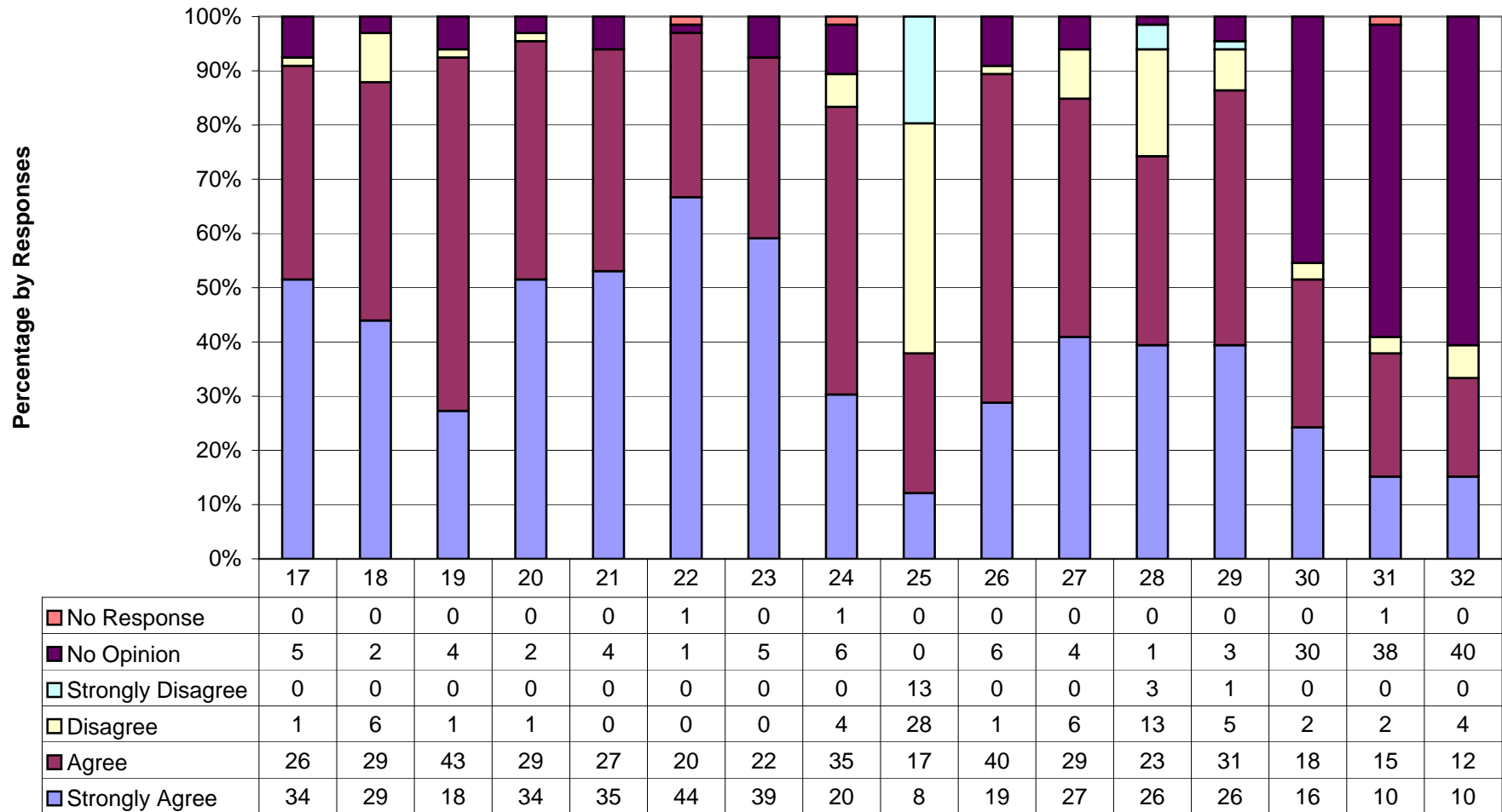
**Tabor City Elementary School: SACS-CASI/School Improvement
Staff Survey Results
Expectations and School Climate
December 15, 2006**



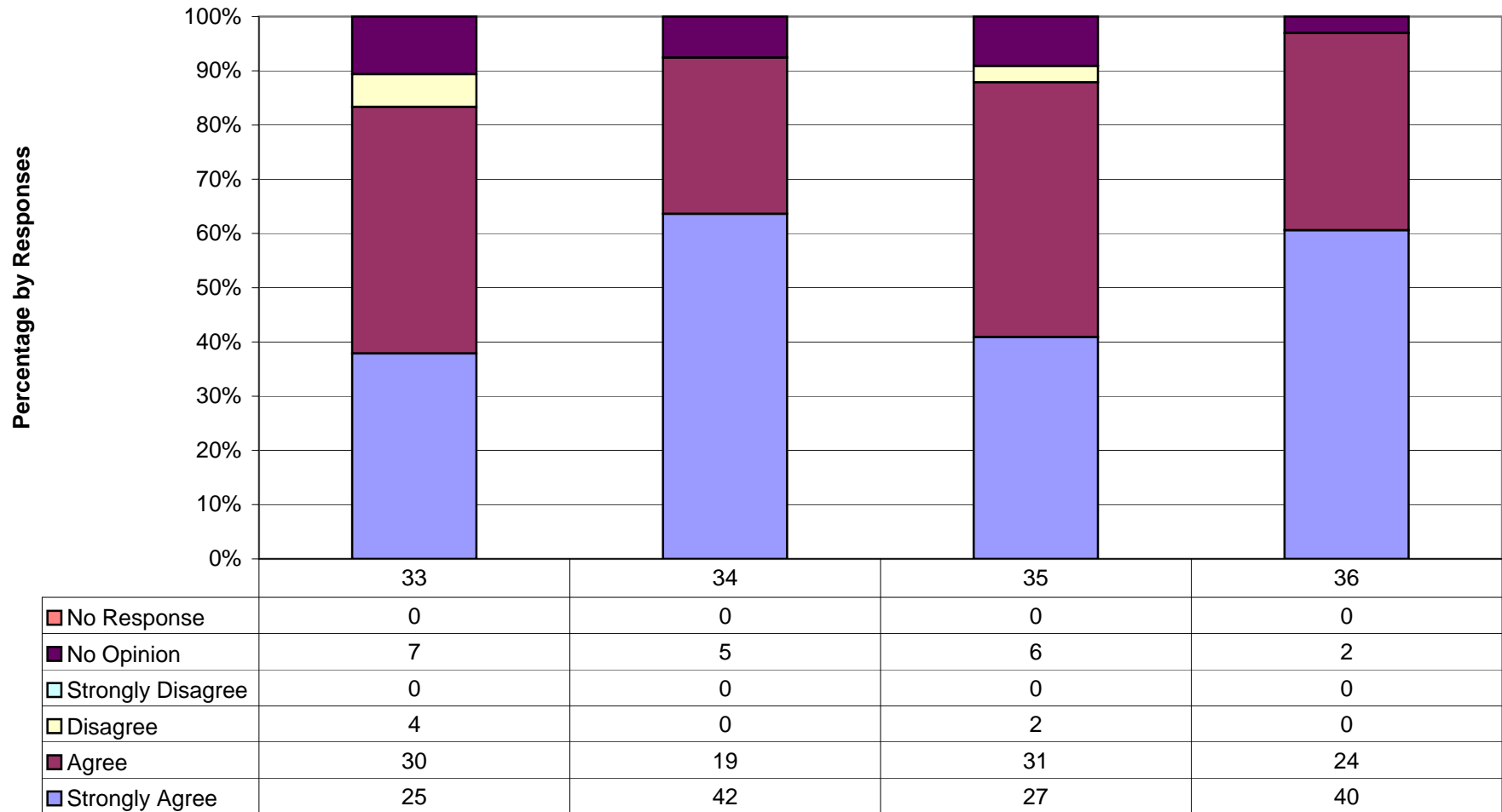
**Tabor City Elementary School: SACS-CASI/School Improvement
Staff Survey Results
Discipline
December 15, 2006**



**Tabor City Elementary School: SACS-CASI/School Improvement
Staff Survey Results
Effective Instruction
December 15, 2006**

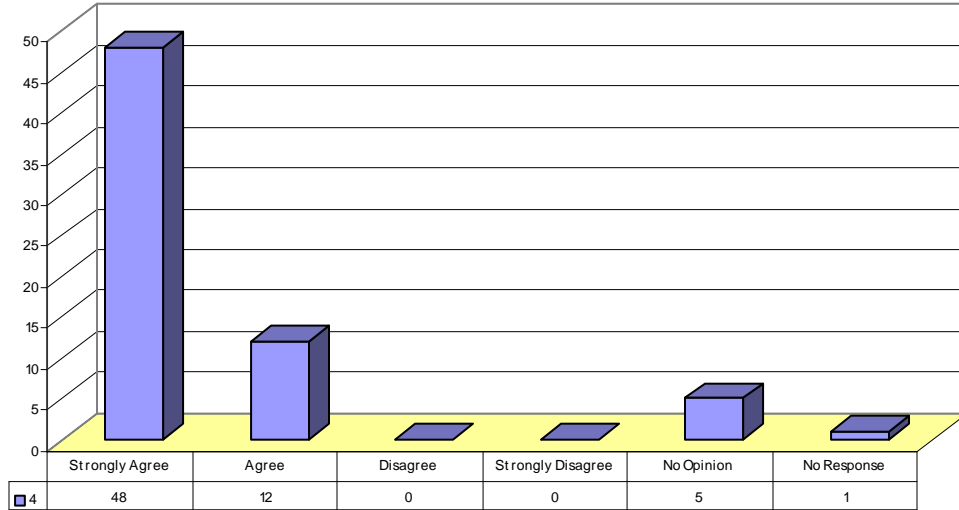


**Tabor City Elementary School: SACS-CASI/School Improvement
Staff Survey Results
Communication and Parent/Guardian Involvement
December 15, 2006**

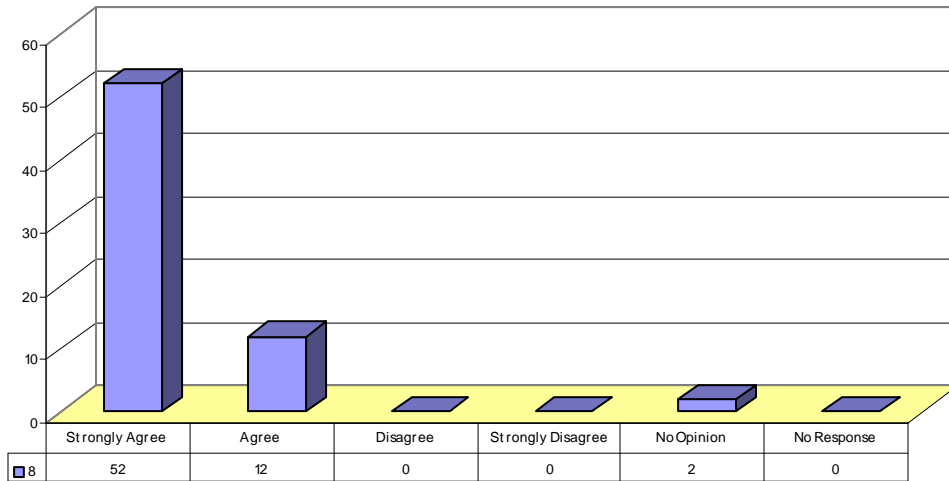


Strengths – Staff Survey

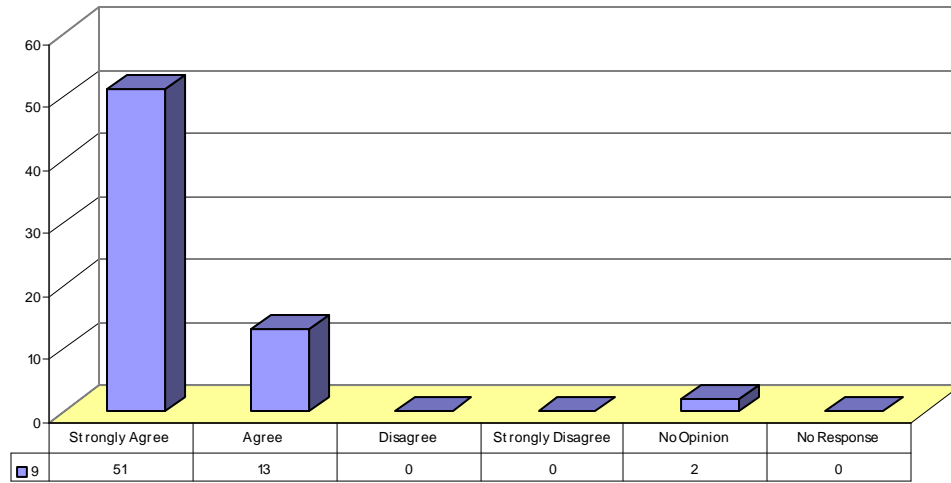
Item 4 Responses: The principal knows what is going on in classes.



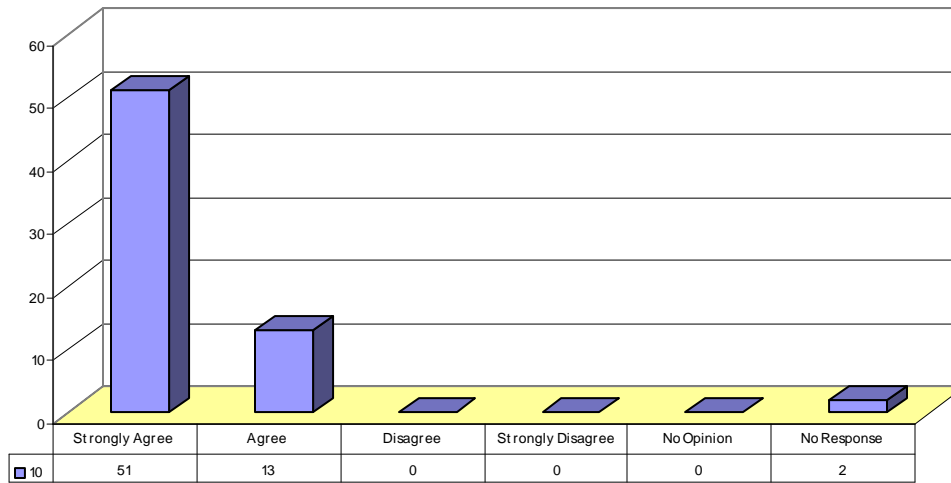
Item 8 Responses: Alcohol use on campus is NOT widespread among students who attend this school.



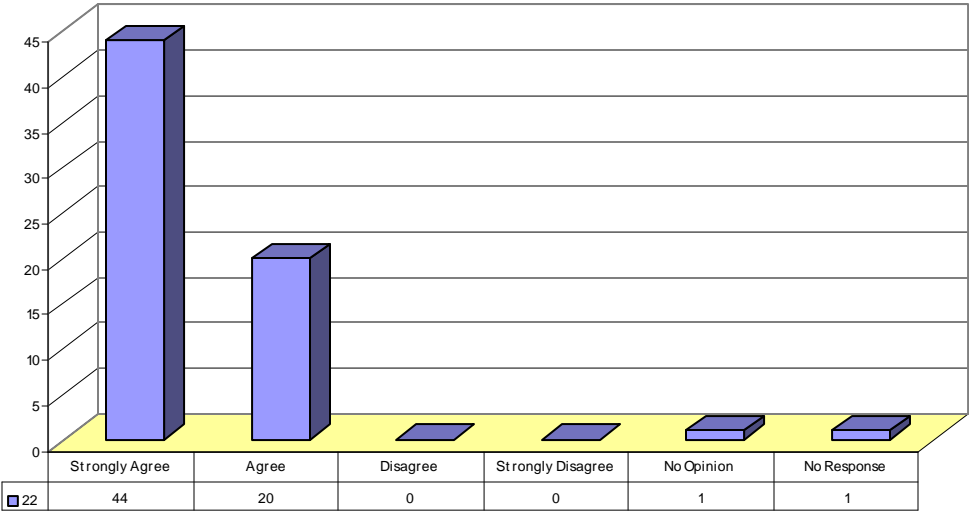
Item 9 Responses: Tobacco use on campus is NOT widespread among students who attend this school.



Item 10 Responses: Drug use on campus is NOT a serious problem among students who attend this school.

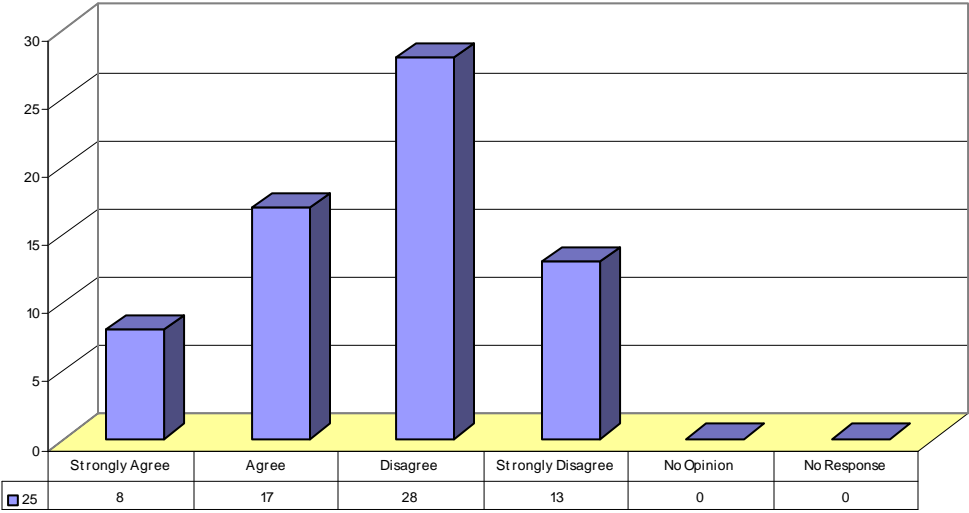


Item 22 Responses: Students are expected to do good work at this school.

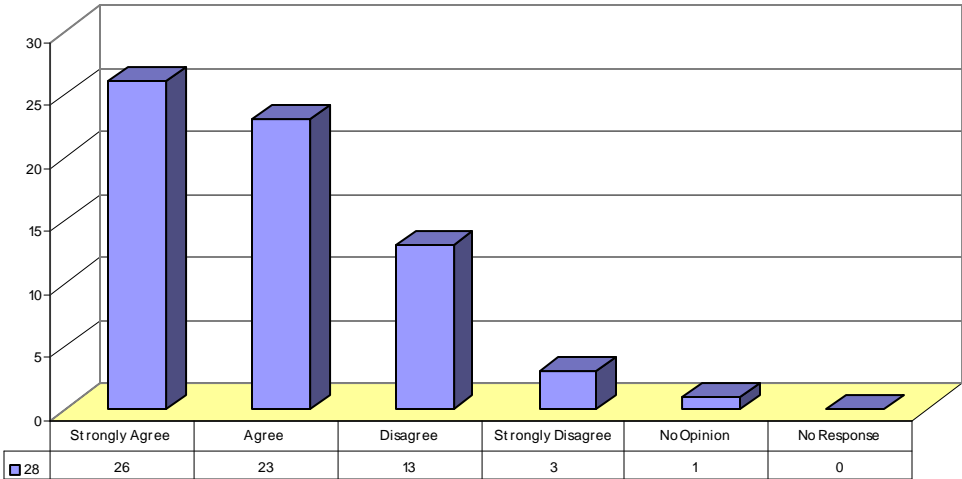


Weaknesses – Staff Survey

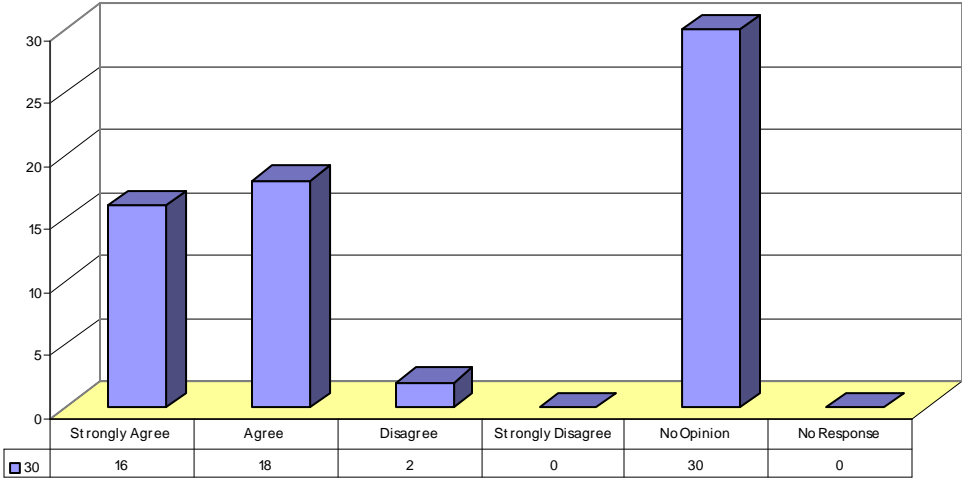
Item 25 Responses: There are enough materials and supplies at this school.



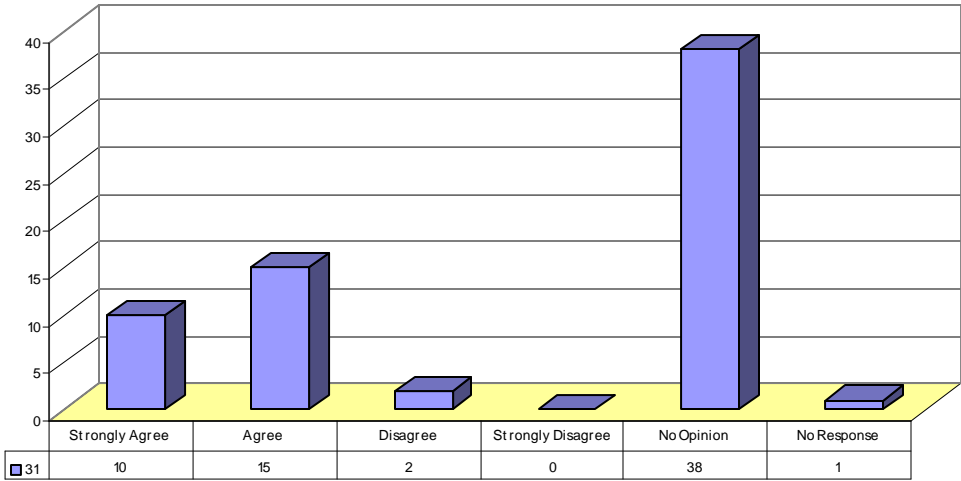
Item 28 Responses: Arts Education (Ex. Music, Drama, Art, etc.) is an important part of the curriculum.



Item 30 Responses: Graduation requirements have been distributed and explained to students, parents, and staff members.



Item 31 Responses: Students are provided guidance and information about course selections and graduation requirements.



Item 32 Responses: This school has provided opportunities to prepare students for the SAT, ACT, or PSAT.

