
***Columbus County Schools
District SACS-CASI/School Improvement
Staff Survey -- Individual School Report
December 15, 2006***

4 Respondents

Responses by School

<u>School</u>	<u>Count</u>	<u>Ratio</u>
Southeastern Early College High School	4	100.0%
Response Total:	4	100.0%

Responses by Employee Type

<u>Opinion</u>	<u>Count</u>	<u>Ratio</u>
Certified	3	75.0%
Classified	1	25.0%
Response Total:	4	100.0%

Responses by Gender

<u>Opinion</u>	<u>Count</u>	<u>Ratio</u>
Female	4	100.0%
Response Total:	4	100.0%

Responses by Ethnicity

<u>Opinion</u>	<u>Count</u>	<u>Ratio</u>
Black	1	25.0%
Other	1	25.0%
White	2	50.0%
Response Total:	4	100.0%

Overall grade given this school

<u>Opinion</u>	<u>Count</u>	<u>Ratio</u>
A	1	25.0%
B	2	50.0%
C	1	25.0%
Response Total:	4	100.0%

Overall grade given this school school district

<u>Opinion</u>	<u>Count</u>	<u>Ratio</u>
B	1	25.0%
C	3	75.0%
Response Total:	4	100.0%

Expectations and School Climate

01. Students feel safe at this school.

<u>Opinion</u>	<u>Count</u>	<u>Ratio</u>
Strongly Agree	3	75.0%
Agree	1	25.0%
Response Total:	4	100.0%

02. Teachers utilize class time in an effective manner.

<u>Opinion</u>	<u>Count</u>	<u>Ratio</u>
Strongly Agree	3	75.0%
Agree	1	25.0%
Response Total:	4	100.0%

03. Adults treat students with respect in this school.

<u>Opinion</u>	<u>Count</u>	<u>Ratio</u>
Strongly Agree	2	50.0%
Agree	1	25.0%
Disagree	1	25.0%
Response Total:	4	100.0%

04. The principal knows what is going on in classes.

<u>Opinion</u>	<u>Count</u>	<u>Ratio</u>
Strongly Agree	3	75.0%
Agree	1	25.0%
Response Total:	4	100.0%

05. All staff members care about what happens to the students.

<u>Opinion</u>	<u>Count</u>	<u>Ratio</u>
Strongly Agree	3	75.0%
Disagree	1	25.0%
Response Total:	4	100.0%

06. Teachers at this school enjoy teaching.

<u>Opinion</u>	<u>Count</u>	<u>Ratio</u>
Strongly Agree	1	25.0%
Agree	1	25.0%
Disagree	1	25.0%
No Opinion	1	25.0%
Response Total:	4	100.0%

07. Bullying is NOT a problem at this school.

<u>Opinion</u>	<u>Count</u>	<u>Ratio</u>
Strongly Agree	2	50.0%
Agree	1	25.0%
Disagree	1	25.0%
Response Total:	4	100.0%

08. Alcohol use on campus is NOT widespread among students who attend this school.

<u>Opinion</u>	<u>Count</u>	<u>Ratio</u>
Strongly Agree	3	75.0%
Agree	1	25.0%
Response Total:	4	100.0%

09. Tobacco use on campus is NOT widespread among students who attend this school.

<u>Opinion</u>	<u>Count</u>	<u>Ratio</u>
Agree	4	100.0%
Response Total:	4	100.0%

10. Drug use on campus is NOT a serious problem among students who attend this school.

<u>Opinion</u>	<u>Count</u>	<u>Ratio</u>
Strongly Agree	3	75.0%
Agree	1	25.0%
Response Total:	4	100.0%

11. My school allows me to have input on decisions affecting instructional practices and/or programs.

<u>Opinion</u>	<u>Count</u>	<u>Ratio</u>
Strongly Agree	3	75.0%
Agree	1	25.0%
Response Total:	4	100.0%

12. All students have an equal opportunity to participate in activities (clubs, musical groups, athletics, etc.).

<u>Opinion</u>	<u>Count</u>	<u>Ratio</u>
Strongly Agree	1	25.0%
Agree	3	75.0%
Response Total:	4	100.0%

Discipline

13. Students are well behaved at this school.

<u>Opinion</u>	<u>Count</u>	<u>Ratio</u>
Strongly Agree	2	50.0%
Agree	2	50.0%
Response Total:	4	100.0%

14. Staff members are consistent with enforcing rules and using appropriate measures when rules are broken.

<u>Opinion</u>	<u>Count</u>	<u>Ratio</u>
Strongly Agree	2	50.0%
Agree	2	50.0%
Response Total:	4	100.0%

15. Students are taught strategies on how to avoid fights and arguments in school.

<u>Opinion</u>	<u>Count</u>	<u>Ratio</u>
Strongly Agree	1	25.0%
Agree	3	75.0%
Response Total:	4	100.0%

16. Rules are fair at this school.

<u>Opinion</u>	<u>Count</u>	<u>Ratio</u>
Strongly Agree	2	50.0%
Agree	2	50.0%
Response Total:	4	100.0%

Effective Instruction

17. Teachers utilize a variety of instructional techniques to meet the needs of students.

<u>Opinion</u>	<u>Count</u>	<u>Ratio</u>
Strongly Agree	1	25.0%
Agree	3	75.0%
Response Total:	4	100.0%

18. In classes, students spend time using computers or other technology.

<u>Opinion</u>	<u>Count</u>	<u>Ratio</u>
Agree	2	50.0%
Disagree	2	50.0%
Response Total:	4	100.0%

19. In classes, students learn about things interesting to them.

<u>Opinion</u>	<u>Count</u>	<u>Ratio</u>
Strongly Agree	1	25.0%
Agree	2	50.0%
No Opinion	1	25.0%
Response Total:	4	100.0%

20. Homework assignments consist of things that teachers cover in class with students.

<u>Opinion</u>	<u>Count</u>	<u>Ratio</u>
Strongly Agree	2	50.0%
Agree	1	25.0%
No Opinion	1	25.0%
Response Total:	4	100.0%

21. Student work is graded fairly and equitably.

<u>Opinion</u>	<u>Count</u>	<u>Ratio</u>
Strongly Agree	2	66.7%
Agree	1	33.3%
No Response to This Item	1	
Response Total:	3	75.0%

22. Students are expected to do good work at this school.

<u>Opinion</u>	<u>Count</u>	<u>Ratio</u>
Strongly Agree	2	50.0%
Agree	2	50.0%
Response Total:	4	100.0%

23. Students are provided challenging class work.

<u>Opinion</u>	<u>Count</u>	<u>Ratio</u>
Strongly Agree	1	25.0%
Agree	3	75.0%
Response Total:	4	100.0%

24. Students work diligently to make good grades at this school.

<u>Opinion</u>	<u>Count</u>	<u>Ratio</u>
Agree	4	100.0%
Response Total:	4	100.0%

25. There are enough materials and supplies at this school.

<u>Opinion</u>	<u>Count</u>	<u>Ratio</u>
Strongly Agree	1	25.0%
Agree	2	50.0%
Disagree	1	25.0%
Response Total:	4	100.0%

26. Someone at this school provides students with assistance when they are having trouble with class or homework.

<u>Opinion</u>	<u>Count</u>	<u>Ratio</u>
Strongly Agree	3	75.0%
Agree	1	25.0%
Response Total:	4	100.0%

27. Tests measure what teachers have taught in their class.

<u>Opinion</u>	<u>Count</u>	<u>Ratio</u>
Strongly Agree	2	50.0%
Agree	2	50.0%
Response Total:	4	100.0%

28. Arts Education (Ex. Music, Drama, Art, etc.) is an important part of the curriculum.

<u>Opinion</u>	<u>Count</u>	<u>Ratio</u>
Agree	2	50.0%
Disagree	1	25.0%
No Opinion	1	25.0%
Response Total:	4	100.0%

29. Foreign Language should be part of the curriculum for grades K-12.

<u>Opinion</u>	<u>Count</u>	<u>Ratio</u>
Agree	4	100.0%
Response Total:	4	100.0%

30. Graduation requirements have been distributed and explained to students, parents, and staff members.

<u>Opinion</u>	<u>Count</u>	<u>Ratio</u>
Strongly Agree	1	25.0%
Agree	3	75.0%
Response Total:	4	100.0%

31. Students are provided guidance and information about course selections and graduation requirements.

<u>Opinion</u>	<u>Count</u>	<u>Ratio</u>
Strongly Agree	1	25.0%
Agree	2	50.0%
Disagree	1	25.0%
Response Total:	4	100.0%

32. This school has provided opportunities to prepare students for the SAT, ACT, or PSAT.

<u>Opinion</u>	<u>Count</u>	<u>Ratio</u>
Agree	3	75.0%
Disagree	1	25.0%
Response Total:	4	100.0%

Communication and Parent/Guardian Involvement

33. Parents/guardians volunteer to help in school.

<u>Opinion</u>	<u>Count</u>	<u>Ratio</u>
Agree	4	100.0%
Response Total:	4	100.0%

34. This school lets parents/guardians know how their child(ren) are doing on a regular basis.

<u>Opinion</u>	<u>Count</u>	<u>Ratio</u>
Strongly Agree	2	50.0%
Agree	2	50.0%
Response Total:	4	100.0%

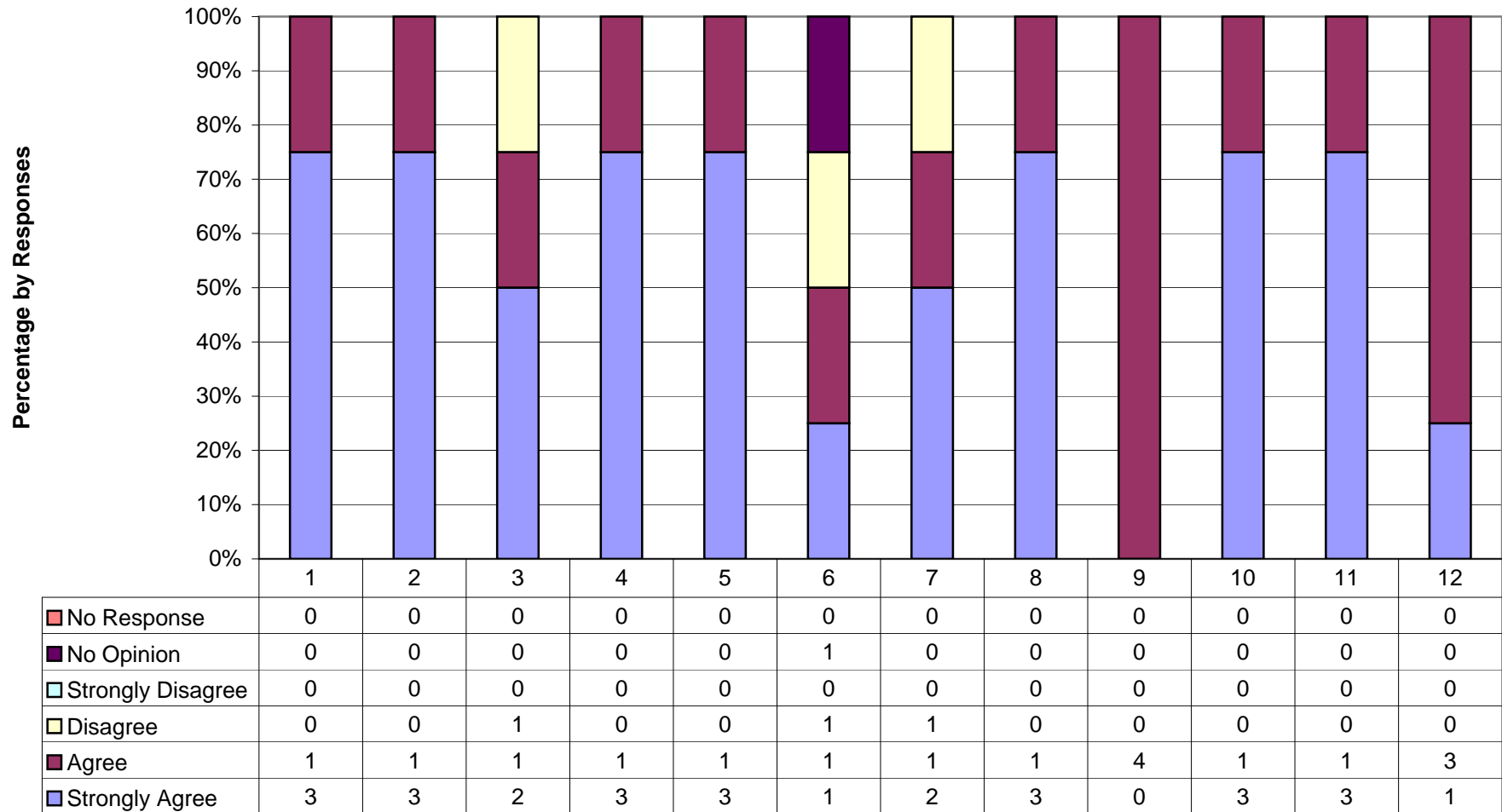
35. Parents/guardians like to visit this school.

<u>Opinion</u>	<u>Count</u>	<u>Ratio</u>
Strongly Agree	1	25.0%
Agree	3	75.0%
Response Total:	4	100.0%

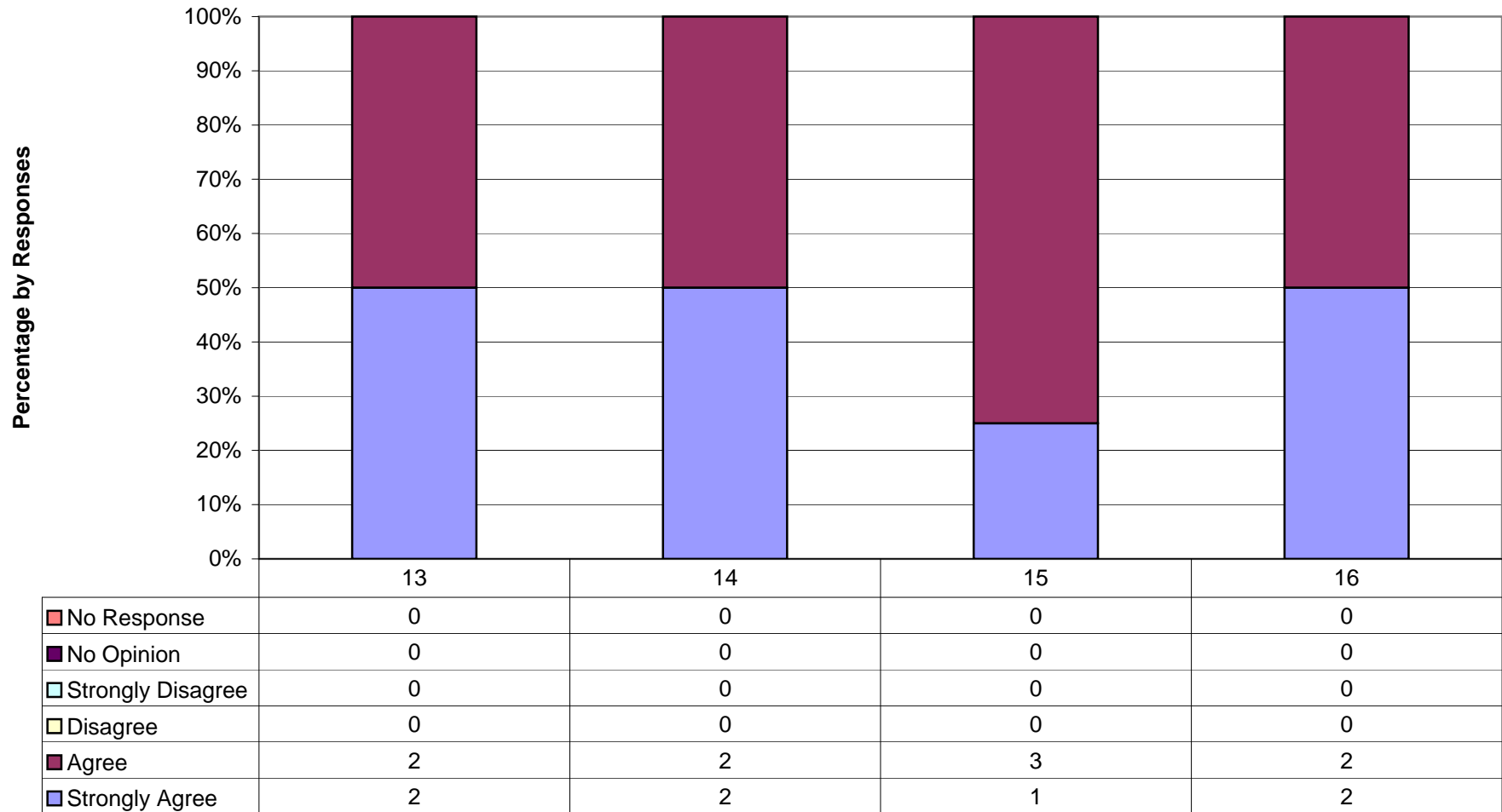
36. Parents/guardians are provided timely information of school events as well as other activities related to this school.

<u>Opinion</u>	<u>Count</u>	<u>Ratio</u>
Strongly Agree	2	50.0%
Agree	2	50.0%
Response Total:	4	100.0%

**Southeastern Early College High School: SACS-CASI/School Improvement
Staff Survey Results
Expectations and School Climate
December 15, 2006**



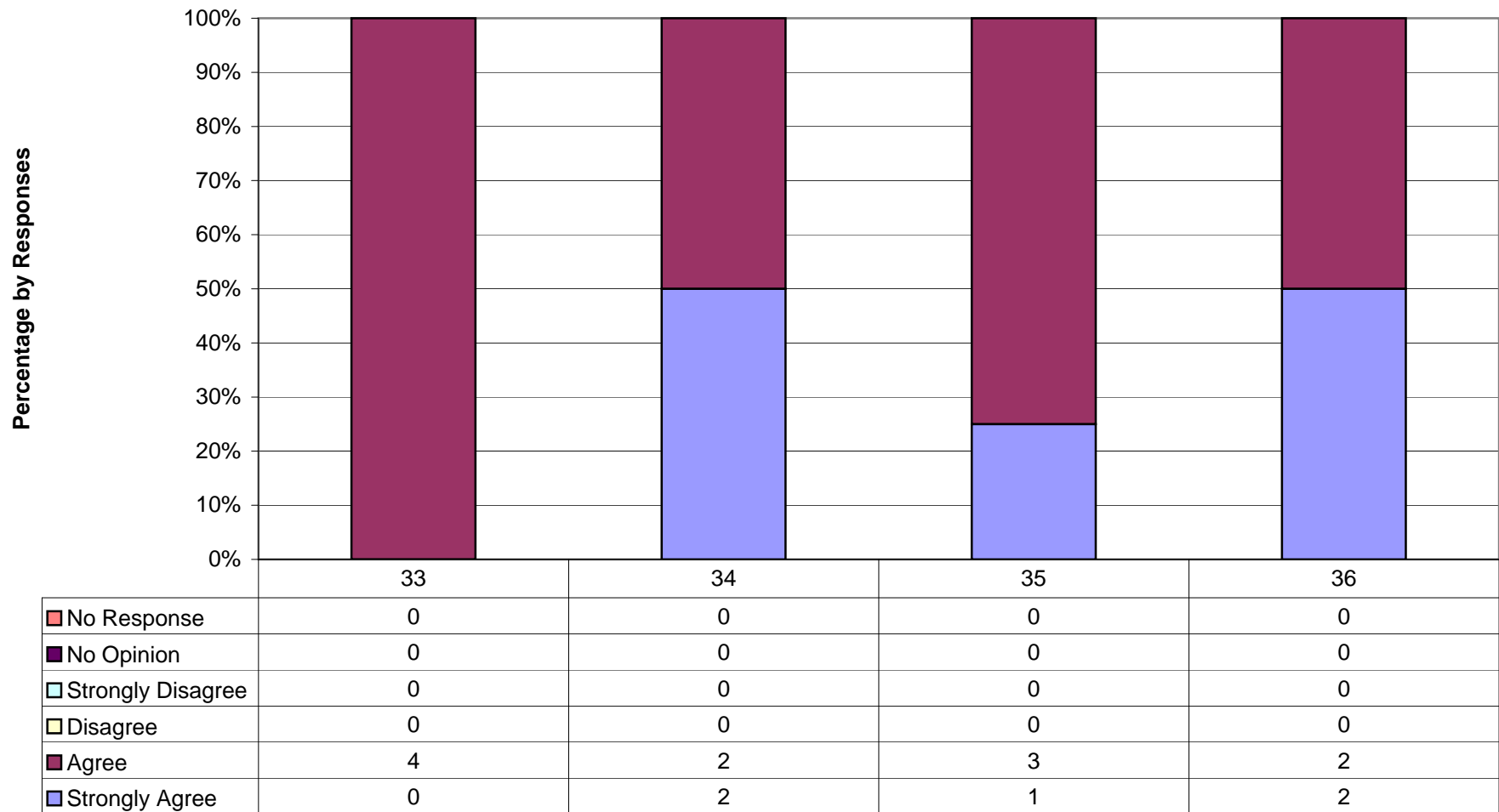
**Southeastern Early College High School: SACS-CASI/School Improvement
Staff Survey Results
Discipline
December 15, 2006**



**Southeastern Early College High School: SACS-CASI/School Improvement
Staff Survey Results
Effective Instruction
December 15, 2006**

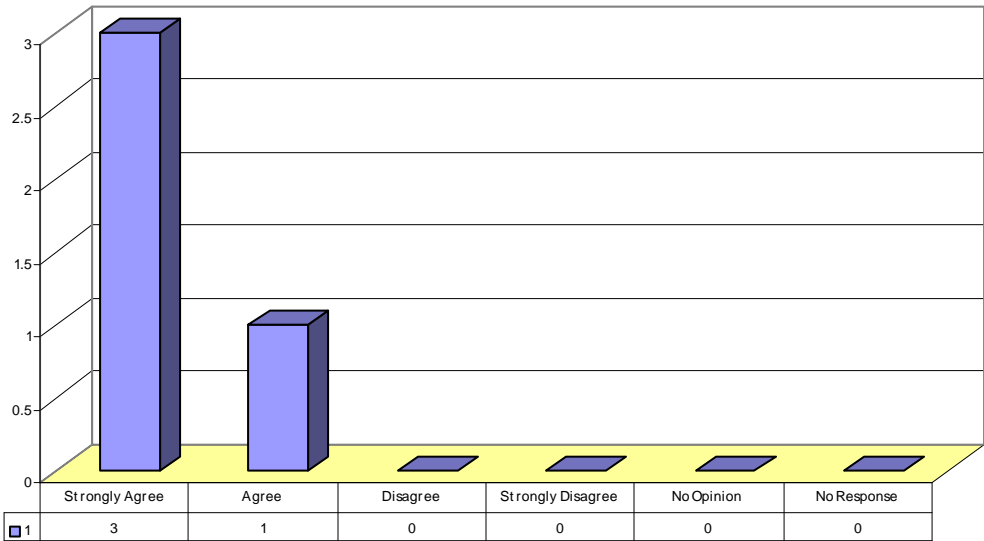


**Southeastern Early College High School: SACS-CASI/School Improvement
Staff Survey Results
Communication and Parent/Guardian Involvement
December 15, 2006**

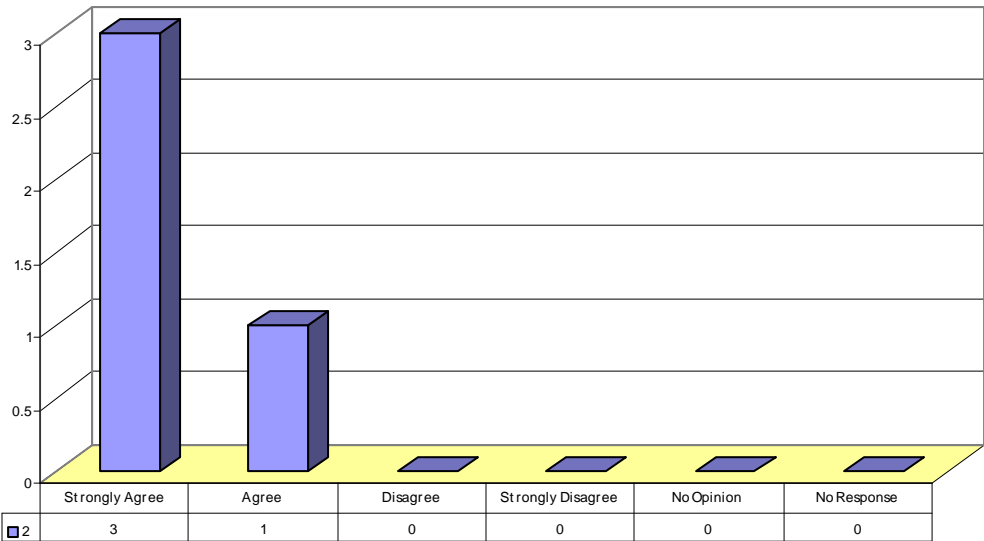


Strengths – Staff Survey

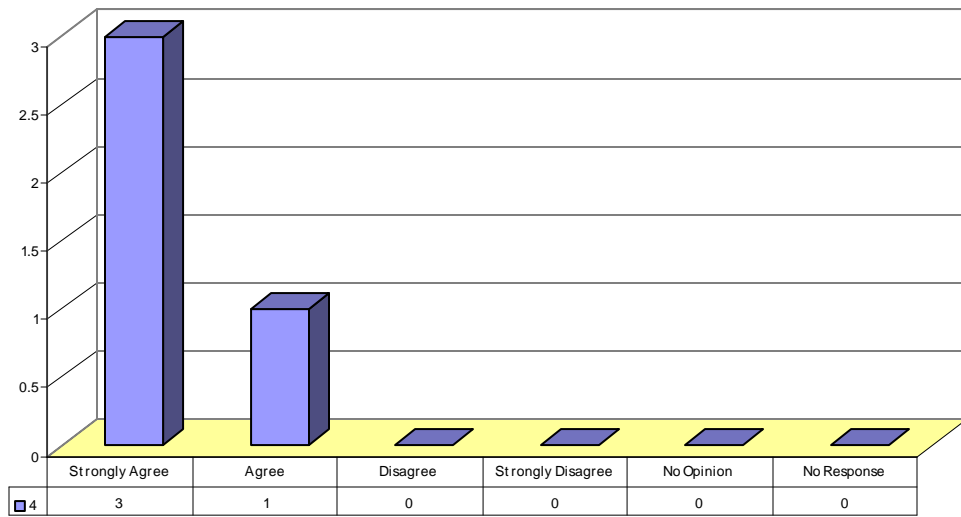
Item 1 Responses: Students Feel Safe at this School



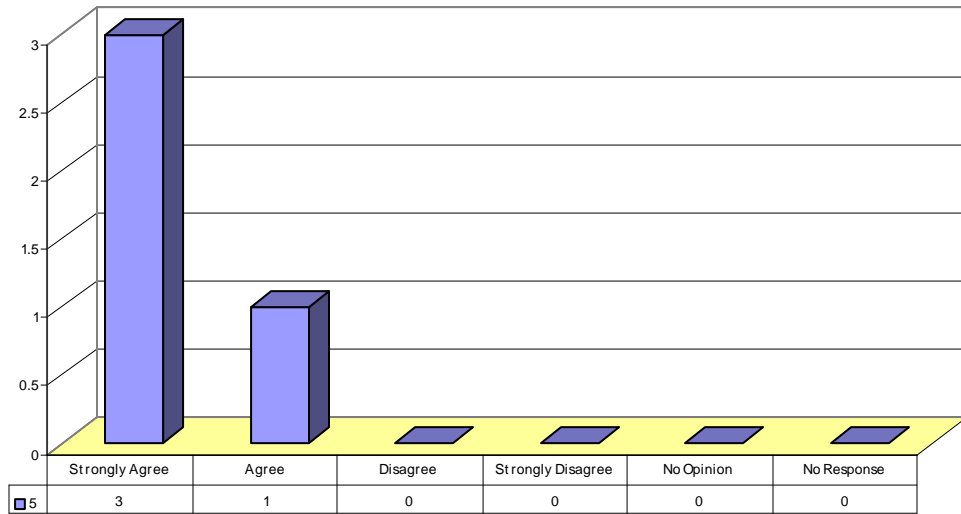
Item 2 Responses: Teachers Utilize Classtime in an Effective Manner



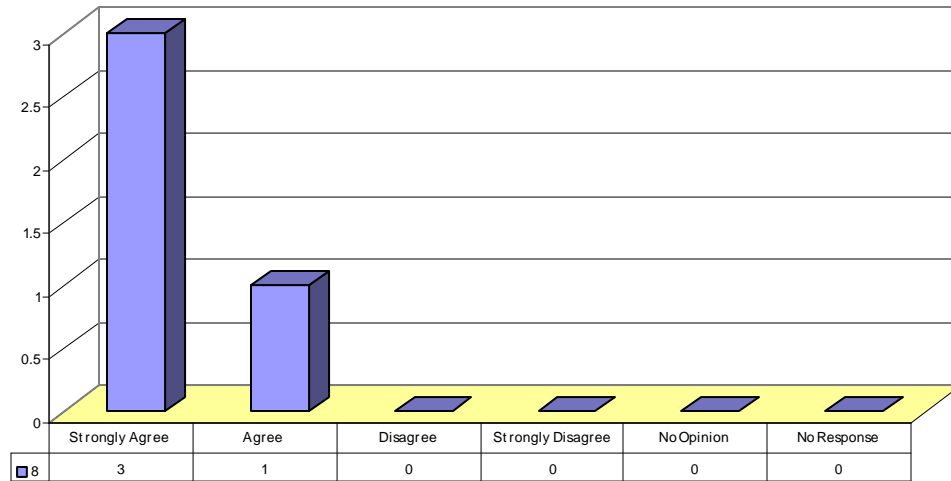
Item 4 Responses: The principal knows what is going on in classes.



Item 5 Responses: All staff members care about what happens to the students.

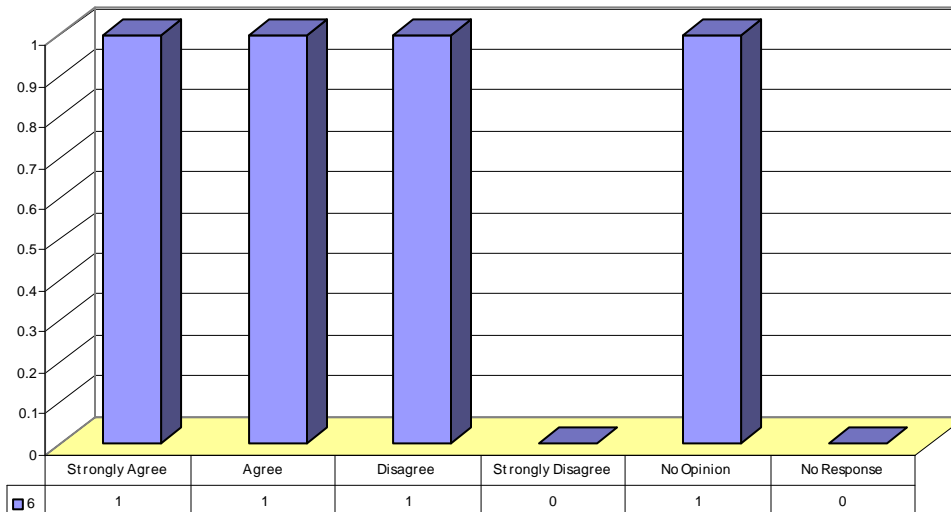


Item 8 Responses: Alcohol use on campus is NOT widespread among students who attend this school.

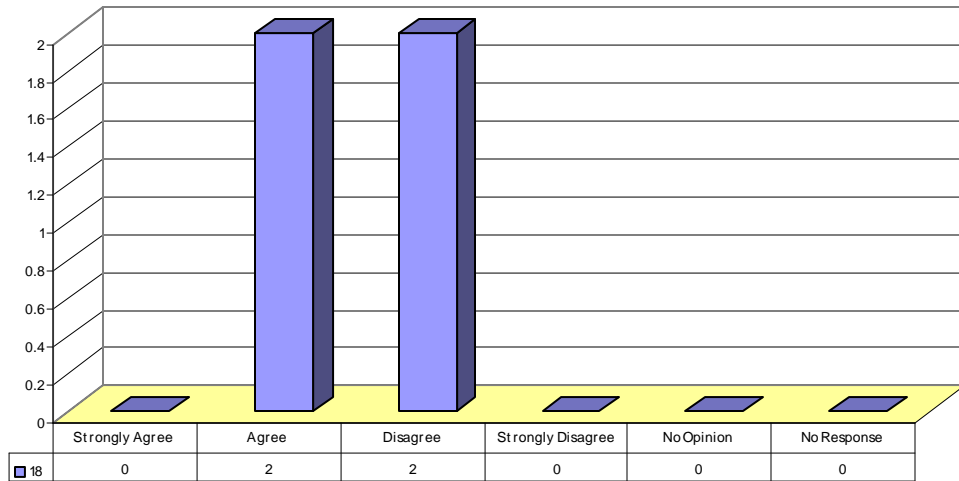


Weaknesses – Staff Survey

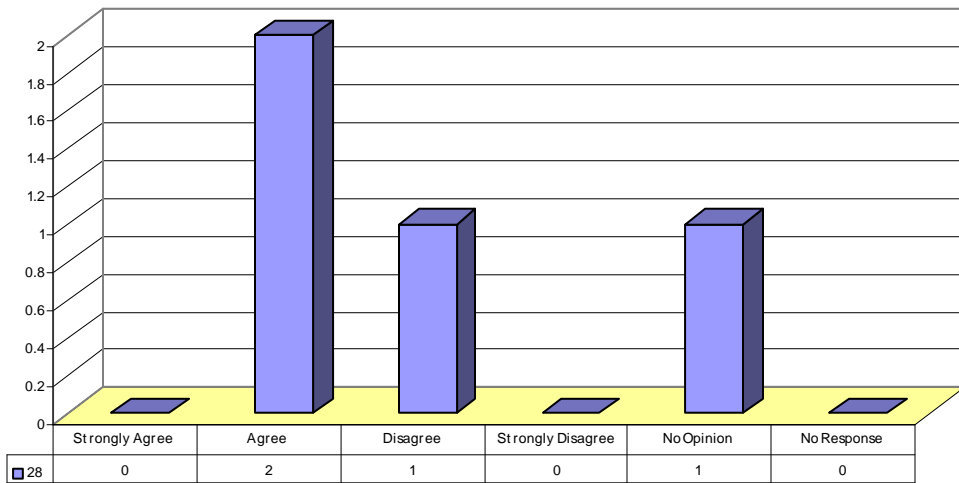
Item 6 Responses: Teachers at this school enjoy teaching.



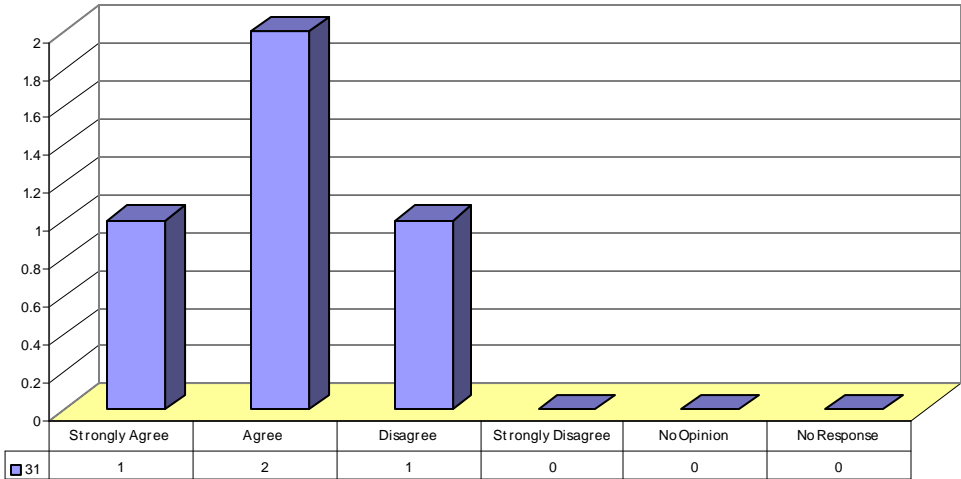
Item 18 Responses: In classes, students spend time using computers or other technology.



Item 28 Responses: Arts Education (Ex. Music, Drama, Art, etc.) is an important part of the curriculum.



Item 31 Responses: Students are provided guidance and information about course selections and graduation requirements.



Item 32 Responses: This school has provided opportunities to prepare students for the SAT, ACT, or PSAT.

