
***Columbus County Schools
District SACS-CASI/School Improvement
Staff Survey -- Individual School Report
December 15, 2006***

62 Respondents

Responses by School

<u>School</u>	<u>Count</u>	<u>Ratio</u>
South Columbus High	62	100.0%
Response Total:	62	100.0%

Responses by Employee Type

<u>Opinion</u>	<u>Count</u>	<u>Ratio</u>
Certified	59	95.2%
Classified	3	4.8%
Response Total:	62	100.0%

Responses by Gender

<u>Opinion</u>	<u>Count</u>	<u>Ratio</u>
Male	21	33.9%
Female	41	66.1%
Response Total:	62	100.0%

Responses by Ethnicity

<u>Opinion</u>	<u>Count</u>	<u>Ratio</u>
American Indian	1	1.6%
Black	8	12.9%
Other	1	1.6%
White	52	83.9%
Response Total:	62	100.0%

Overall grade given this school

<u>Opinion</u>	<u>Count</u>	<u>Ratio</u>
A	48	77.4%
B	13	21.0%
C	1	1.6%
Response Total:	62	100.0%

Overall grade given this school school district

<u>Opinion</u>	<u>Count</u>	<u>Ratio</u>
No Response to this Item	1	
A	20	32.8%
B	26	42.6%
C	11	18.0%
D	4	6.6%
Response Total:	61	98.4%

Expectations and School Climate

01. Students feel safe at this school.

<u>Opinion</u>	<u>Count</u>	<u>Ratio</u>
Strongly Agree	35	56.5%
Agree	26	41.9%
Disagree	1	1.6%
Response Total:	62	100.0%

02. Teachers utilize class time in an effective manner.

<u>Opinion</u>	<u>Count</u>	<u>Ratio</u>
Strongly Agree	37	59.7%
Agree	25	40.3%
Response Total:	62	100.0%

03. Adults treat students with respect in this school.

<u>Opinion</u>	<u>Count</u>	<u>Ratio</u>
Strongly Agree	30	48.4%
Agree	31	50.0%
No Opinion	1	1.6%
Response Total:	62	100.0%

04. The principal knows what is going on in classes.

<u>Opinion</u>	<u>Count</u>	<u>Ratio</u>
Strongly Agree	38	61.3%
Agree	22	35.5%
Disagree	1	1.6%
No Opinion	1	1.6%
Response Total:	62	100.0%

05. All staff members care about what happens to the students.

<u>Opinion</u>	<u>Count</u>	<u>Ratio</u>
Strongly Agree	28	45.2%
Agree	33	53.2%
No Opinion	1	1.6%
Response Total:	62	100.0%

06. Teachers at this school enjoy teaching.

<u>Opinion</u>	<u>Count</u>	<u>Ratio</u>
Strongly Agree	19	30.6%
Agree	41	66.1%
Disagree	1	1.6%
No Opinion	1	1.6%
Response Total:	62	100.0%

07. Bullying is NOT a problem at this school.

<u>Opinion</u>	<u>Count</u>	<u>Ratio</u>
Strongly Agree	12	19.4%
Agree	37	59.7%
Disagree	8	12.9%
No Opinion	5	8.1%
Response Total:	62	100.0%

08. Alcohol use on campus is NOT widespread among students who attend this school.

<u>Opinion</u>	<u>Count</u>	<u>Ratio</u>
Strongly Agree	19	30.6%
Agree	36	58.1%
Disagree	2	3.2%
Strongly Disagree	1	1.6%
No Opinion	4	6.5%
Response Total:	62	100.0%

09. Tobacco use on campus is NOT widespread among students who attend this school.

<u>Opinion</u>	<u>Count</u>	<u>Ratio</u>
Strongly Agree	9	14.5%
Agree	32	51.6%
Disagree	13	21.0%
Strongly Disagree	5	8.1%
No Opinion	3	4.8%
Response Total:	62	100.0%

10. Drug use on campus is NOT a serious problem among students who attend this school.

<u>Opinion</u>	<u>Count</u>	<u>Ratio</u>
Strongly Agree	11	17.7%
Agree	37	59.7%
Disagree	6	9.7%
Strongly Disagree	1	1.6%
No Opinion	7	11.3%
Response Total:	62	100.0%

11. My school allows me to have input on decisions affecting instructional practices and/or programs.

<u>Opinion</u>	<u>Count</u>	<u>Ratio</u>
Strongly Agree	15	25.0%
Agree	28	46.7%
Disagree	10	16.7%
Strongly Disagree	4	6.7%
No Opinion	3	5.0%
No Response to This Item	2	
Response Total:	60	96.8%

12. All students have an equal opportunity to participate in activities (clubs, musical groups, athletics, etc.).

<u>Opinion</u>	<u>Count</u>	<u>Ratio</u>
Strongly Agree	30	48.4%
Agree	30	48.4%
Disagree	2	3.2%
Response Total:	62	100.0%

Discipline

13. Students are well behaved at this school.

<u>Opinion</u>	<u>Count</u>	<u>Ratio</u>
Strongly Agree	26	41.9%
Agree	33	53.2%
Disagree	3	4.8%
Response Total:	62	100.0%

14. Staff members are consistent with enforcing rules and using appropriate measures when rules are broken.

<u>Opinion</u>	<u>Count</u>	<u>Ratio</u>
Strongly Agree	21	33.9%
Agree	38	61.3%
Disagree	3	4.8%
Response Total:	62	100.0%

15. Students are taught strategies on how to avoid fights and arguments in school.

<u>Opinion</u>	<u>Count</u>	<u>Ratio</u>
Strongly Agree	10	16.1%
Agree	26	41.9%
Disagree	14	22.6%
No Opinion	12	19.4%
Response Total:	62	100.0%

16. Rules are fair at this school.

<u>Opinion</u>	<u>Count</u>	<u>Ratio</u>
Strongly Agree	25	40.3%
Agree	35	56.5%
Disagree	2	3.2%
Response Total:	62	100.0%

Effective Instruction

17. Teachers utilize a variety of instructional techniques to meet the needs of students.

<u>Opinion</u>	<u>Count</u>	<u>Ratio</u>
Strongly Agree	27	44.3%
Agree	32	52.5%
Disagree	1	1.6%
No Opinion	1	1.6%
No Response to This Item	1	
Response Total:	61	98.4%

18. In classes, students spend time using computers or other technology.

<u>Opinion</u>	<u>Count</u>	<u>Ratio</u>
Strongly Agree	17	27.4%
Agree	32	51.6%
Disagree	11	17.7%
No Opinion	2	3.2%
Response Total:	62	100.0%

19. In classes, students learn about things interesting to them.

<u>Opinion</u>	<u>Count</u>	<u>Ratio</u>
Strongly Agree	15	24.2%
Agree	40	64.5%
Disagree	4	6.5%
No Opinion	3	4.8%
Response Total:	62	100.0%

20. Homework assignments consist of things that teachers cover in class with students.

<u>Opinion</u>	<u>Count</u>	<u>Ratio</u>
Strongly Agree	22	35.5%
Agree	33	53.2%
Disagree	1	1.6%
No Opinion	6	9.7%
Response Total:	62	100.0%

21. Student work is graded fairly and equitably.

<u>Opinion</u>	<u>Count</u>	<u>Ratio</u>
Strongly Agree	29	46.8%
Agree	28	45.2%
Disagree	1	1.6%
No Opinion	4	6.5%
Response Total:	62	100.0%

22. Students are expected to do good work at this school.

<u>Opinion</u>	<u>Count</u>	<u>Ratio</u>
Strongly Agree	36	59.0%
Agree	24	39.3%
No Opinion	1	1.6%
No Response to This Item	1	
Response Total:	61	98.4%

23. Students are provided challenging class work.

<u>Opinion</u>	<u>Count</u>	<u>Ratio</u>
Strongly Agree	28	45.2%
Agree	33	53.2%
No Opinion	1	1.6%
Response Total:	62	100.0%

24. Students work diligently to make good grades at this school.

<u>Opinion</u>	<u>Count</u>	<u>Ratio</u>
Strongly Agree	9	14.5%
Agree	31	50.0%
Disagree	18	29.0%
Strongly Disagree	1	1.6%
No Opinion	3	4.8%
Response Total:	62	100.0%

25. There are enough materials and supplies at this school.

<u>Opinion</u>	<u>Count</u>	<u>Ratio</u>
Strongly Agree	12	19.4%
Agree	34	54.8%
Disagree	8	12.9%
Strongly Disagree	5	8.1%
No Opinion	3	4.8%
Response Total:	62	100.0%

26. Someone at this school provides students with assistance when they are having trouble with class or homework.

<u>Opinion</u>	<u>Count</u>	<u>Ratio</u>
Strongly Agree	18	29.5%
Agree	41	67.2%
Disagree	1	1.6%
No Opinion	1	1.6%
No Response to This Item	1	
Response Total:	61	98.4%

27. Tests measure what teachers have taught in their class.

<u>Opinion</u>	<u>Count</u>	<u>Ratio</u>
Strongly Agree	21	33.9%
Agree	37	59.7%
Disagree	2	3.2%
No Opinion	2	3.2%
Response Total:	62	100.0%

28. Arts Education (Ex. Music, Drama, Art, etc.) is an important part of the curriculum.

<u>Opinion</u>	<u>Count</u>	<u>Ratio</u>
Strongly Agree	19	30.6%
Agree	39	62.9%
Disagree	3	4.8%
No Opinion	1	1.6%
Response Total:	62	100.0%

29. Foreign Language should be part of the curriculum for grades K-12.

<u>Opinion</u>	<u>Count</u>	<u>Ratio</u>
Strongly Agree	26	41.9%
Agree	28	45.2%
Disagree	4	6.5%
Strongly Disagree	2	3.2%
No Opinion	2	3.2%
Response Total:	62	100.0%

30. Graduation requirements have been distributed and explained to students, parents, and staff members.

<u>Opinion</u>	<u>Count</u>	<u>Ratio</u>
Strongly Agree	39	63.9%
Agree	22	36.1%
No Response to This Item	1	
Response Total:	61	98.4%

31. Students are provided guidance and information about course selections and graduation requirements.

<u>Opinion</u>	<u>Count</u>	<u>Ratio</u>
Strongly Agree	28	46.7%
Agree	32	53.3%
No Response to This Item	2	
Response Total:	60	96.8%

32. This school has provided opportunities to prepare students for the SAT, ACT, or PSAT.

<u>Opinion</u>	<u>Count</u>	<u>Ratio</u>
Strongly Agree	33	54.1%
Agree	24	39.3%
Disagree	2	3.3%
No Opinion	2	3.3%
No Response to This Item	1	
Response Total:	61	98.4%

Communication and Parent/Guardian Involvement

33. Parents/guardians volunteer to help in school.

<u>Opinion</u>	<u>Count</u>	<u>Ratio</u>
Strongly Agree	7	11.3%
Agree	33	53.2%
Disagree	14	22.6%
Strongly Disagree	1	1.6%
No Opinion	7	11.3%
Response Total:	62	100.0%

34. This school lets parents/guardians know how their child(ren) are doing on a regular basis.

<u>Opinion</u>	<u>Count</u>	<u>Ratio</u>
Strongly Agree	39	62.9%
Agree	22	35.5%
No Opinion	1	1.6%
Response Total:	62	100.0%

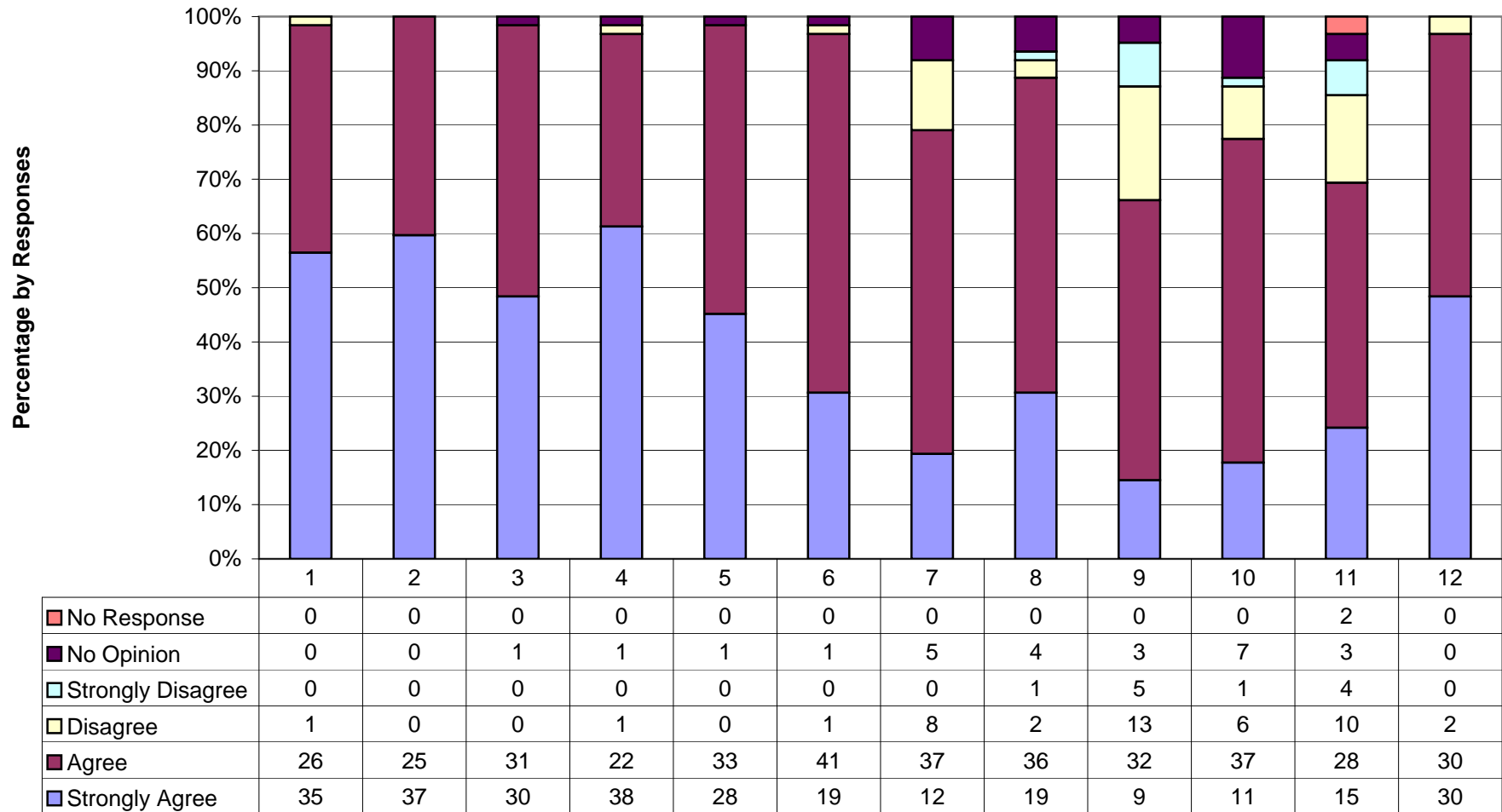
35. Parents/guardians like to visit this school.

<u>Opinion</u>	<u>Count</u>	<u>Ratio</u>
Strongly Agree	12	19.4%
Agree	26	41.9%
Disagree	9	14.5%
No Opinion	15	24.2%
Response Total:	62	100.0%

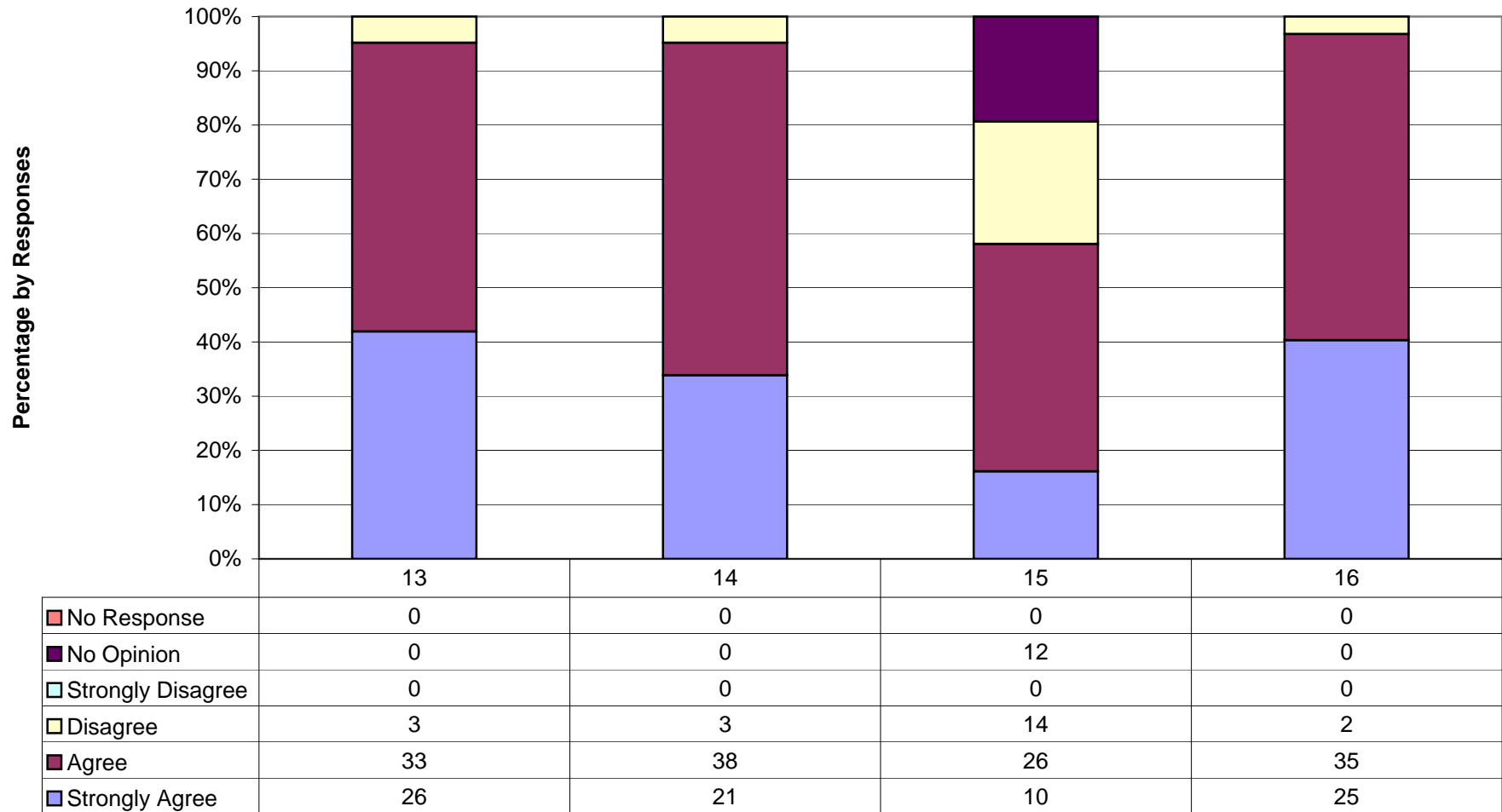
36. Parents/guardians are provided timely information of school events as well as other activities related to this school.

<u>Opinion</u>	<u>Count</u>	<u>Ratio</u>
Strongly Agree	27	43.5%
Agree	32	51.6%
Disagree	1	1.6%
No Opinion	2	3.2%
Response Total:	62	100.0%

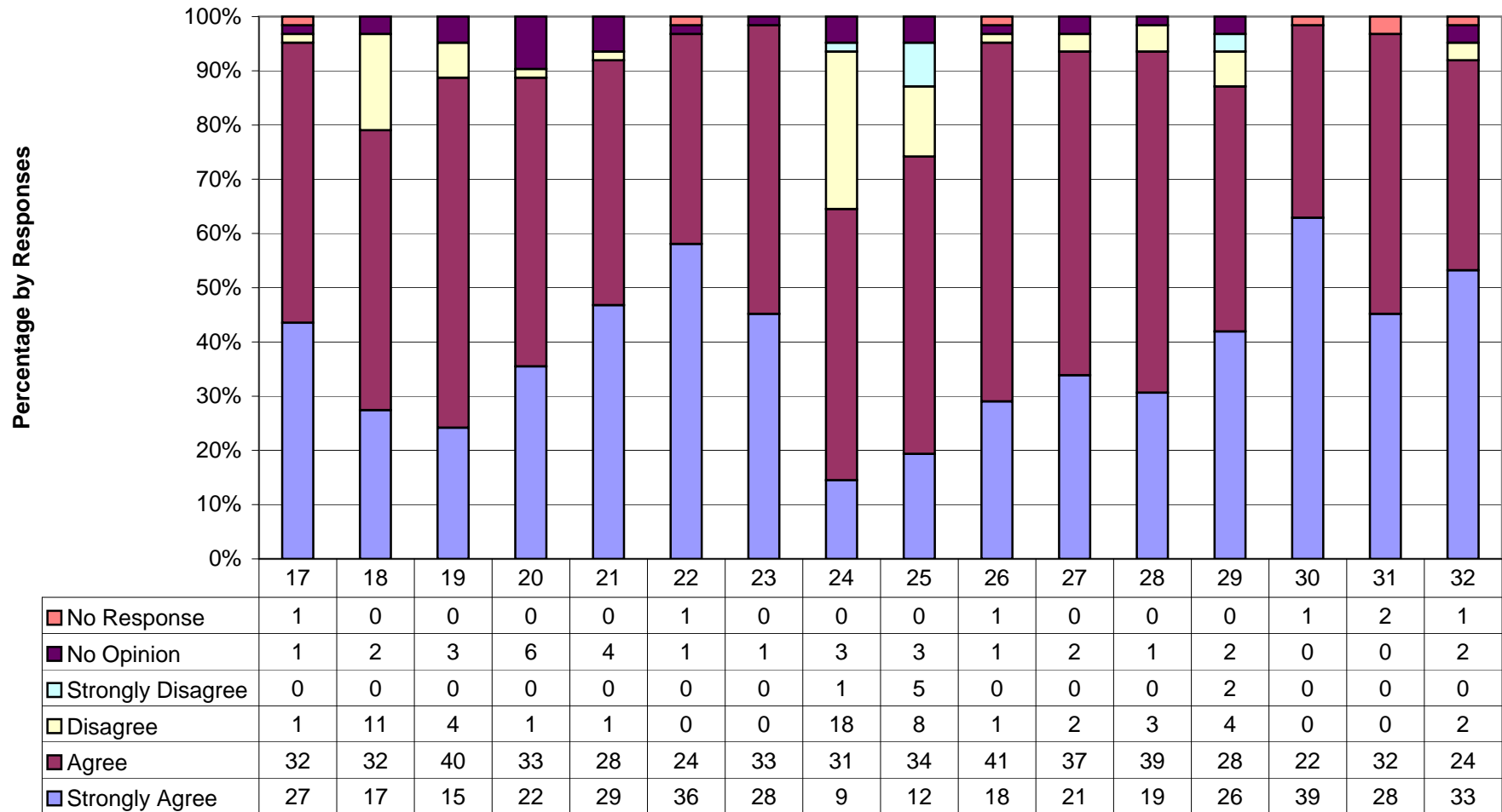
**South Columbus High School: SACS-CASI/School Improvement
Staff Survey Results
Expectations and School Climate
December 15, 2006**



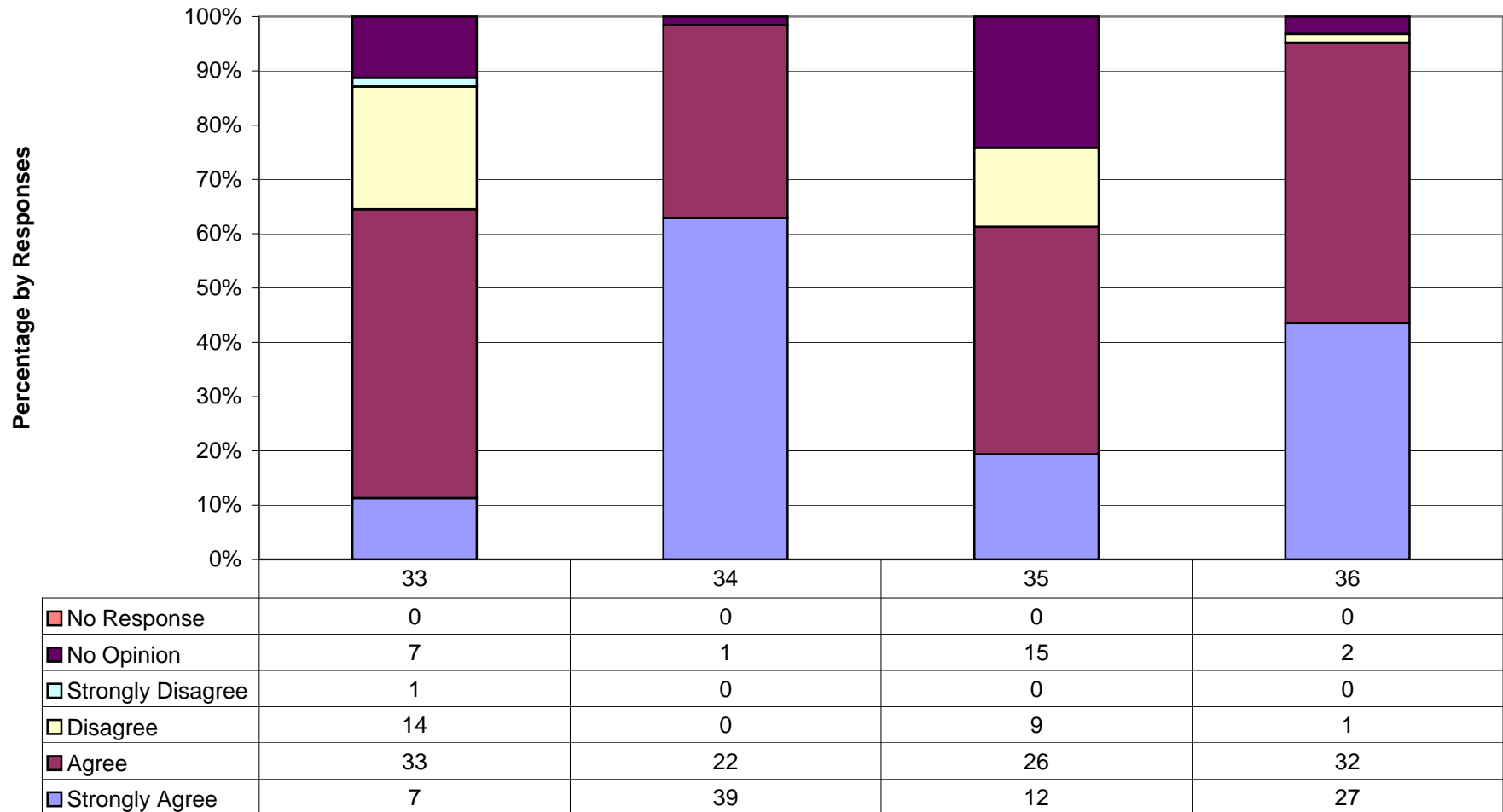
**South Columbus High School: SACS-CASI/School Improvement
Staff Survey Results
Discipline
December 15, 2006**



**South Columbus High School: SACS-CASI/School Improvement
Staff Survey Results
Effective Instruction
December 15, 2006**

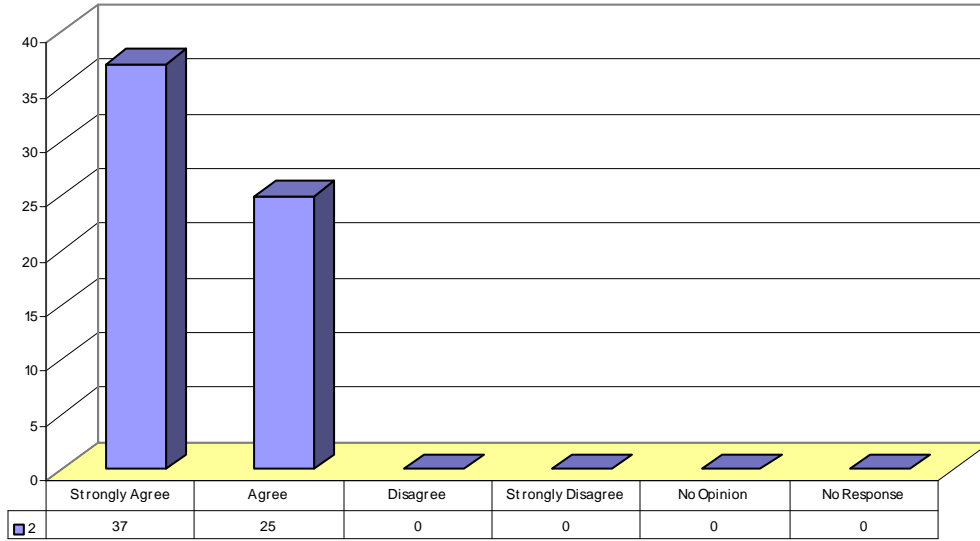


**South Columbus High School: SACS-CASI/School Improvement
Staff Survey Results
Communication and Parent/Guardian Involvement
December 15, 2006**

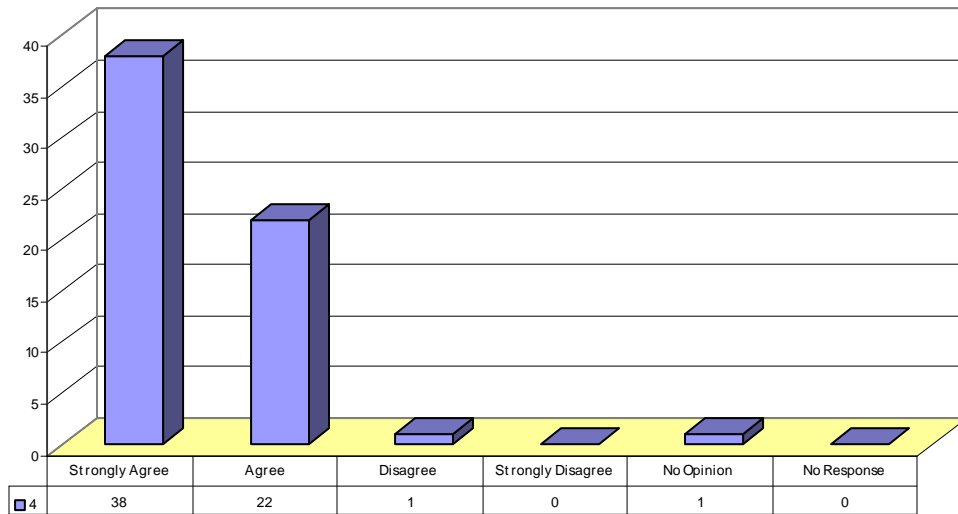


Strengths – Staff Survey

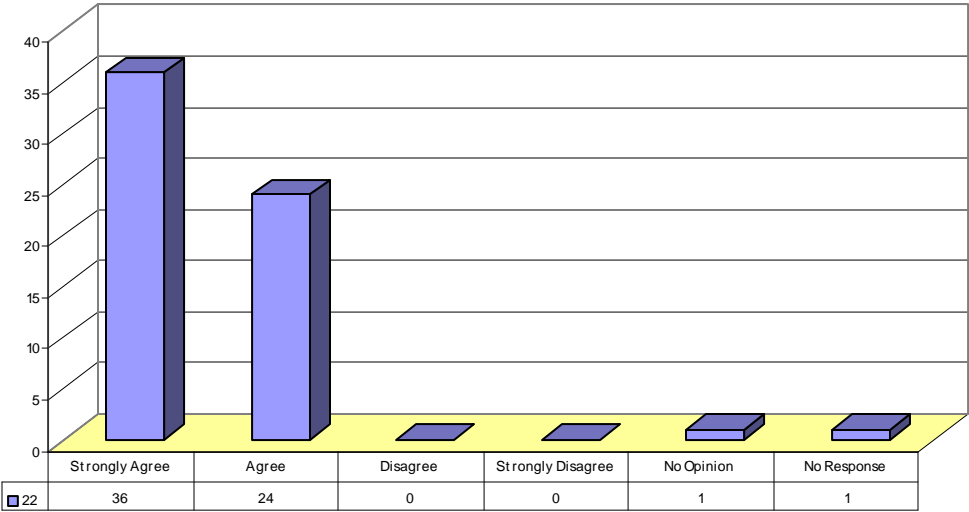
Item 2 Responses: Teachers Utilize Classtime in an Effective Manner



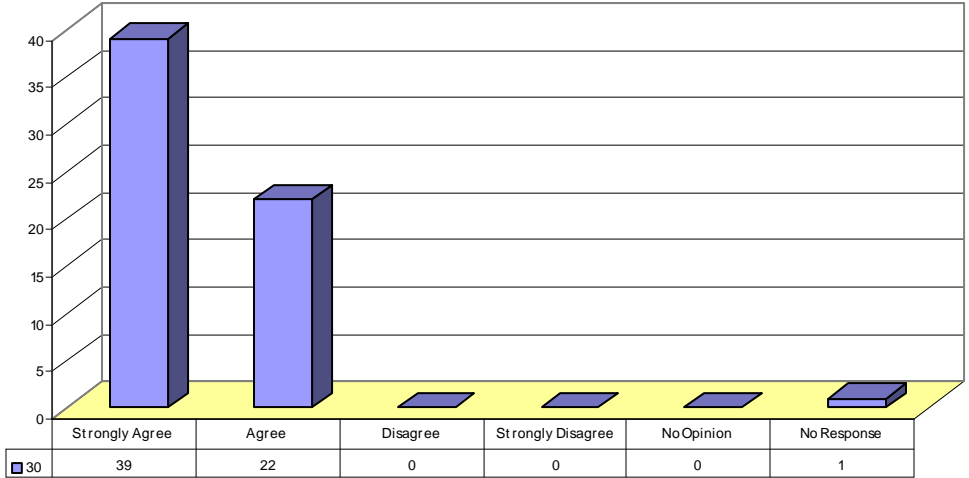
Item 4 Responses: The principal knows what is going on in classes.



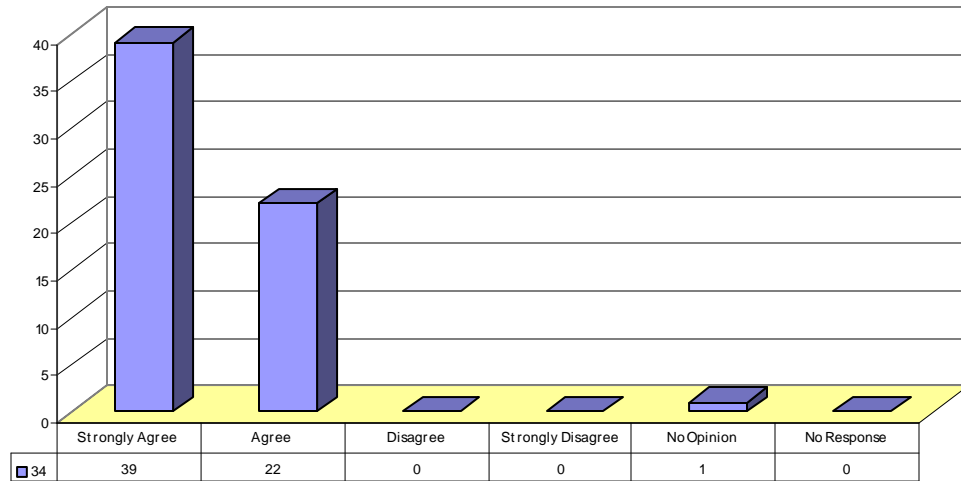
Item 22 Responses: Students are expected to do good work at this school.



Item 30 Responses: Graduation requirements have been distributed and explained to students, parents, and staff members.

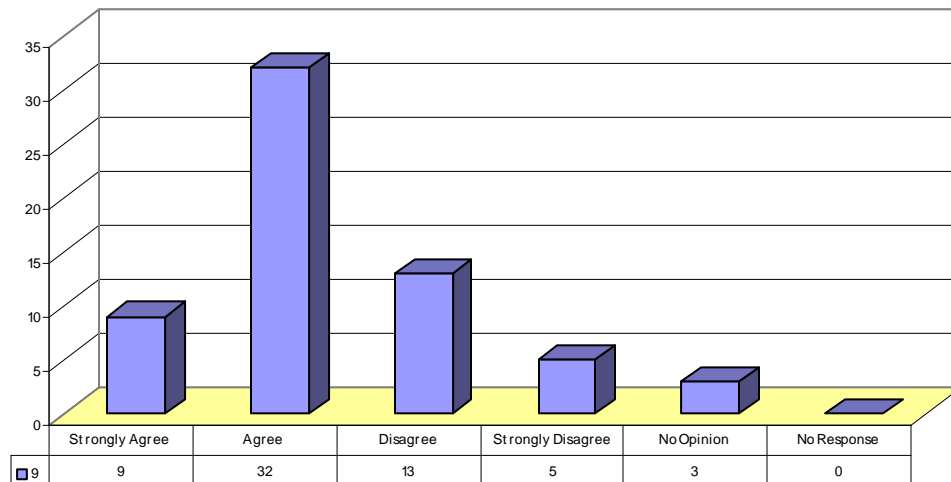


Item 34 Responses: This school lets parents/guardians know how their child(ren) are doing on a regular basis.

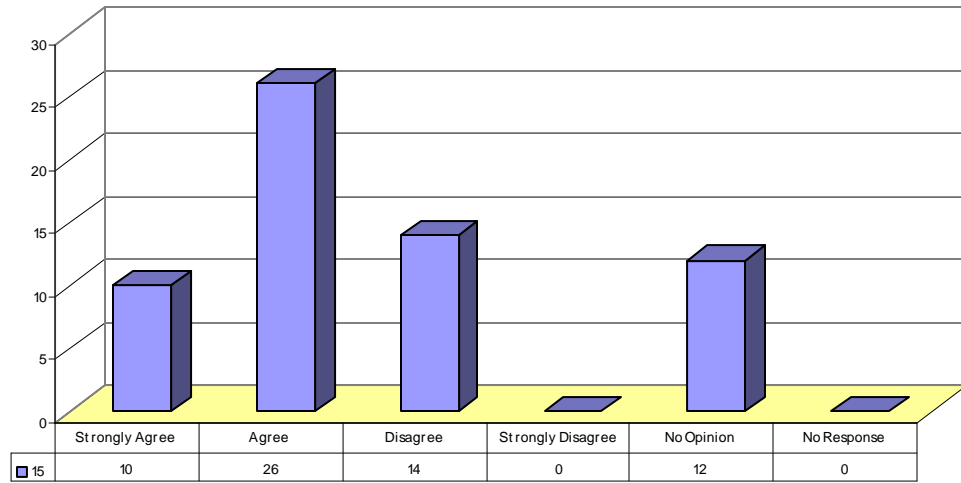


Weaknesses – Staff Survey

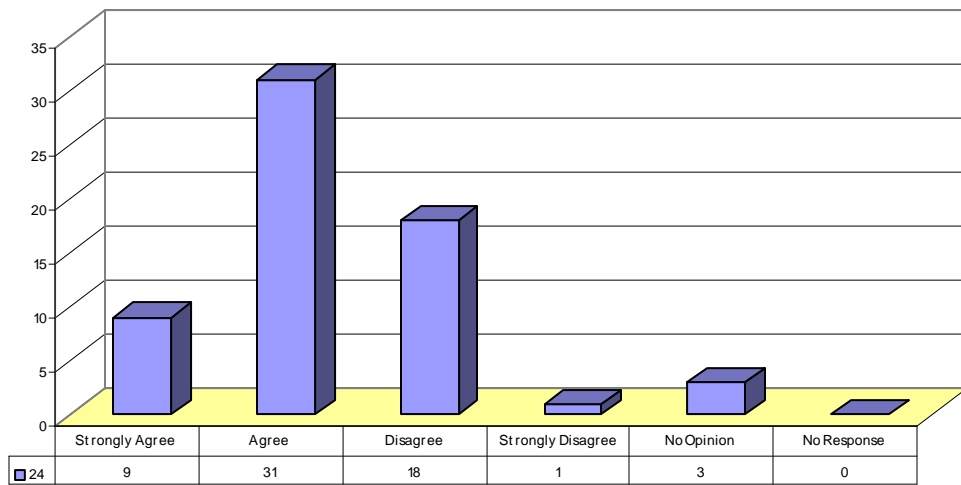
Item 9 Responses: Tobacco use on campus is NOT widespread among students who attend this school.



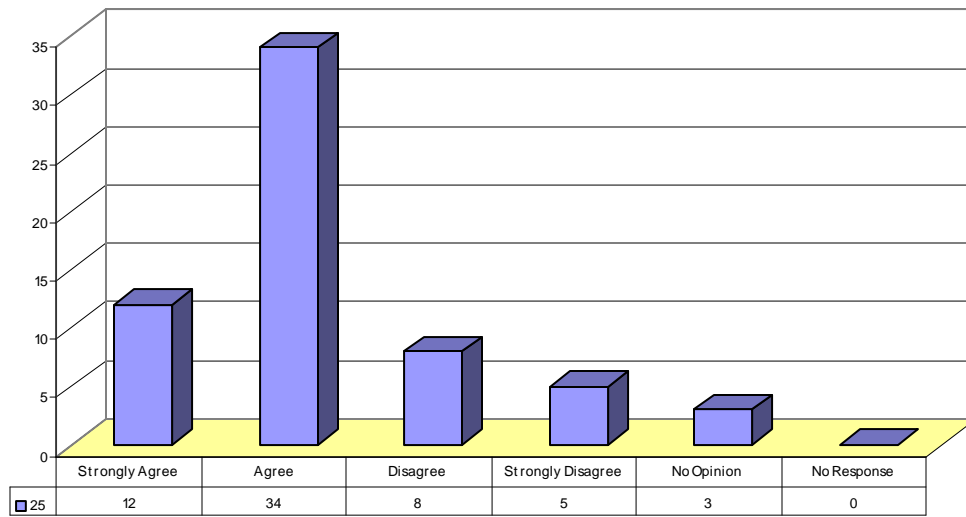
Item 15 Responses: Students are taught strategies on how to avoid fights and arguments in school.



Item 24 Responses: Students work diligently to make good grades at this school.



Item 25 Responses: There are enough materials and supplies at this school.



Item 33 Responses: Parents/guardians volunteer to help in school.

