
***Columbus County Schools
District SACS-CASI/School Improvement
Staff Survey -- Individual School Report
December 15, 2006***

47 Respondents

Responses by School

<u>School</u>	<u>Count</u>	<u>Ratio</u>
Old Dock Elementary	47	100.0%
Response Total:	47	100.0%

Responses by Employee Type

<u>Opinion</u>	<u>Count</u>	<u>Ratio</u>
Certified	29	61.7%
Classified	18	38.3%
Response Total:	47	100.0%

Responses by Gender

<u>Opinion</u>	<u>Count</u>	<u>Ratio</u>
Male	6	12.8%
Female	41	87.2%
Response Total:	47	100.0%

Responses by Ethnicity

<u>Opinion</u>	<u>Count</u>	<u>Ratio</u>
American Indian	1	2.1%
Black	1	2.1%
Hispanic	2	4.3%
Multi-racial	1	2.1%
Other	2	4.3%
White	40	85.1%
Response Total:	47	100.0%

Overall grade given this school

<u>Opinion</u>	<u>Count</u>	<u>Ratio</u>
No Response to this Item	1	
A	34	73.9%
B	9	19.6%
C	3	6.5%
Response Total:	46	97.9%

Overall grade given this school school district

<u>Opinion</u>	<u>Count</u>	<u>Ratio</u>
A	18	38.3%
B	22	46.8%
C	7	14.9%
Response Total:	47	100.0%

Expectations and School Climate

01. Students feel safe at this school.

<u>Opinion</u>	<u>Count</u>	<u>Ratio</u>
Strongly Agree	22	46.8%
Agree	25	53.2%
Response Total:	47	100.0%

02. Teachers utilize class time in an effective manner.

<u>Opinion</u>	<u>Count</u>	<u>Ratio</u>
Strongly Agree	16	34.0%
Agree	29	61.7%
Disagree	2	4.3%
Response Total:	47	100.0%

03. Adults treat students with respect in this school.

<u>Opinion</u>	<u>Count</u>	<u>Ratio</u>
Strongly Agree	21	44.7%
Agree	26	55.3%
Response Total:	47	100.0%

04. The principal knows what is going on in classes.

<u>Opinion</u>	<u>Count</u>	<u>Ratio</u>
Strongly Agree	12	25.5%
Agree	30	63.8%
Disagree	3	6.4%
Strongly Disagree	2	4.3%
Response Total:	47	100.0%

05. All staff members care about what happens to the students.

<u>Opinion</u>	<u>Count</u>	<u>Ratio</u>
Strongly Agree	13	29.5%
Agree	30	68.2%
Disagree	1	2.3%
No Response to This Item	3	
Response Total:	44	93.6%

06. Teachers at this school enjoy teaching.

<u>Opinion</u>	<u>Count</u>	<u>Ratio</u>
Strongly Agree	11	23.9%
Agree	33	71.7%
Disagree	1	2.2%
No Opinion	1	2.2%
No Response to This Item	1	
Response Total:	46	97.9%

07. Bullying is NOT a problem at this school.

<u>Opinion</u>	<u>Count</u>	<u>Ratio</u>
Strongly Agree	5	10.9%
Agree	35	76.1%
Disagree	4	8.7%
No Opinion	2	4.3%
No Response to This Item	1	
Response Total:	46	97.9%

08. Alcohol use on campus is NOT widespread among students who attend this school.

<u>Opinion</u>	<u>Count</u>	<u>Ratio</u>
Strongly Agree	28	59.6%
Agree	19	40.4%
Response Total:	47	100.0%

09. Tobacco use on campus is NOT widespread among students who attend this school.

<u>Opinion</u>	<u>Count</u>	<u>Ratio</u>
Strongly Agree	26	55.3%
Agree	20	42.6%
Disagree	1	2.1%
Response Total:	47	100.0%

10. Drug use on campus is NOT a serious problem among students who attend this school.

<u>Opinion</u>	<u>Count</u>	<u>Ratio</u>
Strongly Agree	27	57.4%
Agree	20	42.6%
Response Total:	47	100.0%

11. My school allows me to have input on decisions affecting instructional practices and/or programs.

<u>Opinion</u>	<u>Count</u>	<u>Ratio</u>
Strongly Agree	9	19.1%
Agree	27	57.4%
Disagree	6	12.8%
Strongly Disagree	1	2.1%
No Opinion	4	8.5%
Response Total:	47	100.0%

12. All students have an equal opportunity to participate in activities (clubs, musical groups, athletics, etc.).

<u>Opinion</u>	<u>Count</u>	<u>Ratio</u>
Strongly Agree	14	29.8%
Agree	30	63.8%
Disagree	1	2.1%
No Opinion	2	4.3%
Response Total:	47	100.0%

Discipline

13. Students are well behaved at this school.

<u>Opinion</u>	<u>Count</u>	<u>Ratio</u>
Strongly Agree	9	19.1%
Agree	37	78.7%
No Opinion	1	2.1%
Response Total:	47	100.0%

14. Staff members are consistent with enforcing rules and using appropriate measures when rules are broken.

<u>Opinion</u>	<u>Count</u>	<u>Ratio</u>
Strongly Agree	13	27.7%
Agree	31	66.0%
Disagree	2	4.3%
No Opinion	1	2.1%
Response Total:	47	100.0%

15. Students are taught strategies on how to avoid fights and arguments in school.

<u>Opinion</u>	<u>Count</u>	<u>Ratio</u>
Strongly Agree	7	14.9%
Agree	33	70.2%
Disagree	2	4.3%
No Opinion	5	10.6%
Response Total:	47	100.0%

16. Rules are fair at this school.

<u>Opinion</u>	<u>Count</u>	<u>Ratio</u>
Strongly Agree	11	23.4%
Agree	34	72.3%
No Opinion	2	4.3%
Response Total:	47	100.0%

Effective Instruction

17. Teachers utilize a variety of instructional techniques to meet the needs of students.

<u>Opinion</u>	<u>Count</u>	<u>Ratio</u>
Strongly Agree	13	27.7%
Agree	31	66.0%
Disagree	1	2.1%
No Opinion	2	4.3%
Response Total:	47	100.0%

18. In classes, students spend time using computers or other technology.

<u>Opinion</u>	<u>Count</u>	<u>Ratio</u>
Strongly Agree	8	17.0%
Agree	33	70.2%
Disagree	4	8.5%
No Opinion	2	4.3%
Response Total:	47	100.0%

19. In classes, students learn about things interesting to them.

<u>Opinion</u>	<u>Count</u>	<u>Ratio</u>
Strongly Agree	7	14.9%
Agree	29	61.7%
Disagree	4	8.5%
No Opinion	7	14.9%
Response Total:	47	100.0%

20. Homework assignments consist of things that teachers cover in class with students.

<u>Opinion</u>	<u>Count</u>	<u>Ratio</u>
Strongly Agree	13	27.7%
Agree	29	61.7%
No Opinion	5	10.6%
Response Total:	47	100.0%

21. Student work is graded fairly and equitably.

<u>Opinion</u>	<u>Count</u>	<u>Ratio</u>
Strongly Agree	14	29.8%
Agree	27	57.4%
Disagree	1	2.1%
No Opinion	5	10.6%
Response Total:	47	100.0%

22. Students are expected to do good work at this school.

<u>Opinion</u>	<u>Count</u>	<u>Ratio</u>
Strongly Agree	19	42.2%
Agree	26	57.8%
No Response to This Item	2	
Response Total:	45	95.7%

23. Students are provided challenging class work.

<u>Opinion</u>	<u>Count</u>	<u>Ratio</u>
Strongly Agree	10	21.3%
Agree	33	70.2%
Disagree	1	2.1%
No Opinion	3	6.4%
Response Total:	47	100.0%

24. Students work diligently to make good grades at this school.

<u>Opinion</u>	<u>Count</u>	<u>Ratio</u>
Strongly Agree	5	10.9%
Agree	33	71.7%
Disagree	5	10.9%
No Opinion	3	6.5%
No Response to This Item	1	
Response Total:	46	97.9%

25. There are enough materials and supplies at this school.

<u>Opinion</u>	<u>Count</u>	<u>Ratio</u>
Strongly Agree	4	8.7%
Agree	25	54.3%
Disagree	14	30.4%
Strongly Disagree	3	6.5%
No Response to This Item	1	
Response Total:	46	97.9%

26. Someone at this school provides students with assistance when they are having trouble with class or homework.

<u>Opinion</u>	<u>Count</u>	<u>Ratio</u>
Strongly Agree	7	14.9%
Agree	33	70.2%
Disagree	5	10.6%
No Opinion	2	4.3%
Response Total:	47	100.0%

27. Tests measure what teachers have taught in their class.

<u>Opinion</u>	<u>Count</u>	<u>Ratio</u>
Strongly Agree	11	23.4%
Agree	30	63.8%
Strongly Disagree	1	2.1%
No Opinion	5	10.6%
Response Total:	47	100.0%

28. Arts Education (Ex. Music, Drama, Art, etc.) is an important part of the curriculum.

<u>Opinion</u>	<u>Count</u>	<u>Ratio</u>
Strongly Agree	18	38.3%
Agree	23	48.9%
Disagree	5	10.6%
No Opinion	1	2.1%
Response Total:	47	100.0%

29. Foreign Language should be part of the curriculum for grades K-12.

<u>Opinion</u>	<u>Count</u>	<u>Ratio</u>
Strongly Agree	18	39.1%
Agree	12	26.1%
Disagree	5	10.9%
Strongly Disagree	6	13.0%
No Opinion	5	10.9%
No Response to This Item	1	
Response Total:	46	97.9%

30. Graduation requirements have been distributed and explained to students, parents, and staff members.

<u>Opinion</u>	<u>Count</u>	<u>Ratio</u>
Strongly Agree	4	8.7%
Agree	27	58.7%
Disagree	2	4.3%
No Opinion	13	28.3%
No Response to This Item	1	
Response Total:	46	97.9%

31. Students are provided guidance and information about course selections and graduation requirements.

<u>Opinion</u>	<u>Count</u>	<u>Ratio</u>
Strongly Agree	5	11.1%
Agree	22	48.9%
Disagree	2	4.4%
Strongly Disagree	1	2.2%
No Opinion	15	33.3%
No Response to This Item	2	
Response Total:	45	95.7%

32. This school has provided opportunities to prepare students for the SAT, ACT, or PSAT.

<u>Opinion</u>	<u>Count</u>	<u>Ratio</u>
Strongly Agree	5	10.6%
Agree	14	29.8%
Disagree	4	8.5%
No Opinion	24	51.1%
Response Total:	47	100.0%

Communication and Parent/Guardian Involvement

33. Parents/guardians volunteer to help in school.

<u>Opinion</u>	<u>Count</u>	<u>Ratio</u>
Strongly Agree	19	40.4%
Agree	27	57.4%
Disagree	1	2.1%
Response Total:	47	100.0%

34. This school lets parents/guardians know how their child(ren) are doing on a regular basis.

<u>Opinion</u>	<u>Count</u>	<u>Ratio</u>
Strongly Agree	15	31.9%
Agree	31	66.0%
No Opinion	1	2.1%
Response Total:	47	100.0%

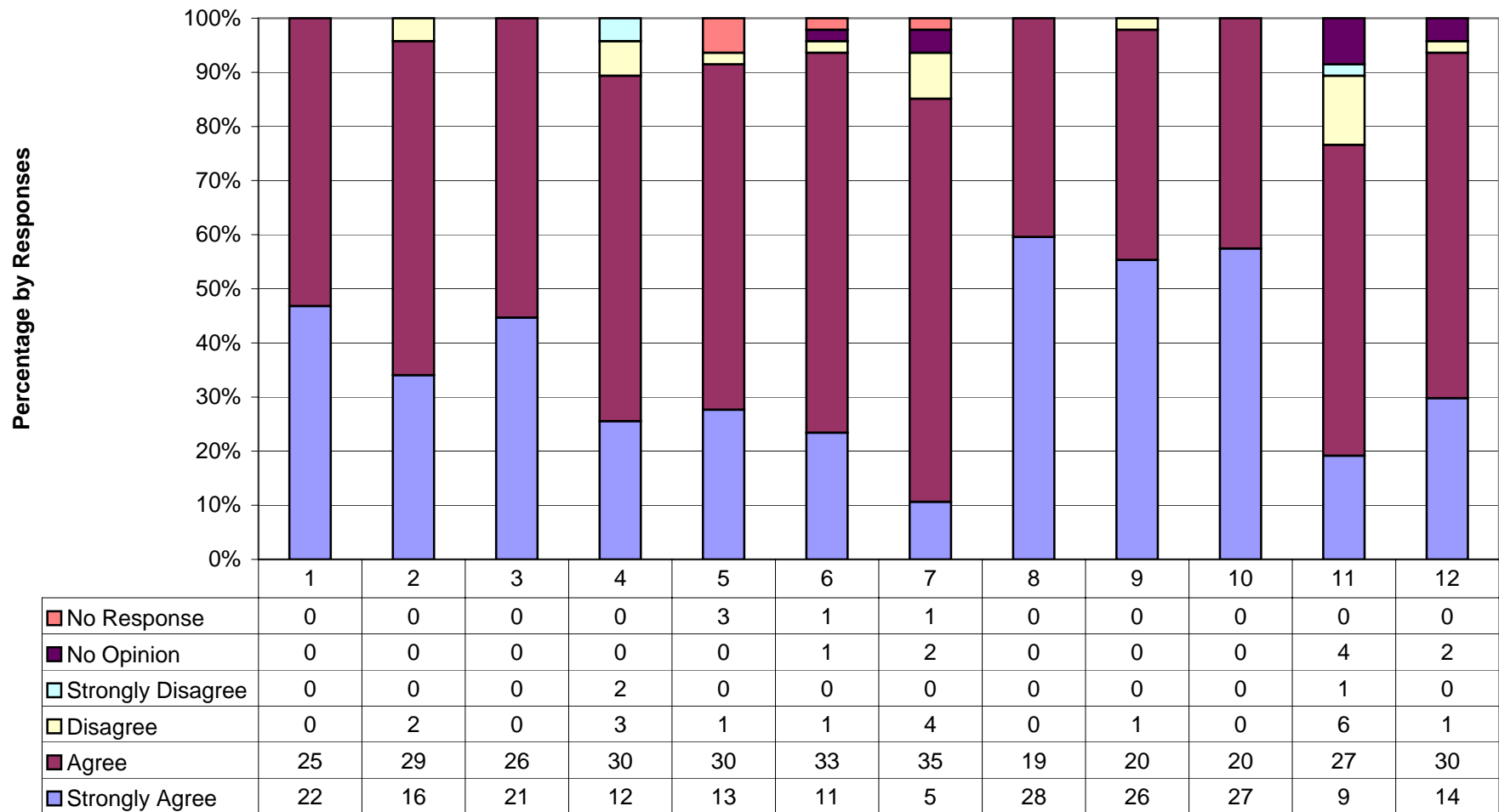
35. Parents/guardians like to visit this school.

<u>Opinion</u>	<u>Count</u>	<u>Ratio</u>
Strongly Agree	17	37.0%
Agree	27	58.7%
Disagree	1	2.2%
No Opinion	1	2.2%
No Response to This Item	1	
Response Total:	46	97.9%

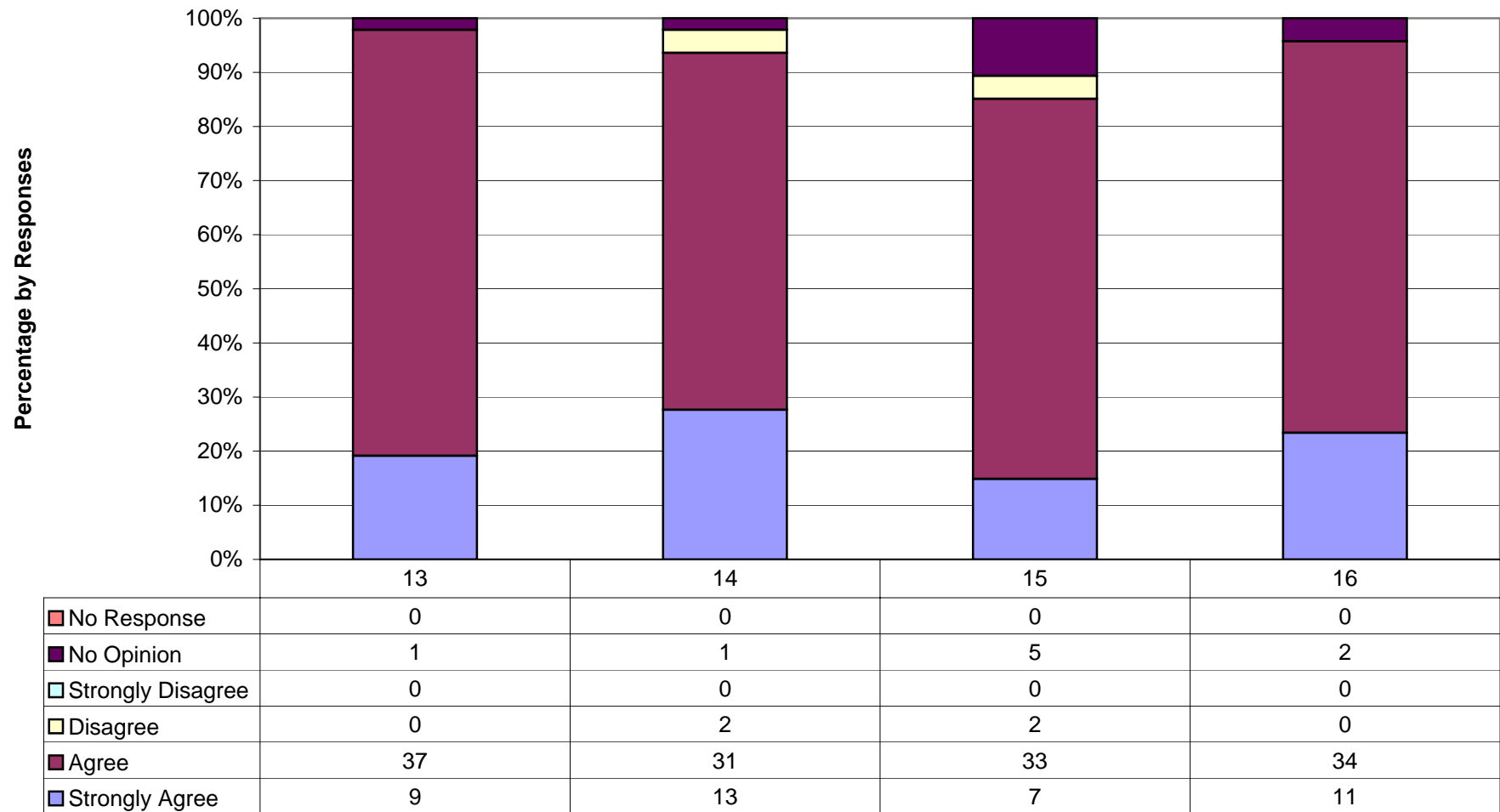
36. Parents/guardians are provided timely information of school events as well as other activities related to this school.

<u>Opinion</u>	<u>Count</u>	<u>Ratio</u>
Strongly Agree	18	39.1%
Agree	28	60.9%
No Response to This Item	1	
Response Total:	46	97.9%

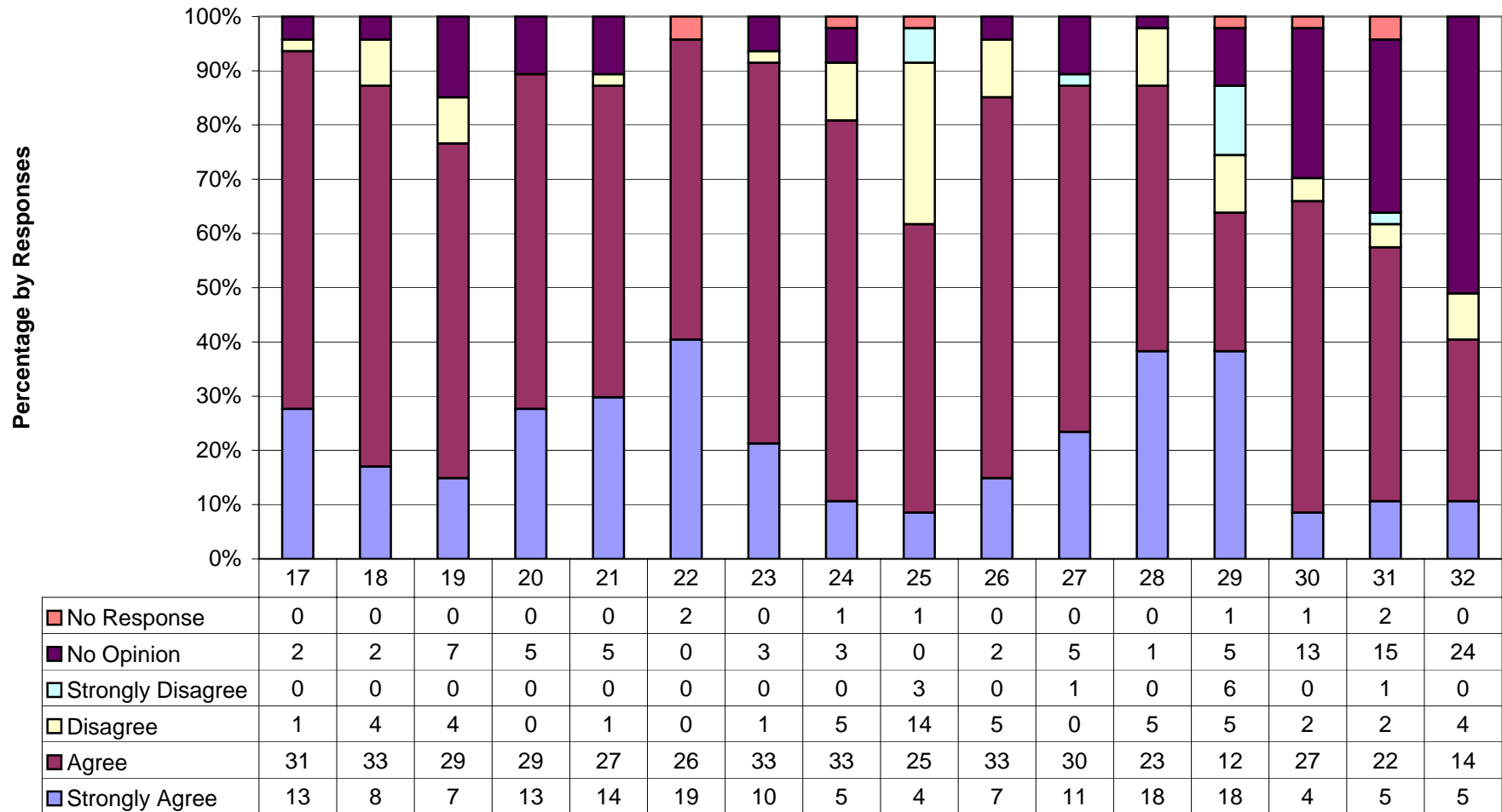
**Old Dock Elementary School: SACS-CASI/School Improvement
Staff Survey Results
Expectations and School Climate
December 15, 2006**



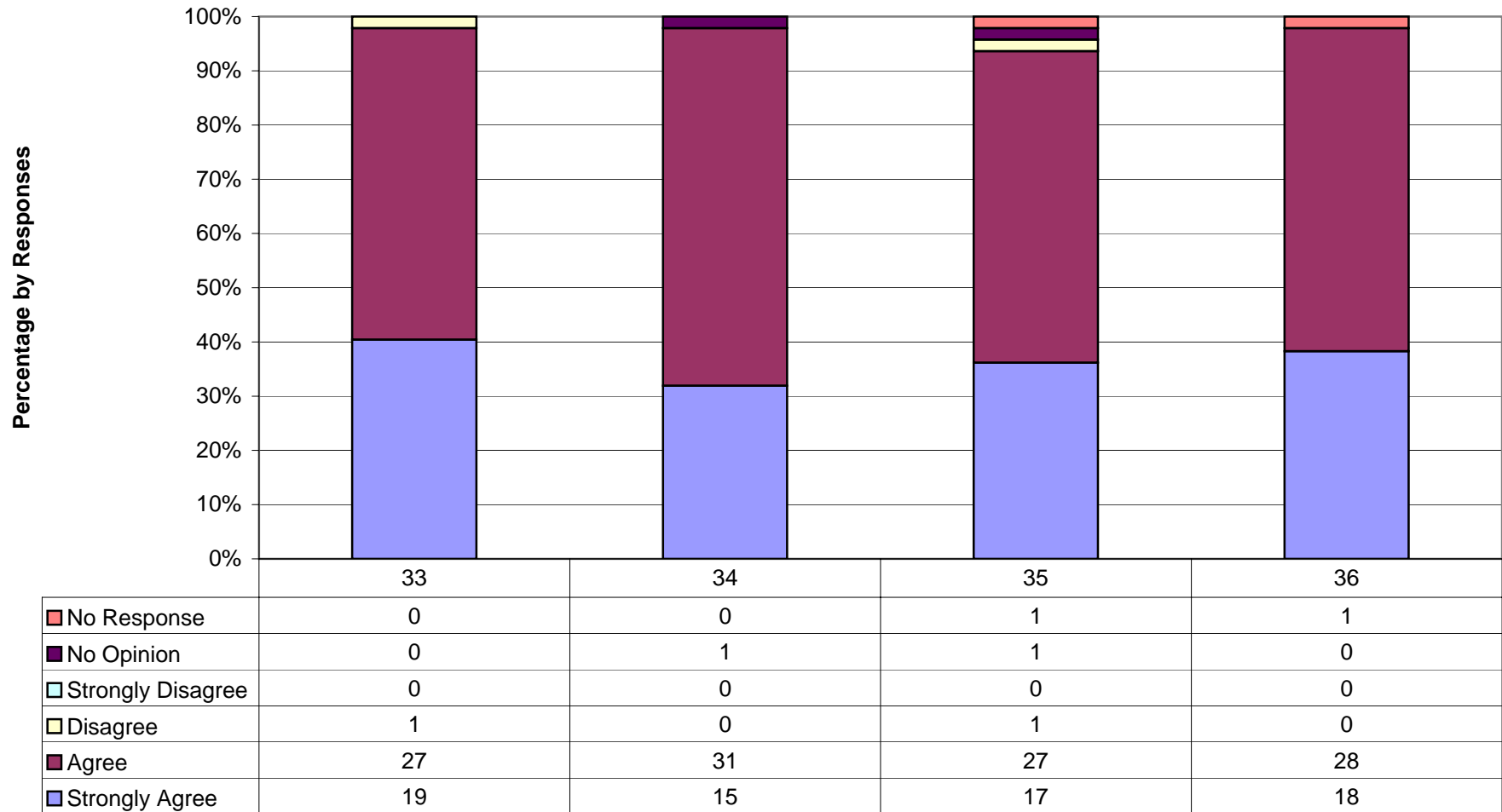
**Old Dock Elementary School: SACS-CASI/School Improvement
Staff Survey Results
Discipline
December 15, 2006**



**Old Dock Elementary School: SACS-CASI/School Improvement
Staff Survey Results
Effective Instruction
December 15, 2006**

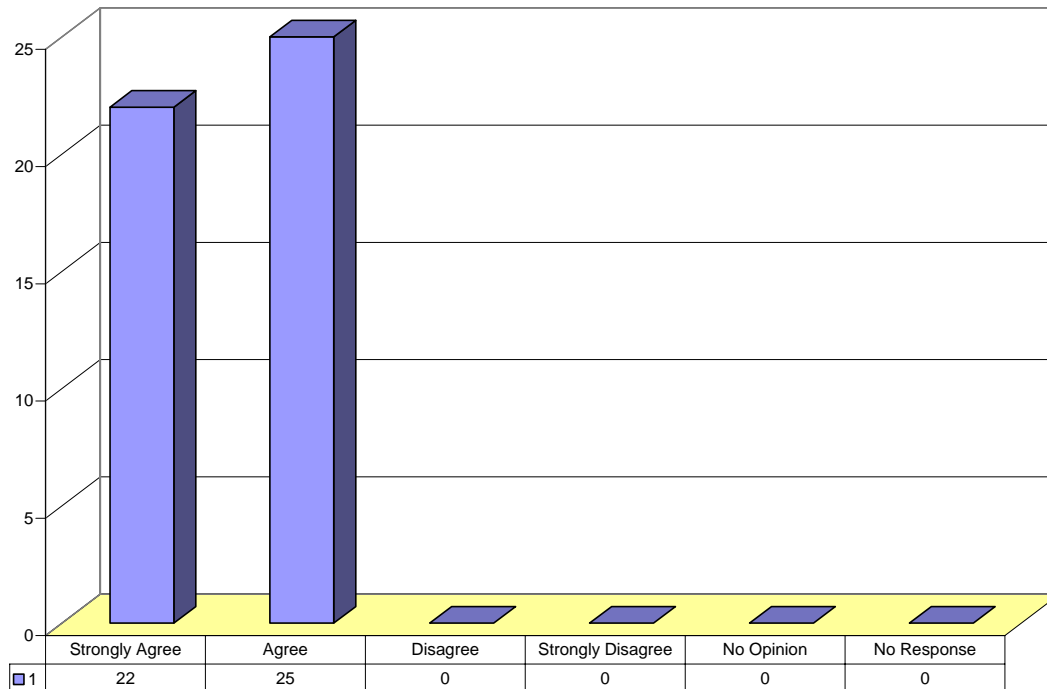


**Old Dock Elementary School: SACS-CASI/School Improvement
Staff Survey Results
Communication and Parent/Guardian Involvement
December 15, 2006**

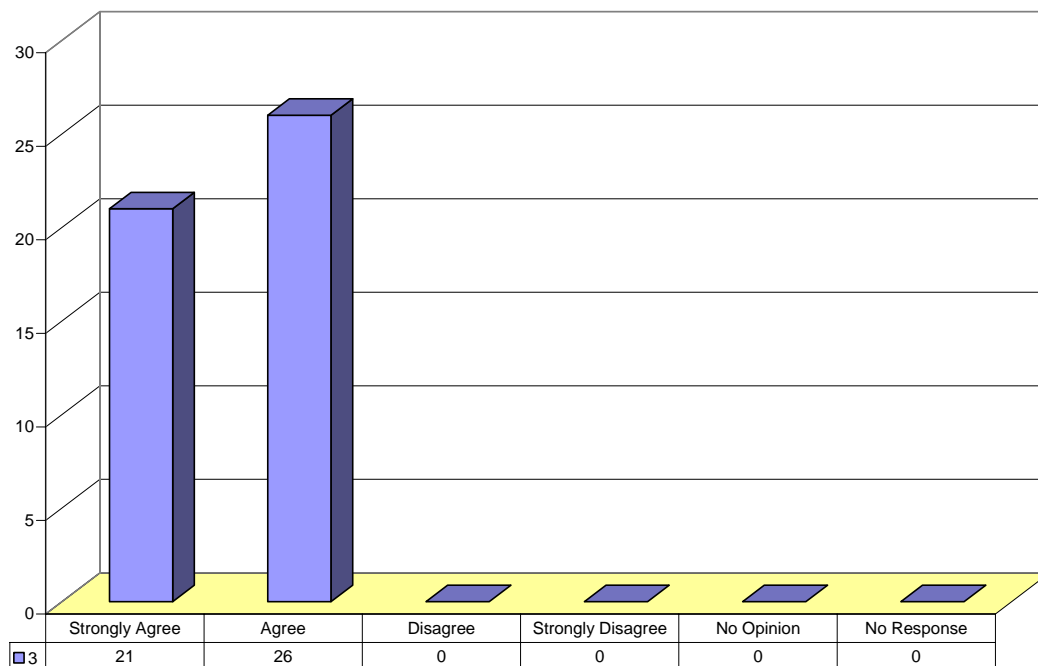


Strengths – Staff Survey

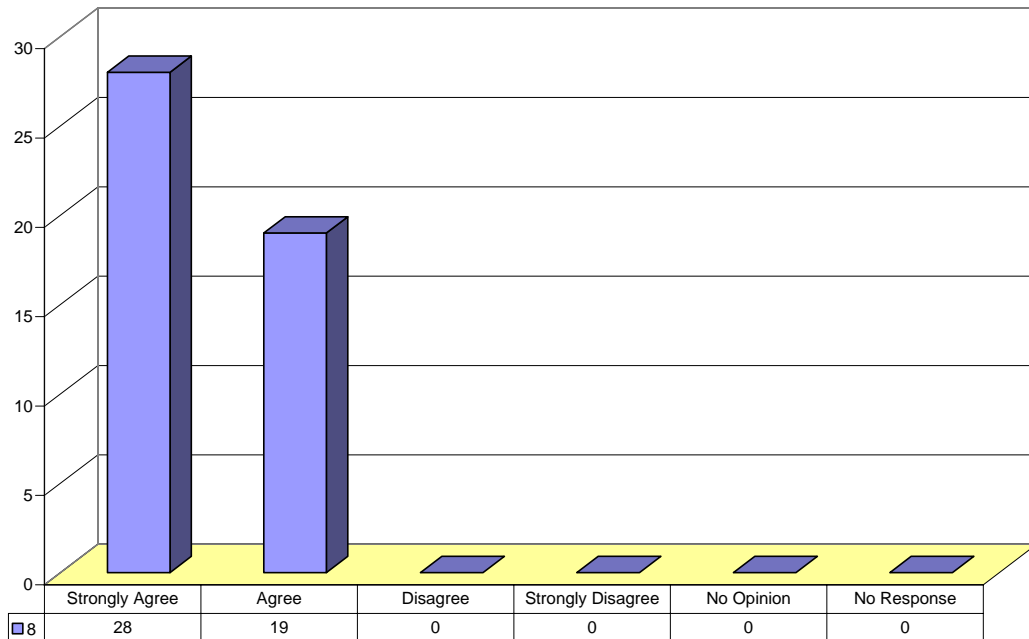
Item 1 Responses: Students Feel Safe at this School



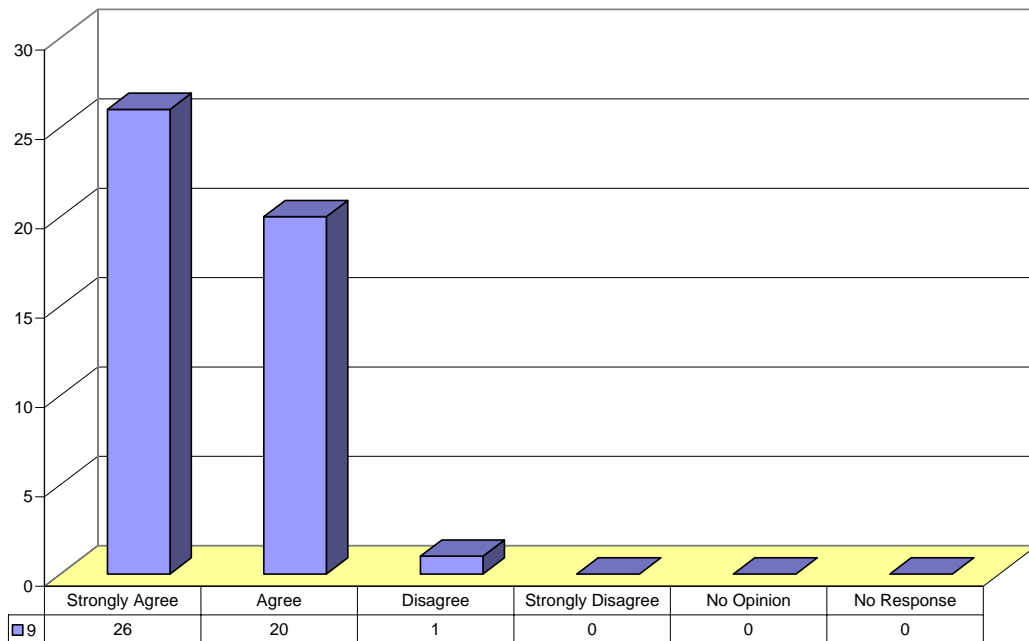
Item 3 Responses: Adults treat students with respect in this school.



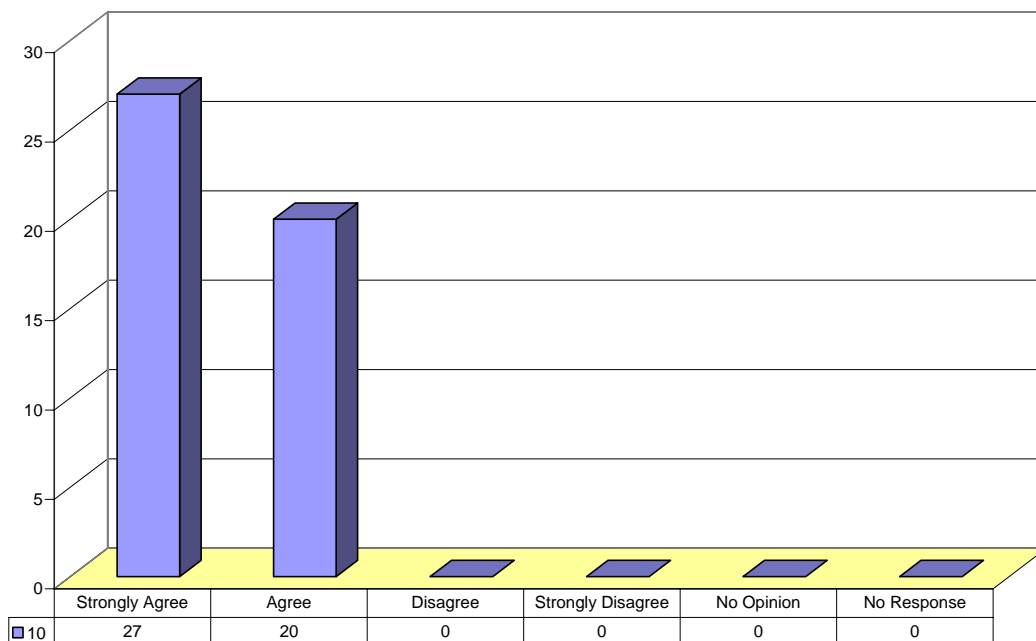
Item 8 Responses: Alcohol use on campus is NOT widespread among students who attend this school.



Item 9 Responses: Tobacco use on campus is NOT widespread among students who attend this school.

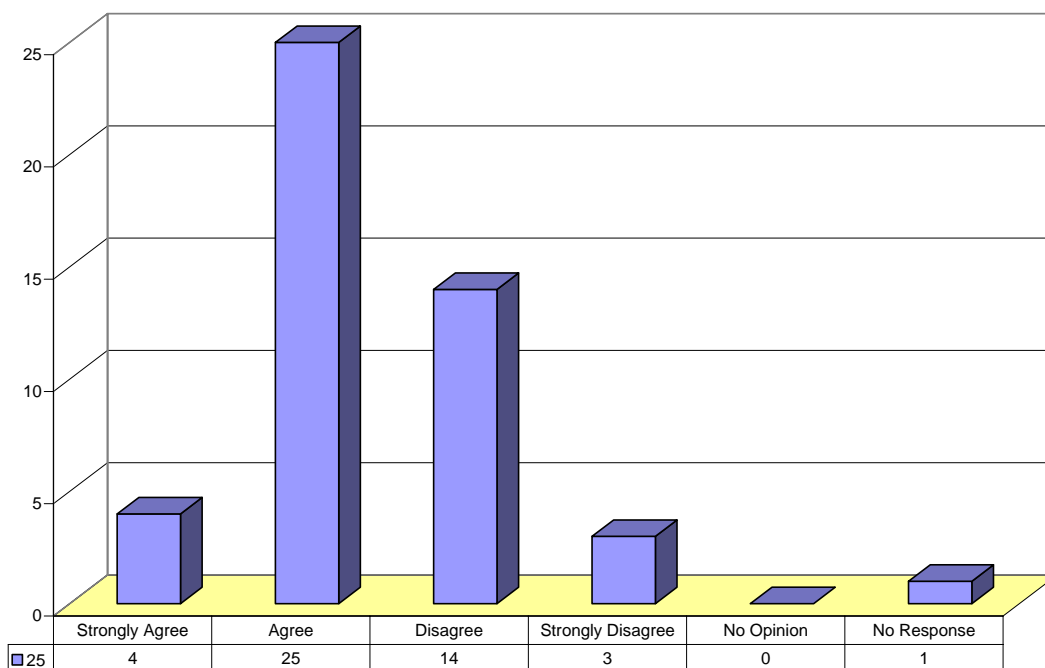


Item 10 Responses: Drug use on campus is NOT a serious problem among students who attend this school.

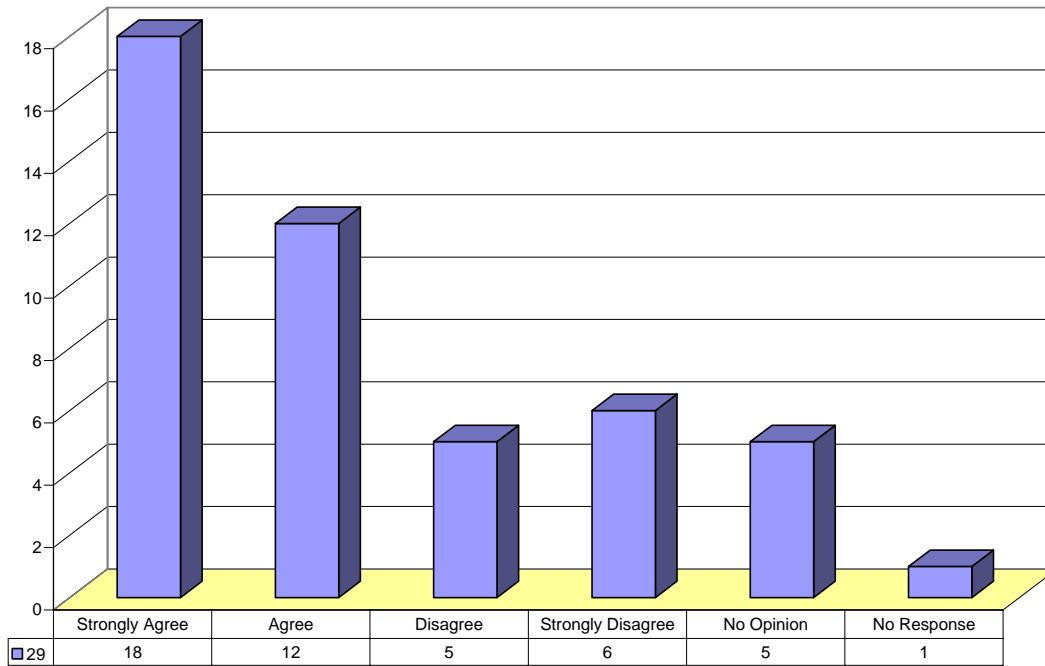


Weaknesses – Staff Survey

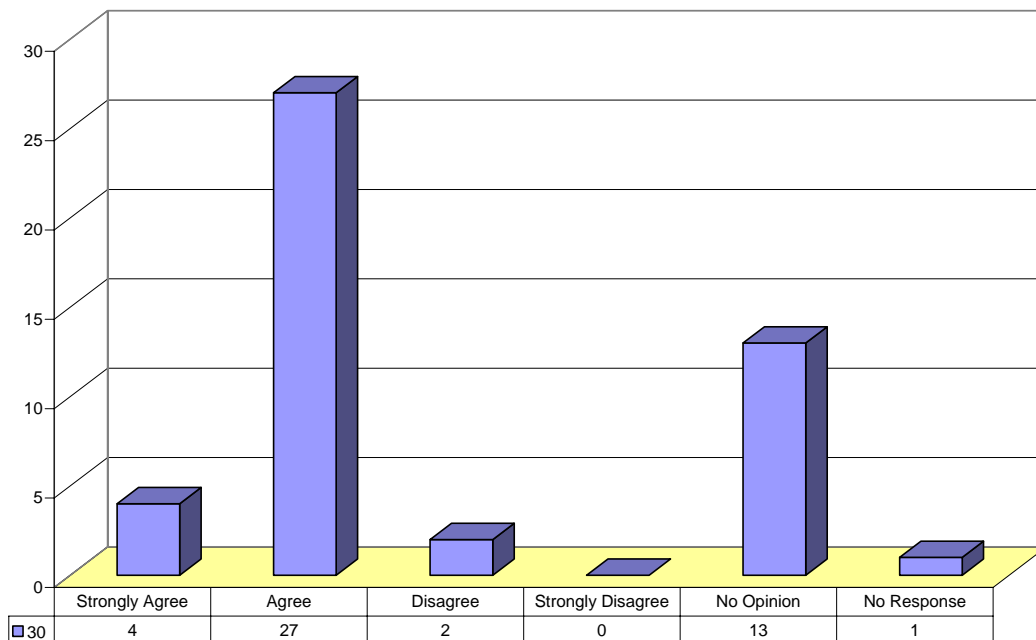
Item 25 Responses: There are enough materials and supplies at this school.



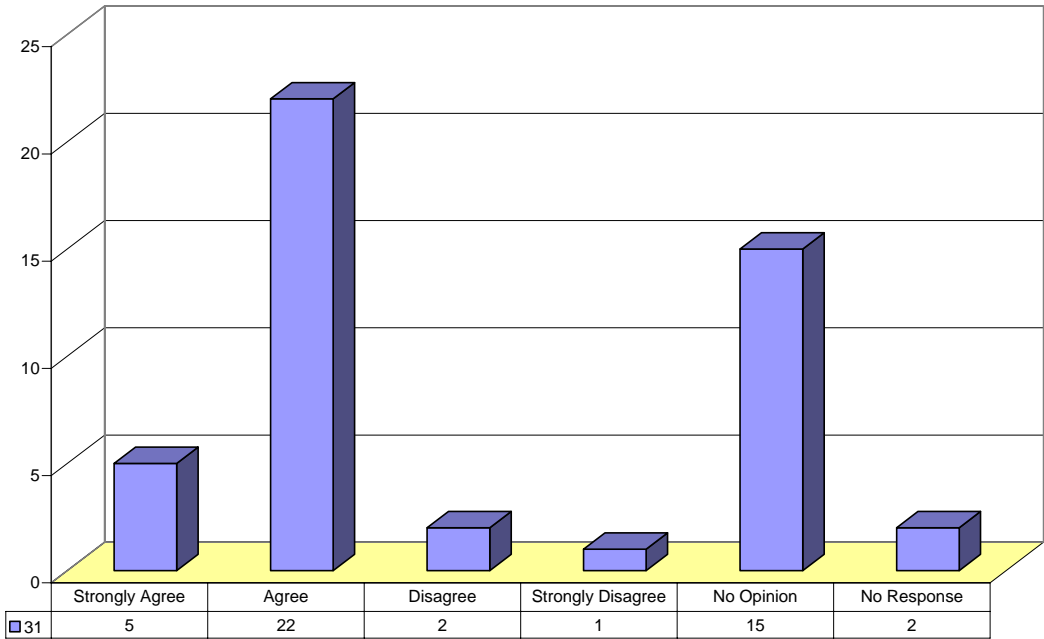
Item 29 Responses: Foreign Language should be part of the curriculum for grades K-12.



Item 30 Responses: Graduation requirements have been distributed and explained to students, parents, and staff members.



Item 31 Responses: Students are provided guidance and information about course selections and graduation requirements.



Item 32 Responses: This school has provided opportunities to prepare students for the SAT, ACT, or PSAT.

