
***Columbus County Schools
District SACS-CASI/School Improvement
Staff Survey -- Individual School Report
December 15, 2006***

23 Respondents

Responses by School

| <u>School</u> | <u>Count</u> | <u>Ratio</u> |
|---------------------|--------------|--------------|
| Guideway Elementary | 23 | 100.0% |
| Response Total: | 23 | 100.0% |

Responses by Employee Type

| <u>Opinion</u> | <u>Count</u> | <u>Ratio</u> |
|-----------------|--------------|--------------|
| Certified | 18 | 78.3% |
| Classified | 5 | 21.7% |
| Response Total: | 23 | 100.0% |

Responses by Gender

| <u>Opinion</u> | <u>Count</u> | <u>Ratio</u> |
|-----------------|--------------|--------------|
| Male | 4 | 17.4% |
| Female | 19 | 82.6% |
| Response Total: | 23 | 100.0% |

Responses by Ethnicity

| <u>Opinion</u> | <u>Count</u> | <u>Ratio</u> |
|-----------------|--------------|--------------|
| American Indian | 1 | 4.3% |
| Black | 5 | 21.7% |
| White | 17 | 73.9% |
| Response Total: | 23 | 100.0% |

Overall grade given this school

| <u>Opinion</u> | <u>Count</u> | <u>Ratio</u> |
|-----------------|--------------|--------------|
| A | 16 | 69.6% |
| B | 6 | 26.1% |
| C | 1 | 4.3% |
| Response Total: | 23 | 100.0% |

Overall grade given this school school district

| <u>Opinion</u> | <u>Count</u> | <u>Ratio</u> |
|-----------------|--------------|--------------|
| A | 9 | 39.1% |
| B | 12 | 52.2% |
| C | 2 | 8.7% |
| Response Total: | 23 | 100.0% |

Expectations and School Climate

01. Students feel safe at this school.

| <u>Opinion</u> | <u>Count</u> | <u>Ratio</u> |
|-----------------|--------------|--------------|
| Strongly Agree | 12 | 52.2% |
| Agree | 11 | 47.8% |
| Response Total: | 23 | 100.0% |

02. Teachers utilize class time in an effective manner.

| <u>Opinion</u> | <u>Count</u> | <u>Ratio</u> |
|--------------------------|--------------|--------------|
| Strongly Agree | 8 | 36.4% |
| Agree | 12 | 54.5% |
| No Opinion | 2 | 9.1% |
| No Response to This Item | 1 | |
| Response Total: | 22 | 95.7% |

03. Adults treat students with respect in this school.

| <u>Opinion</u> | <u>Count</u> | <u>Ratio</u> |
|--------------------------|--------------|--------------|
| Strongly Agree | 8 | 36.4% |
| Agree | 13 | 59.1% |
| Disagree | 1 | 4.5% |
| No Response to This Item | 1 | |
| Response Total: | 22 | 95.7% |

04. The principal knows what is going on in classes.

| <u>Opinion</u> | <u>Count</u> | <u>Ratio</u> |
|--------------------------|--------------|--------------|
| Strongly Agree | 10 | 45.5% |
| Agree | 10 | 45.5% |
| Disagree | 1 | 4.5% |
| No Opinion | 1 | 4.5% |
| No Response to This Item | 1 | |
| Response Total: | 22 | 95.7% |

05. All staff members care about what happens to the students.

| <u>Opinion</u> | <u>Count</u> | <u>Ratio</u> |
|--------------------------|--------------|--------------|
| Strongly Agree | 10 | 45.5% |
| Agree | 11 | 50.0% |
| Disagree | 1 | 4.5% |
| No Response to This Item | 1 | |
| Response Total: | 22 | 95.7% |

06. Teachers at this school enjoy teaching.

| <u>Opinion</u> | <u>Count</u> | <u>Ratio</u> |
|-----------------|--------------|--------------|
| Strongly Agree | 9 | 39.1% |
| Agree | 12 | 52.2% |
| Disagree | 1 | 4.3% |
| No Opinion | 1 | 4.3% |
| Response Total: | 23 | 100.0% |

07. Bullying is NOT a problem at this school.

| <u>Opinion</u> | <u>Count</u> | <u>Ratio</u> |
|-------------------|--------------|--------------|
| Strongly Agree | 4 | 17.4% |
| Agree | 16 | 69.6% |
| Disagree | 2 | 8.7% |
| Strongly Disagree | 1 | 4.3% |
| Response Total: | 23 | 100.0% |

08. Alcohol use on campus is NOT widespread among students who attend this school.

| <u>Opinion</u> | <u>Count</u> | <u>Ratio</u> |
|-----------------|--------------|--------------|
| Strongly Agree | 13 | 56.5% |
| Agree | 10 | 43.5% |
| Response Total: | 23 | 100.0% |

09. Tobacco use on campus is NOT widespread among students who attend this school.

| <u>Opinion</u> | <u>Count</u> | <u>Ratio</u> |
|-----------------|--------------|--------------|
| Strongly Agree | 14 | 60.9% |
| Agree | 9 | 39.1% |
| Response Total: | 23 | 100.0% |

10. Drug use on campus is NOT a serious problem among students who attend this school.

| <u>Opinion</u> | <u>Count</u> | <u>Ratio</u> |
|-----------------|--------------|--------------|
| Strongly Agree | 14 | 60.9% |
| Agree | 9 | 39.1% |
| Response Total: | 23 | 100.0% |

11. My school allows me to have input on decisions affecting instructional practices and/or programs.

| <u>Opinion</u> | <u>Count</u> | <u>Ratio</u> |
|-----------------|--------------|--------------|
| Strongly Agree | 8 | 34.8% |
| Agree | 11 | 47.8% |
| Disagree | 3 | 13.0% |
| No Opinion | 1 | 4.3% |
| Response Total: | 23 | 100.0% |

12. All students have an equal opportunity to participate in activities (clubs, musical groups, athletics, etc.).

| <u>Opinion</u> | <u>Count</u> | <u>Ratio</u> |
|-----------------|--------------|--------------|
| Strongly Agree | 11 | 47.8% |
| Agree | 10 | 43.5% |
| Disagree | 1 | 4.3% |
| No Opinion | 1 | 4.3% |
| Response Total: | 23 | 100.0% |

Discipline

13. Students are well behaved at this school.

| <u>Opinion</u> | <u>Count</u> | <u>Ratio</u> |
|-----------------|--------------|--------------|
| Strongly Agree | 7 | 30.4% |
| Agree | 14 | 60.9% |
| Disagree | 1 | 4.3% |
| No Opinion | 1 | 4.3% |
| Response Total: | 23 | 100.0% |

14. Staff members are consistent with enforcing rules and using appropriate measures when rules are broken.

| <u>Opinion</u> | <u>Count</u> | <u>Ratio</u> |
|--------------------------|--------------|--------------|
| Strongly Agree | 7 | 31.8% |
| Agree | 15 | 68.2% |
| No Response to This Item | 1 | |
| Response Total: | 22 | 95.7% |

15. Students are taught strategies on how to avoid fights and arguments in school.

| <u>Opinion</u> | <u>Count</u> | <u>Ratio</u> |
|-----------------|--------------|--------------|
| Strongly Agree | 6 | 26.1% |
| Agree | 11 | 47.8% |
| Disagree | 1 | 4.3% |
| No Opinion | 5 | 21.7% |
| Response Total: | 23 | 100.0% |

16. Rules are fair at this school.

| <u>Opinion</u> | <u>Count</u> | <u>Ratio</u> |
|-------------------|--------------|--------------|
| Strongly Agree | 7 | 30.4% |
| Agree | 14 | 60.9% |
| Strongly Disagree | 1 | 4.3% |
| No Opinion | 1 | 4.3% |
| Response Total: | 23 | 100.0% |

Effective Instruction

17. Teachers utilize a variety of instructional techniques to meet the needs of students.

| <u>Opinion</u> | <u>Count</u> | <u>Ratio</u> |
|--------------------------|--------------|--------------|
| Strongly Agree | 9 | 40.9% |
| Agree | 11 | 50.0% |
| No Opinion | 2 | 9.1% |
| No Response to This Item | 1 | |
| Response Total: | 22 | 95.7% |

18. In classes, students spend time using computers or other technology.

| <u>Opinion</u> | <u>Count</u> | <u>Ratio</u> |
|-----------------|--------------|--------------|
| Strongly Agree | 9 | 39.1% |
| Agree | 13 | 56.5% |
| No Opinion | 1 | 4.3% |
| Response Total: | 23 | 100.0% |

19. In classes, students learn about things interesting to them.

| <u>Opinion</u> | <u>Count</u> | <u>Ratio</u> |
|--------------------------|--------------|--------------|
| Strongly Agree | 6 | 27.3% |
| Agree | 13 | 59.1% |
| No Opinion | 3 | 13.6% |
| No Response to This Item | 1 | |
| Response Total: | 22 | 95.7% |

20. Homework assignments consist of things that teachers cover in class with students.

| <u>Opinion</u> | <u>Count</u> | <u>Ratio</u> |
|-----------------|--------------|--------------|
| Strongly Agree | 6 | 26.1% |
| Agree | 11 | 47.8% |
| Disagree | 1 | 4.3% |
| No Opinion | 5 | 21.7% |
| Response Total: | 23 | 100.0% |

21. Student work is graded fairly and equitably.

| <u>Opinion</u> | <u>Count</u> | <u>Ratio</u> |
|-----------------|--------------|--------------|
| Strongly Agree | 9 | 39.1% |
| Agree | 10 | 43.5% |
| No Opinion | 4 | 17.4% |
| Response Total: | 23 | 100.0% |

22. Students are expected to do good work at this school.

| <u>Opinion</u> | <u>Count</u> | <u>Ratio</u> |
|-----------------|--------------|--------------|
| Strongly Agree | 11 | 47.8% |
| Agree | 12 | 52.2% |
| Response Total: | 23 | 100.0% |

23. Students are provided challenging class work.

| <u>Opinion</u> | <u>Count</u> | <u>Ratio</u> |
|--------------------------|--------------|--------------|
| Strongly Agree | 5 | 23.8% |
| Agree | 14 | 66.7% |
| Disagree | 1 | 4.8% |
| No Opinion | 1 | 4.8% |
| No Response to This Item | 2 | |
| Response Total: | 21 | 91.3% |

24. Students work diligently to make good grades at this school.

| <u>Opinion</u> | <u>Count</u> | <u>Ratio</u> |
|-------------------|--------------|--------------|
| Strongly Agree | 5 | 21.7% |
| Agree | 12 | 52.2% |
| Strongly Disagree | 1 | 4.3% |
| No Opinion | 5 | 21.7% |
| Response Total: | 23 | 100.0% |

25. There are enough materials and supplies at this school.

| <u>Opinion</u> | <u>Count</u> | <u>Ratio</u> |
|-------------------|--------------|--------------|
| Strongly Agree | 1 | 4.3% |
| Agree | 13 | 56.5% |
| Disagree | 8 | 34.8% |
| Strongly Disagree | 1 | 4.3% |
| Response Total: | 23 | 100.0% |

26. Someone at this school provides students with assistance when they are having trouble with class or homework.

| <u>Opinion</u> | <u>Count</u> | <u>Ratio</u> |
|-----------------|--------------|--------------|
| Strongly Agree | 4 | 17.4% |
| Agree | 16 | 69.6% |
| No Opinion | 3 | 13.0% |
| Response Total: | 23 | 100.0% |

27. Tests measure what teachers have taught in their class.

| <u>Opinion</u> | <u>Count</u> | <u>Ratio</u> |
|-----------------|--------------|--------------|
| Strongly Agree | 3 | 13.0% |
| Agree | 16 | 69.6% |
| No Opinion | 4 | 17.4% |
| Response Total: | 23 | 100.0% |

28. Arts Education (Ex. Music, Drama, Art, etc.) is an important part of the curriculum.

| <u>Opinion</u> | <u>Count</u> | <u>Ratio</u> |
|-----------------|--------------|--------------|
| Strongly Agree | 12 | 52.2% |
| Agree | 9 | 39.1% |
| Disagree | 1 | 4.3% |
| No Opinion | 1 | 4.3% |
| Response Total: | 23 | 100.0% |

29. Foreign Language should be part of the curriculum for grades K-12.

| <u>Opinion</u> | <u>Count</u> | <u>Ratio</u> |
|-------------------|--------------|--------------|
| Strongly Agree | 8 | 34.8% |
| Agree | 10 | 43.5% |
| Disagree | 1 | 4.3% |
| Strongly Disagree | 2 | 8.7% |
| No Opinion | 2 | 8.7% |
| Response Total: | 23 | 100.0% |

30. Graduation requirements have been distributed and explained to students, parents, and staff members.

| <u>Opinion</u> | <u>Count</u> | <u>Ratio</u> |
|-----------------|--------------|--------------|
| Strongly Agree | 6 | 26.1% |
| Agree | 9 | 39.1% |
| Disagree | 1 | 4.3% |
| No Opinion | 7 | 30.4% |
| Response Total: | 23 | 100.0% |

31. Students are provided guidance and information about course selections and graduation requirements.

| <u>Opinion</u> | <u>Count</u> | <u>Ratio</u> |
|-----------------|--------------|--------------|
| Strongly Agree | 3 | 13.0% |
| Agree | 10 | 43.5% |
| Disagree | 2 | 8.7% |
| No Opinion | 8 | 34.8% |
| Response Total: | 23 | 100.0% |

32. This school has provided opportunities to prepare students for the SAT, ACT, or PSAT.

| <u>Opinion</u> | <u>Count</u> | <u>Ratio</u> |
|-------------------|--------------|--------------|
| Strongly Agree | 1 | 4.3% |
| Agree | 5 | 21.7% |
| Disagree | 2 | 8.7% |
| Strongly Disagree | 1 | 4.3% |
| No Opinion | 14 | 60.9% |
| Response Total: | 23 | 100.0% |

Communication and Parent/Guardian Involvement

33. Parents/guardians volunteer to help in school.

| <u>Opinion</u> | <u>Count</u> | <u>Ratio</u> |
|-----------------|--------------|--------------|
| Strongly Agree | 11 | 47.8% |
| Agree | 10 | 43.5% |
| Disagree | 2 | 8.7% |
| Response Total: | 23 | 100.0% |

34. This school lets parents/guardians know how their child(ren) are doing on a regular basis.

| <u>Opinion</u> | <u>Count</u> | <u>Ratio</u> |
|-----------------|--------------|--------------|
| Strongly Agree | 11 | 47.8% |
| Agree | 11 | 47.8% |
| Disagree | 1 | 4.3% |
| Response Total: | 23 | 100.0% |

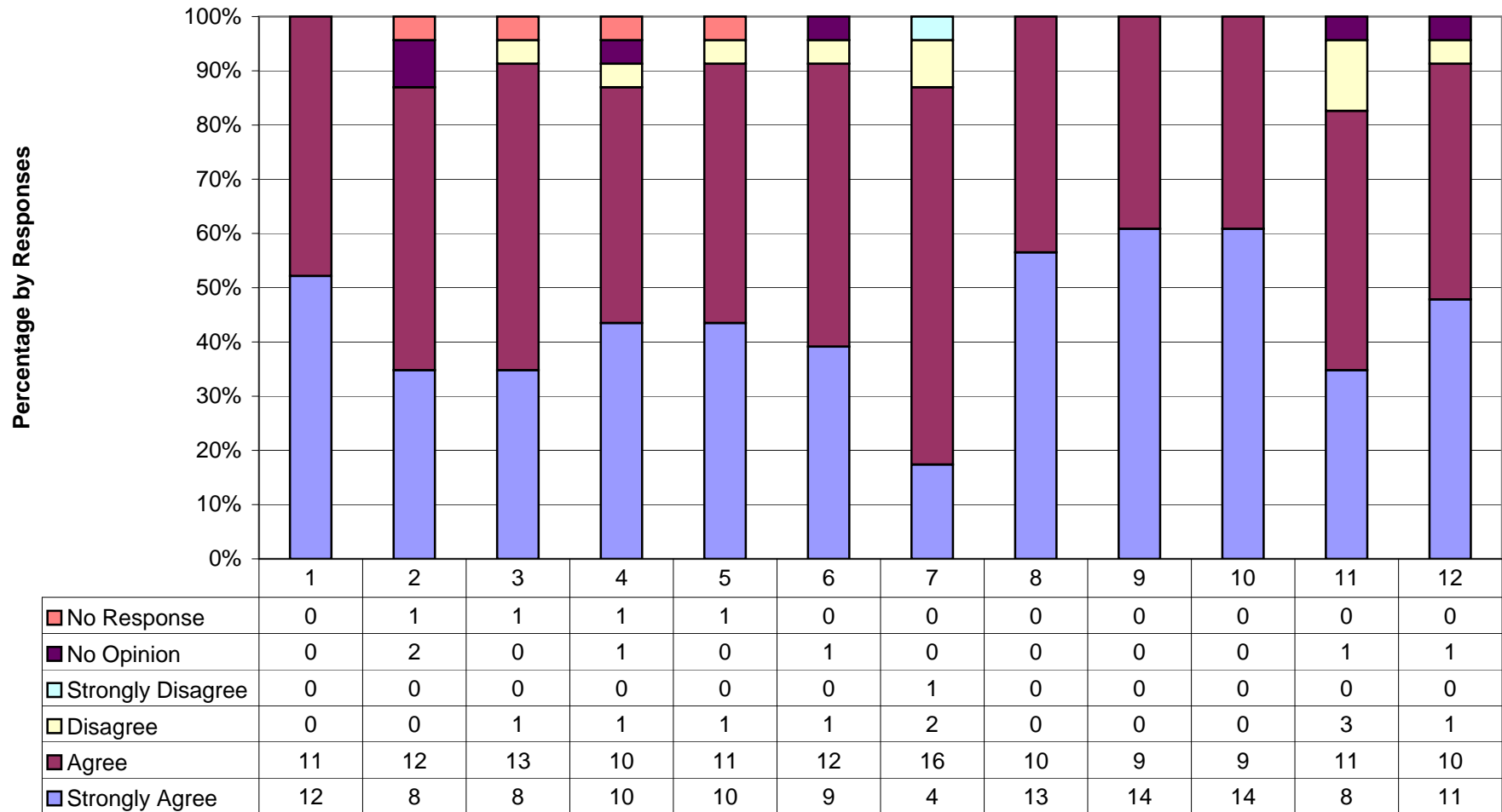
35. Parents/guardians like to visit this school.

| <u>Opinion</u> | <u>Count</u> | <u>Ratio</u> |
|-----------------|--------------|--------------|
| Strongly Agree | 9 | 39.1% |
| Agree | 14 | 60.9% |
| Response Total: | 23 | 100.0% |

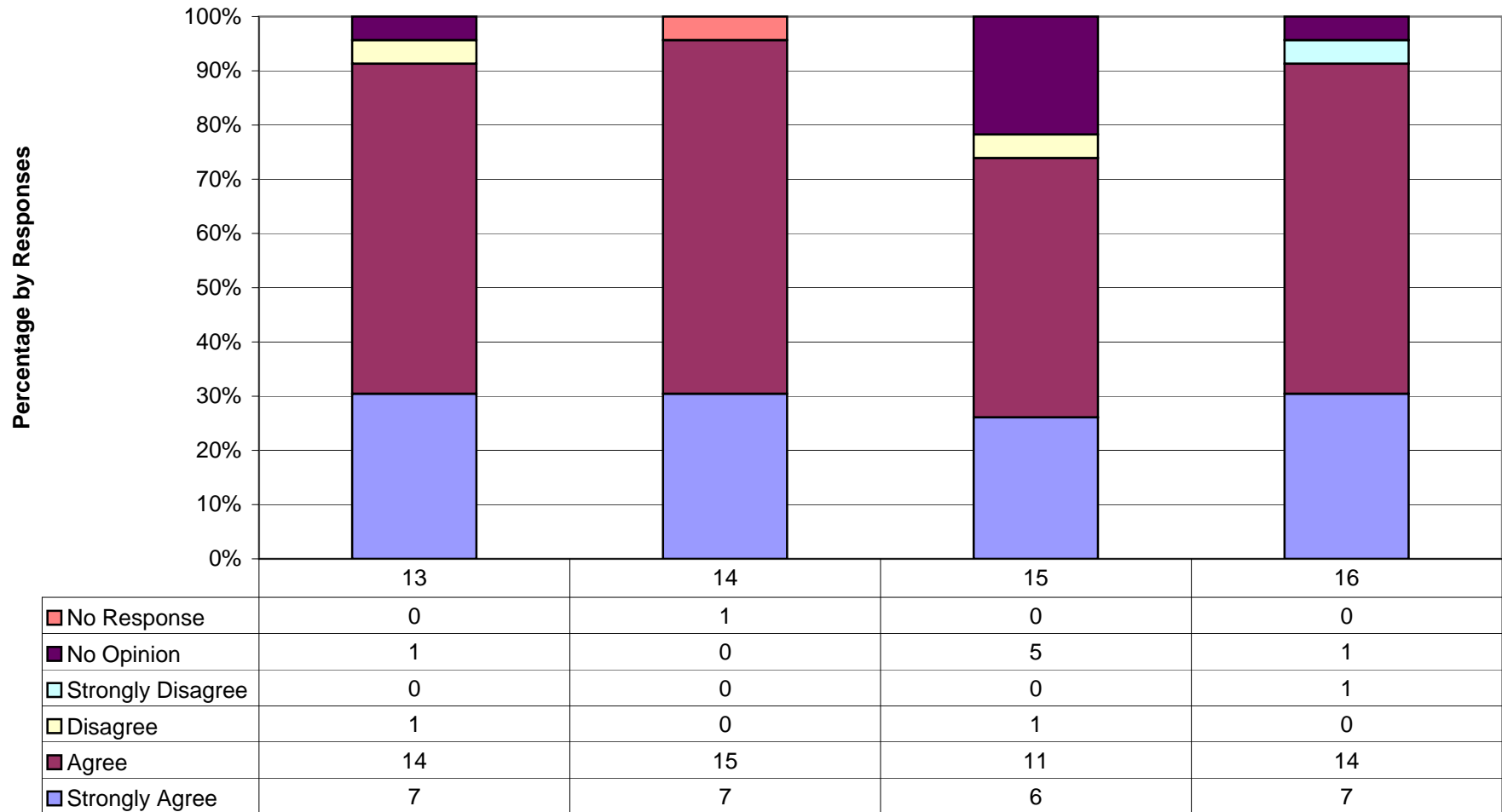
36. Parents/guardians are provided timely information of school events as well as other activities related to this school.

| <u>Opinion</u> | <u>Count</u> | <u>Ratio</u> |
|--------------------------|--------------|--------------|
| Strongly Agree | 9 | 40.9% |
| Agree | 13 | 59.1% |
| No Response to This Item | 1 | |
| Response Total: | 22 | 95.7% |

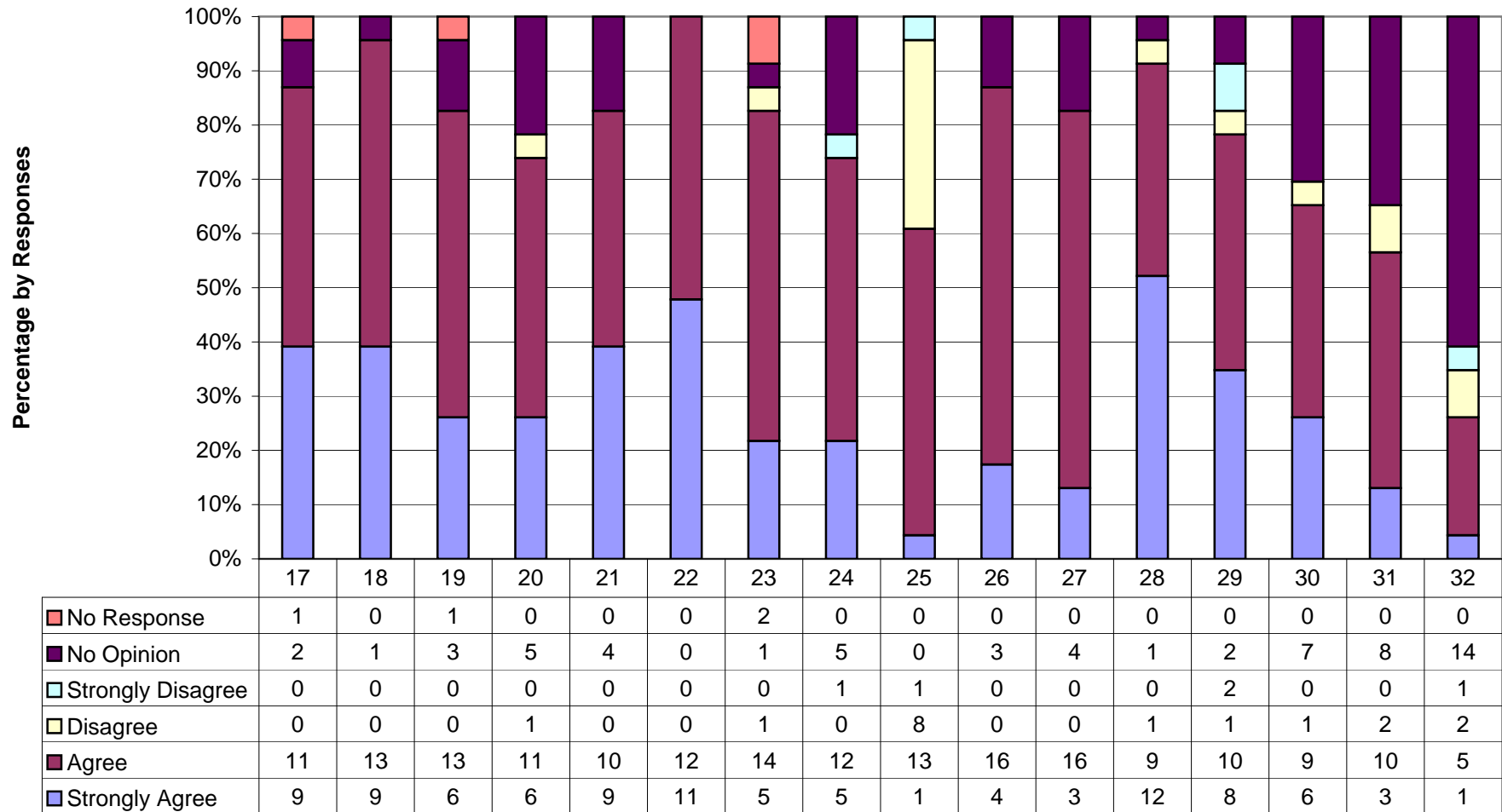
**Guideway Elementary School: SACS-CASI/School Improvement
Staff Survey Results
Expectations and School Climate
December 15, 2006**



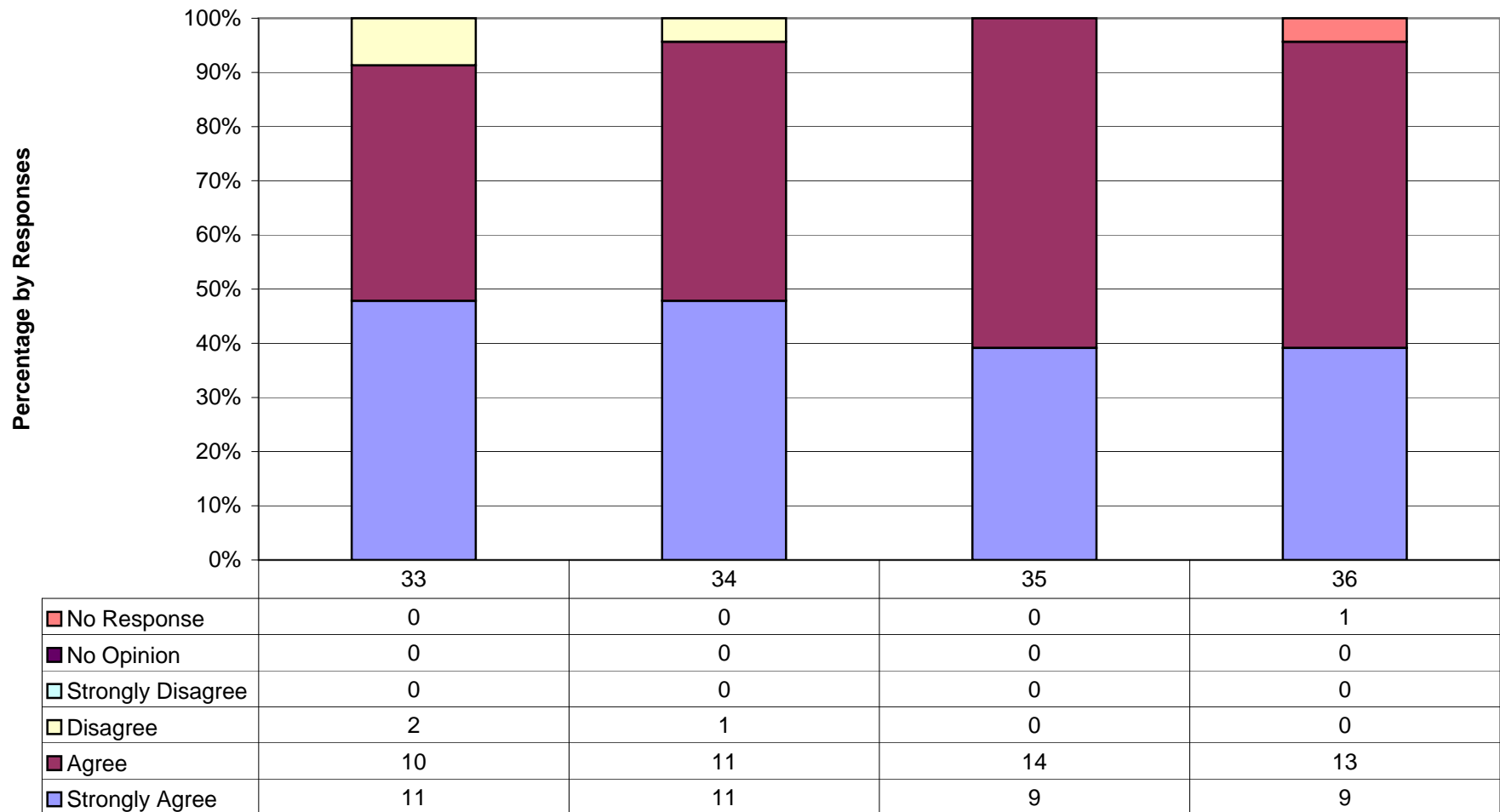
**Guideway Elementary School: SACS-CASI/School Improvement
Staff Survey Results
Discipline
December 15, 2006**



**Guideway Elementary School: SACS-CASI/School Improvement
Staff Survey Results
Effective Instruction
December 15, 2006**

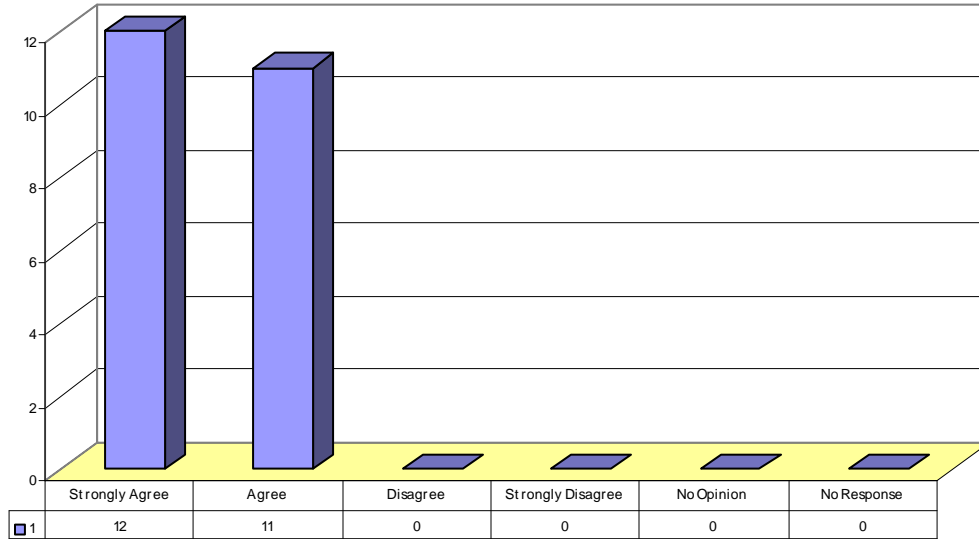


**Guideway Elementary School: SACS-CASI/School Improvement
Staff Survey Results
Communication and Parent/Guardian Involvement
December 15, 2006**

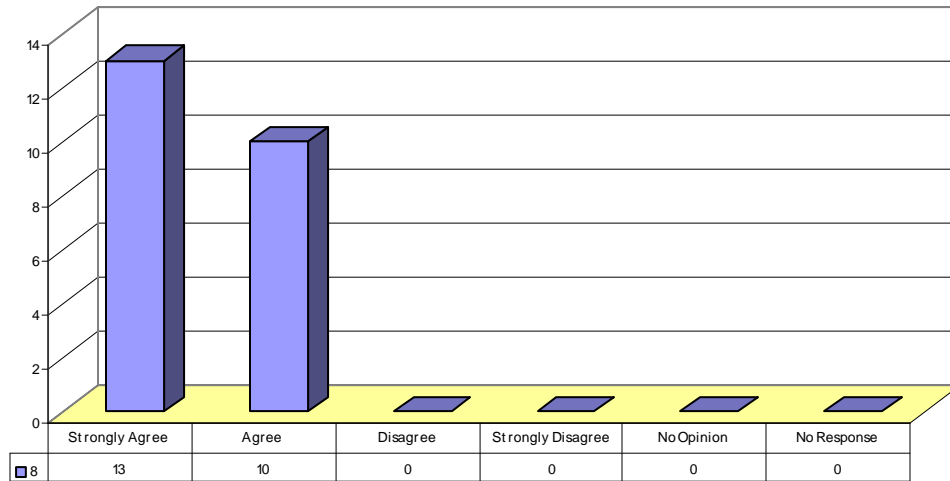


Strengths – Staff Survey

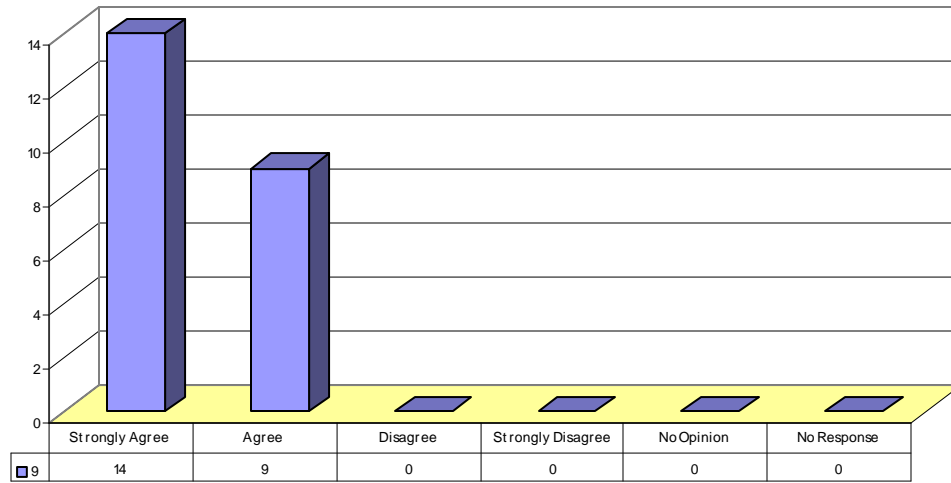
Item 1 Responses: Students Feel Safe at this School



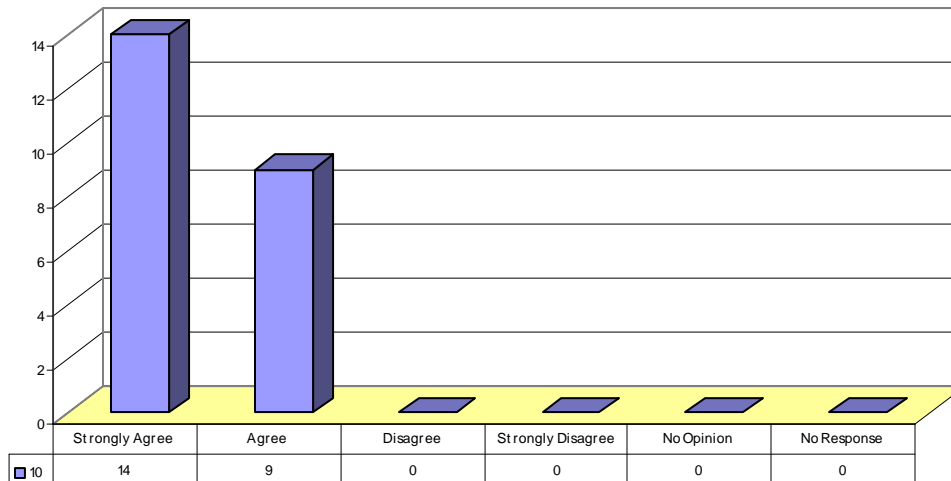
Item 8 Responses: Alcohol use on campus is NOT widespread among students who attend this school.



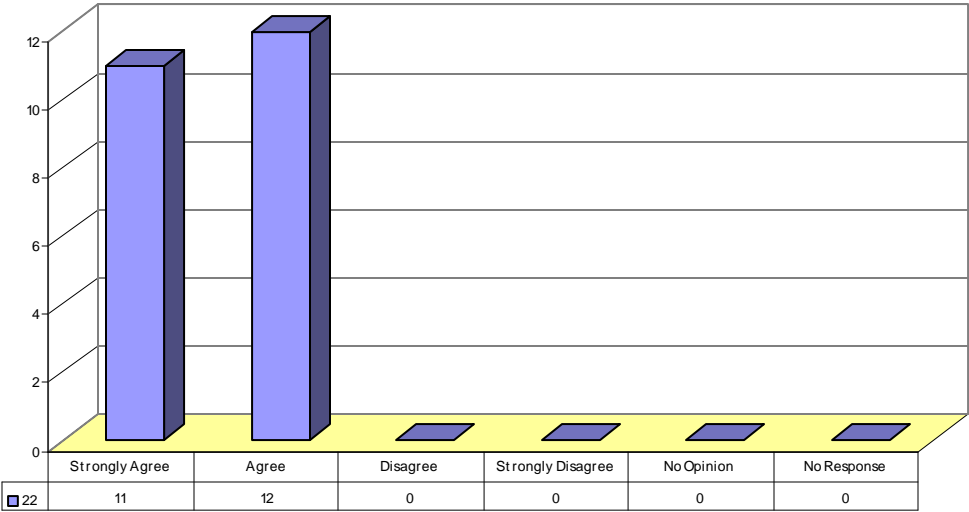
Item 9 Responses: Tobacco use on campus is NOT widespread among students who attend this school.



Item 10 Responses: Drug use on campus is NOT a serious problem among students who attend this school.

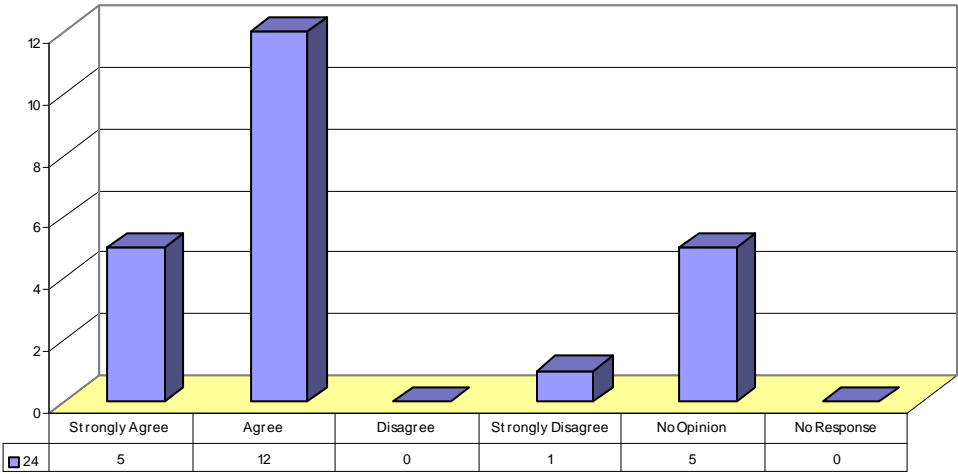


Item 22 Responses: Students are expected to do good work at this school.

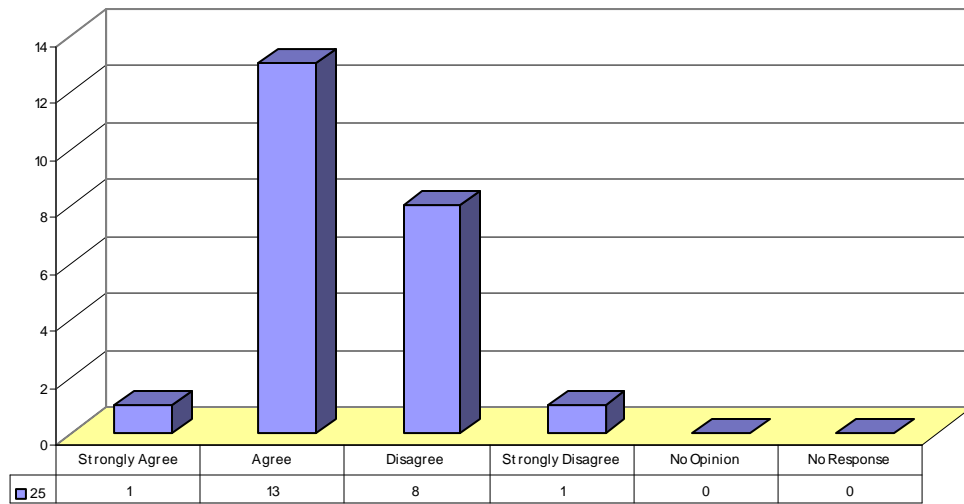


Weaknesses – Staff Survey

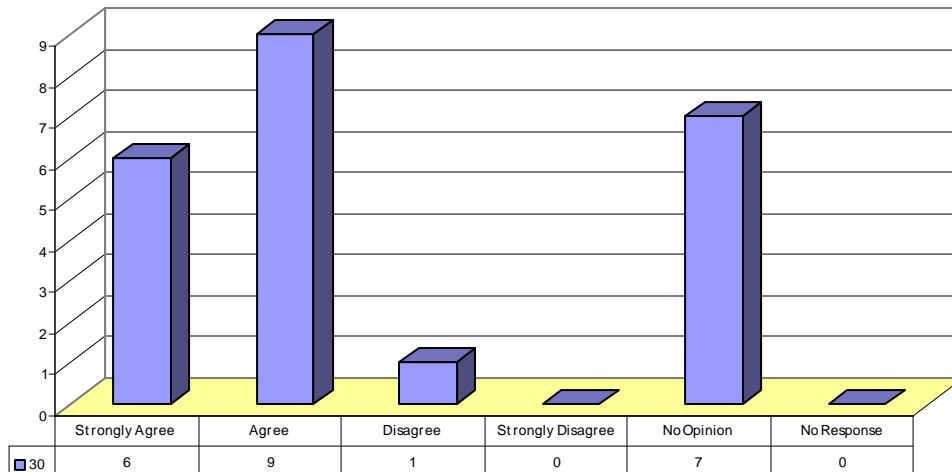
Item 24 Responses: Students work diligently to make good grades at this school.



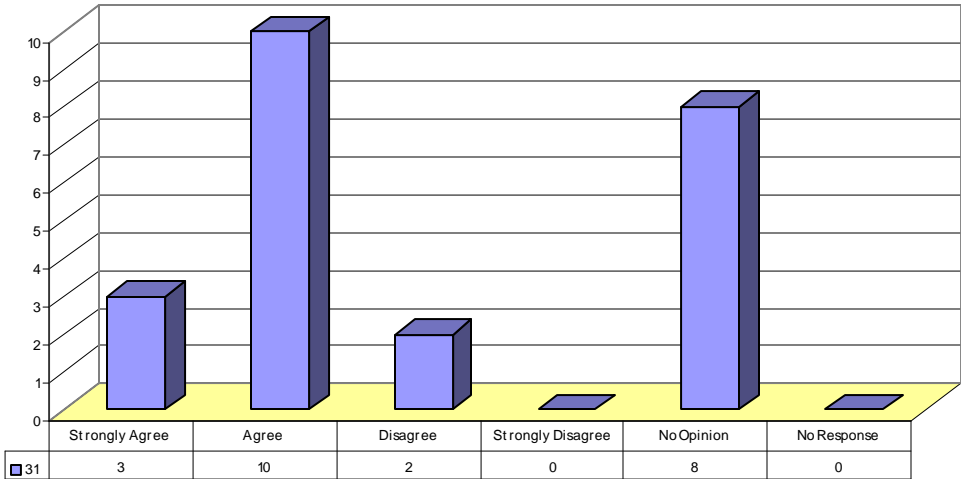
Item 25 Responses: There are enough materials and supplies at this school.



Item 30 Responses: Graduation requirements have been distributed and explained to students, parents, and staff members.



Item 31 Responses: Students are provided guidance and information about course selections and graduation requirements.



Item 32 Responses: This school has provided opportunities to prepare students for the SAT, ACT, or PSAT.

