

---

***Columbus County Schools  
District SACS-CASI/School Improvement  
Staff Survey -- Individual School Report  
December 15, 2006***

---

**20 Respondents**

Responses by School

<u>School</u>	<u>Count</u>	<u>Ratio</u>
Fair Bluff Elementary	20	100.0%
Response Total:	20	100.0%

Responses by Employee Type

<u>Opinion</u>	<u>Count</u>	<u>Ratio</u>
Certified	15	75.0%
Classified	5	25.0%
Response Total:	20	100.0%

Responses by Gender

<u>Opinion</u>	<u>Count</u>	<u>Ratio</u>
Male	2	10.0%
Female	18	90.0%
Response Total:	20	100.0%

### Responses by Ethnicity

<u>Opinion</u>	<u>Count</u>	<u>Ratio</u>
American Indian	1	5.0%
Black	9	45.0%
Other	1	5.0%
White	9	45.0%
Response Total:	20	100.0%

### Overall grade given this school

<u>Opinion</u>	<u>Count</u>	<u>Ratio</u>
A	10	50.0%
B	7	35.0%
C	3	15.0%
Response Total:	20	100.0%

### Overall grade given this school school district

<u>Opinion</u>	<u>Count</u>	<u>Ratio</u>
A	9	45.0%
B	8	40.0%
C	3	15.0%
Response Total:	20	100.0%

## **Expectations and School Climate**

01. Students feel safe at this school.

<u>Opinion</u>	<u>Count</u>	<u>Ratio</u>
Strongly Agree	11	55.0%
Agree	8	40.0%
No Opinion	1	5.0%
Response Total:	20	100.0%

02. Teachers utilize class time in an effective manner.

<u>Opinion</u>	<u>Count</u>	<u>Ratio</u>
Strongly Agree	12	60.0%
Agree	7	35.0%
No Opinion	1	5.0%
Response Total:	20	100.0%

03. Adults treat students with respect in this school.

<u>Opinion</u>	<u>Count</u>	<u>Ratio</u>
Strongly Agree	12	63.2%
Agree	6	31.6%
No Opinion	1	5.3%
No Response to This Item	1	
Response Total:	19	95.0%

04. The principal knows what is going on in classes.

<u>Opinion</u>	<u>Count</u>	<u>Ratio</u>
Strongly Agree	16	80.0%
Agree	3	15.0%
No Opinion	1	5.0%
Response Total:	20	100.0%

05. All staff members care about what happens to the students.

<u>Opinion</u>	<u>Count</u>	<u>Ratio</u>
Strongly Agree	14	70.0%
Agree	5	25.0%
No Opinion	1	5.0%
Response Total:	20	100.0%

06. Teachers at this school enjoy teaching.

<u>Opinion</u>	<u>Count</u>	<u>Ratio</u>
Strongly Agree	13	65.0%
Agree	5	25.0%
No Opinion	2	10.0%
Response Total:	20	100.0%

07. Bullying is NOT a problem at this school.

<u>Opinion</u>	<u>Count</u>	<u>Ratio</u>
Strongly Agree	4	20.0%
Agree	9	45.0%
Disagree	4	20.0%
No Opinion	3	15.0%
Response Total:	20	100.0%

08. Alcohol use on campus is NOT widespread among students who attend this school.

<u>Opinion</u>	<u>Count</u>	<u>Ratio</u>
Strongly Agree	15	75.0%
Agree	4	20.0%
No Opinion	1	5.0%
Response Total:	20	100.0%

09. Tobacco use on campus is NOT widespread among students who attend this school.

<u>Opinion</u>	<u>Count</u>	<u>Ratio</u>
Strongly Agree	14	70.0%
Agree	6	30.0%
Response Total:	20	100.0%

10. Drug use on campus is NOT a serious problem among students who attend this school.

<u>Opinion</u>	<u>Count</u>	<u>Ratio</u>
Strongly Agree	15	75.0%
Agree	2	10.0%
No Opinion	3	15.0%
Response Total:	20	100.0%

11. My school allows me to have input on decisions affecting instructional practices and/or programs.

<u>Opinion</u>	<u>Count</u>	<u>Ratio</u>
Strongly Agree	10	50.0%
Agree	7	35.0%
Disagree	3	15.0%
Response Total:	20	100.0%

12. All students have an equal opportunity to participate in activities (clubs, musical groups, athletics, etc.).

<u>Opinion</u>	<u>Count</u>	<u>Ratio</u>
Strongly Agree	12	60.0%
Agree	8	40.0%
Response Total:	20	100.0%

## **Discipline**

13. Students are well behaved at this school.

<u>Opinion</u>	<u>Count</u>	<u>Ratio</u>
Strongly Agree	3	15.0%
Agree	13	65.0%
Disagree	3	15.0%
No Opinion	1	5.0%
Response Total:	20	100.0%

14. Staff members are consistent with enforcing rules and using appropriate measures when rules are broken.

<u>Opinion</u>	<u>Count</u>	<u>Ratio</u>
Strongly Agree	12	60.0%
Agree	5	25.0%
Disagree	2	10.0%
No Opinion	1	5.0%
Response Total:	20	100.0%

15. Students are taught strategies on how to avoid fights and arguments in school.

<u>Opinion</u>	<u>Count</u>	<u>Ratio</u>
Strongly Agree	10	50.0%
Agree	6	30.0%
Disagree	2	10.0%
No Opinion	2	10.0%
Response Total:	20	100.0%

16. Rules are fair at this school.

<u>Opinion</u>	<u>Count</u>	<u>Ratio</u>
Strongly Agree	13	65.0%
Agree	6	30.0%
Disagree	1	5.0%
Response Total:	20	100.0%

## **Effective Instruction**

17. Teachers utilize a variety of instructional techniques to meet the needs of students.

<u>Opinion</u>	<u>Count</u>	<u>Ratio</u>
Strongly Agree	13	65.0%
Agree	6	30.0%
No Opinion	1	5.0%
Response Total:	20	100.0%

18. In classes, students spend time using computers or other technology.

<u>Opinion</u>	<u>Count</u>	<u>Ratio</u>
Strongly Agree	13	65.0%
Agree	6	30.0%
No Opinion	1	5.0%
Response Total:	20	100.0%

19. In classes, students learn about things interesting to them.

<u>Opinion</u>	<u>Count</u>	<u>Ratio</u>
Strongly Agree	11	55.0%
Agree	8	40.0%
No Opinion	1	5.0%
Response Total:	20	100.0%

20. Homework assignments consist of things that teachers cover in class with students.

<u>Opinion</u>	<u>Count</u>	<u>Ratio</u>
Strongly Agree	11	55.0%
Agree	4	20.0%
No Opinion	5	25.0%
Response Total:	20	100.0%

21. Student work is graded fairly and equitably.

<u>Opinion</u>	<u>Count</u>	<u>Ratio</u>
Strongly Agree	11	55.0%
Agree	7	35.0%
No Opinion	2	10.0%
Response Total:	20	100.0%

22. Students are expected to do good work at this school.

<u>Opinion</u>	<u>Count</u>	<u>Ratio</u>
Strongly Agree	14	70.0%
Agree	6	30.0%
Response Total:	20	100.0%

23. Students are provided challenging class work.

<u>Opinion</u>	<u>Count</u>	<u>Ratio</u>
Strongly Agree	10	50.0%
Agree	8	40.0%
Disagree	1	5.0%
No Opinion	1	5.0%
Response Total:	20	100.0%

24. Students work diligently to make good grades at this school.

<u>Opinion</u>	<u>Count</u>	<u>Ratio</u>
Strongly Agree	9	45.0%
Agree	6	30.0%
Disagree	3	15.0%
No Opinion	2	10.0%
Response Total:	20	100.0%



25. There are enough materials and supplies at this school.

<u>Opinion</u>	<u>Count</u>	<u>Ratio</u>
Strongly Agree	3	15.0%
Agree	6	30.0%
Disagree	9	45.0%
No Opinion	2	10.0%
Response Total:	20	100.0%

26. Someone at this school provides students with assistance when they are having trouble with class or homework.

<u>Opinion</u>	<u>Count</u>	<u>Ratio</u>
Strongly Agree	9	45.0%
Agree	8	40.0%
Disagree	2	10.0%
No Opinion	1	5.0%
Response Total:	20	100.0%

27. Tests measure what teachers have taught in their class.

<u>Opinion</u>	<u>Count</u>	<u>Ratio</u>
Strongly Agree	10	52.6%
Agree	6	31.6%
No Opinion	3	15.8%
No Response to This Item	1	
Response Total:	19	95.0%

28. Arts Education (Ex. Music, Drama, Art, etc.) is an important part of the curriculum.

<u>Opinion</u>	<u>Count</u>	<u>Ratio</u>
Strongly Agree	11	55.0%
Agree	9	45.0%
Response Total:	20	100.0%

29. Foreign Language should be part of the curriculum for grades K-12.

<u>Opinion</u>	<u>Count</u>	<u>Ratio</u>
Strongly Agree	8	40.0%
Agree	9	45.0%
Disagree	3	15.0%
Response Total:	20	100.0%

30. Graduation requirements have been distributed and explained to students, parents, and staff members.

<u>Opinion</u>	<u>Count</u>	<u>Ratio</u>
Strongly Agree	4	20.0%
Agree	5	25.0%
No Opinion	11	55.0%
Response Total:	20	100.0%

31. Students are provided guidance and information about course selections and graduation requirements.

<u>Opinion</u>	<u>Count</u>	<u>Ratio</u>
Strongly Agree	4	20.0%
Agree	6	30.0%
No Opinion	10	50.0%
Response Total:	20	100.0%

32. This school has provided opportunities to prepare students for the SAT, ACT, or PSAT.

<u>Opinion</u>	<u>Count</u>	<u>Ratio</u>
Strongly Agree	3	15.0%
Agree	5	25.0%
Disagree	1	5.0%
No Opinion	11	55.0%
Response Total:	20	100.0%

## **Communication and Parent/Guardian Involvement**

33. Parents/guardians volunteer to help in school.

<u>Opinion</u>	<u>Count</u>	<u>Ratio</u>
Strongly Agree	4	21.1%
Agree	12	63.2%
Disagree	2	10.5%
No Opinion	1	5.3%
No Response to This Item	1	
Response Total:	19	95.0%

34. This school lets parents/guardians know how their child(ren) are doing on a regular basis.

<u>Opinion</u>	<u>Count</u>	<u>Ratio</u>
Strongly Agree	13	65.0%
Agree	6	30.0%
No Opinion	1	5.0%
Response Total:	20	100.0%

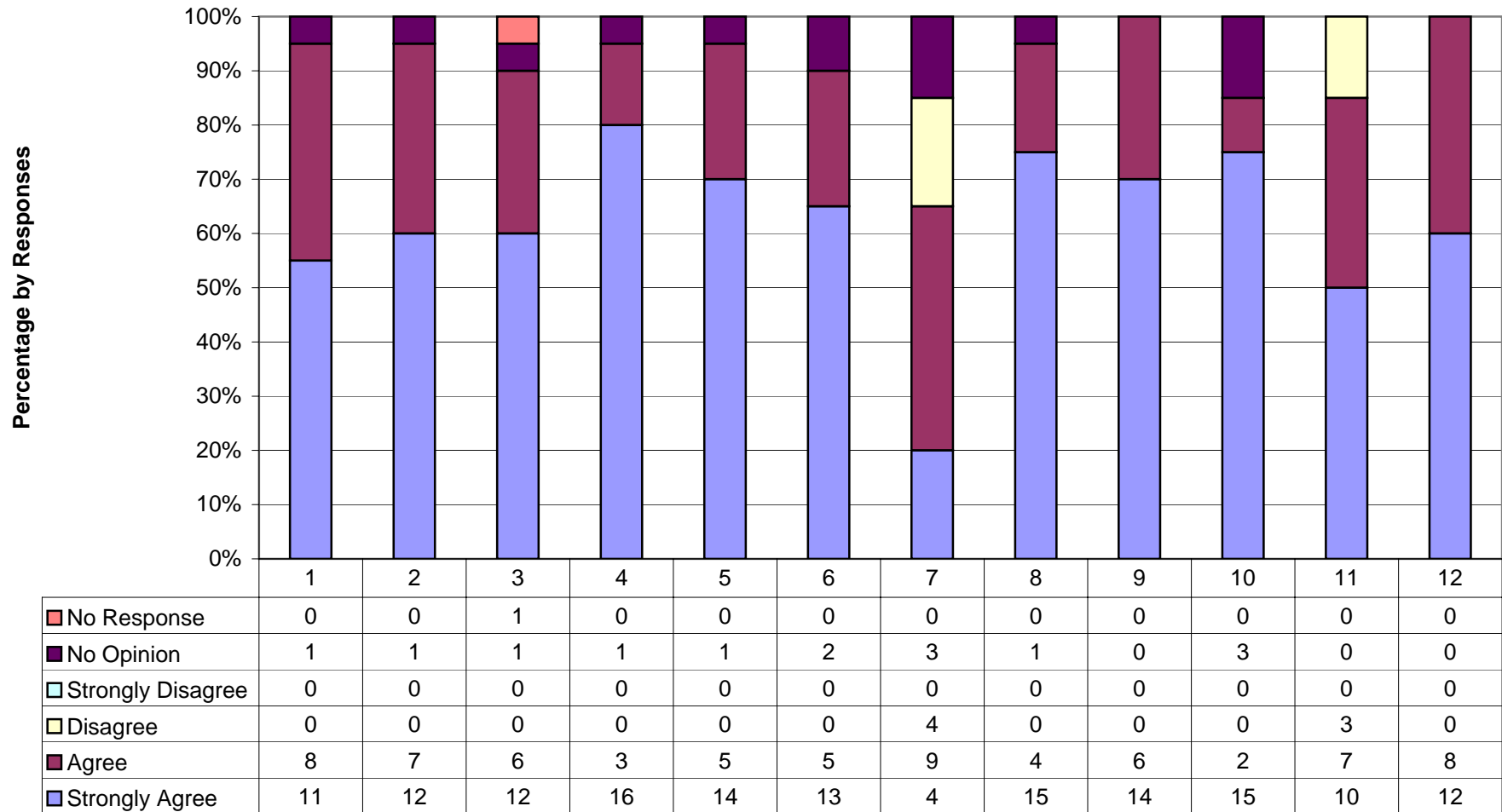
35. Parents/guardians like to visit this school.

<u>Opinion</u>	<u>Count</u>	<u>Ratio</u>
Strongly Agree	4	20.0%
Agree	12	60.0%
Disagree	1	5.0%
No Opinion	3	15.0%
Response Total:	20	100.0%

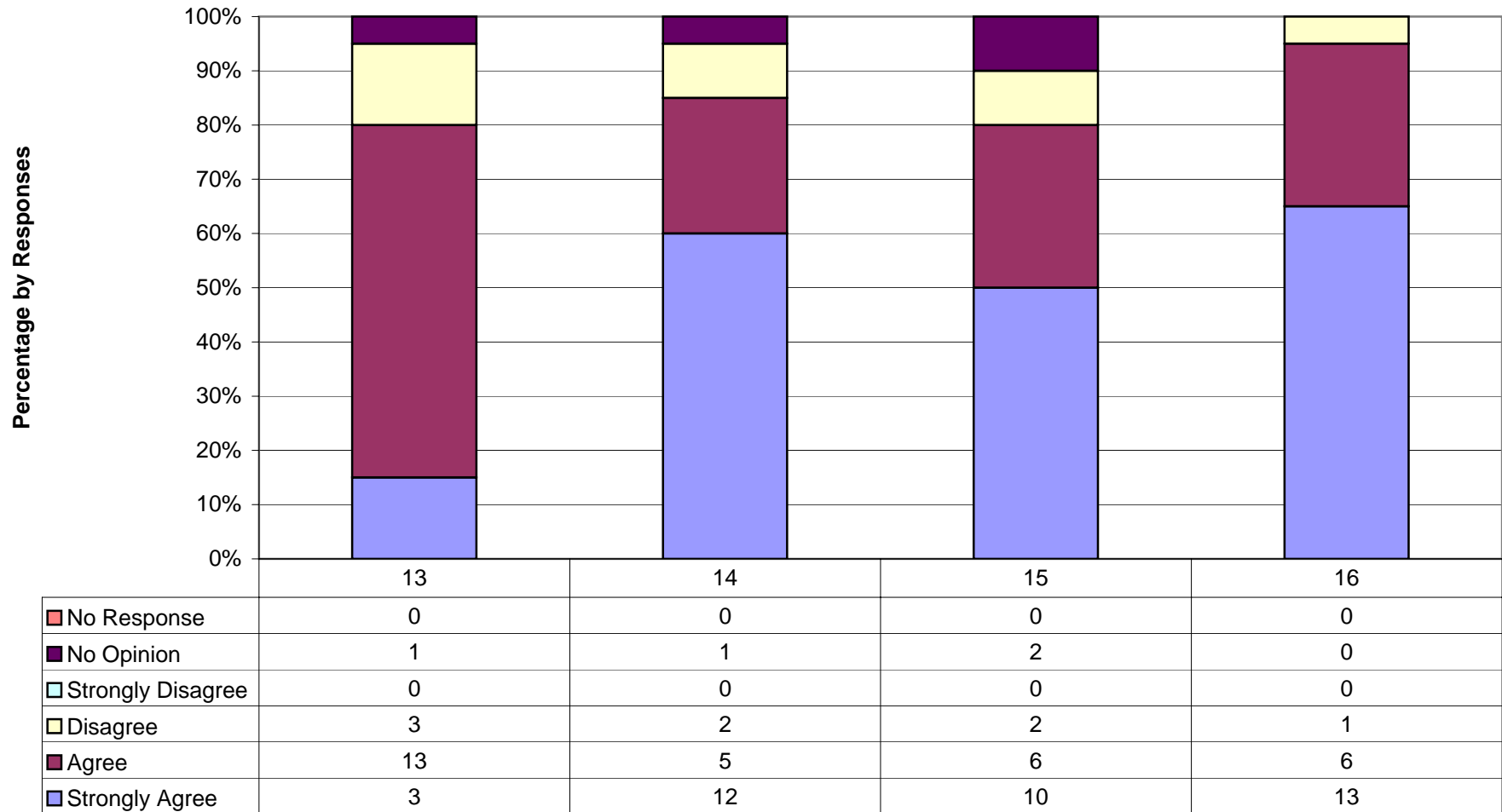
36. Parents/guardians are provided timely information of school events as well as other activities related to this school.

<u>Opinion</u>	<u>Count</u>	<u>Ratio</u>
Strongly Agree	12	63.2%
Agree	7	36.8%
No Response to This Item	1	
Response Total:	19	95.0%

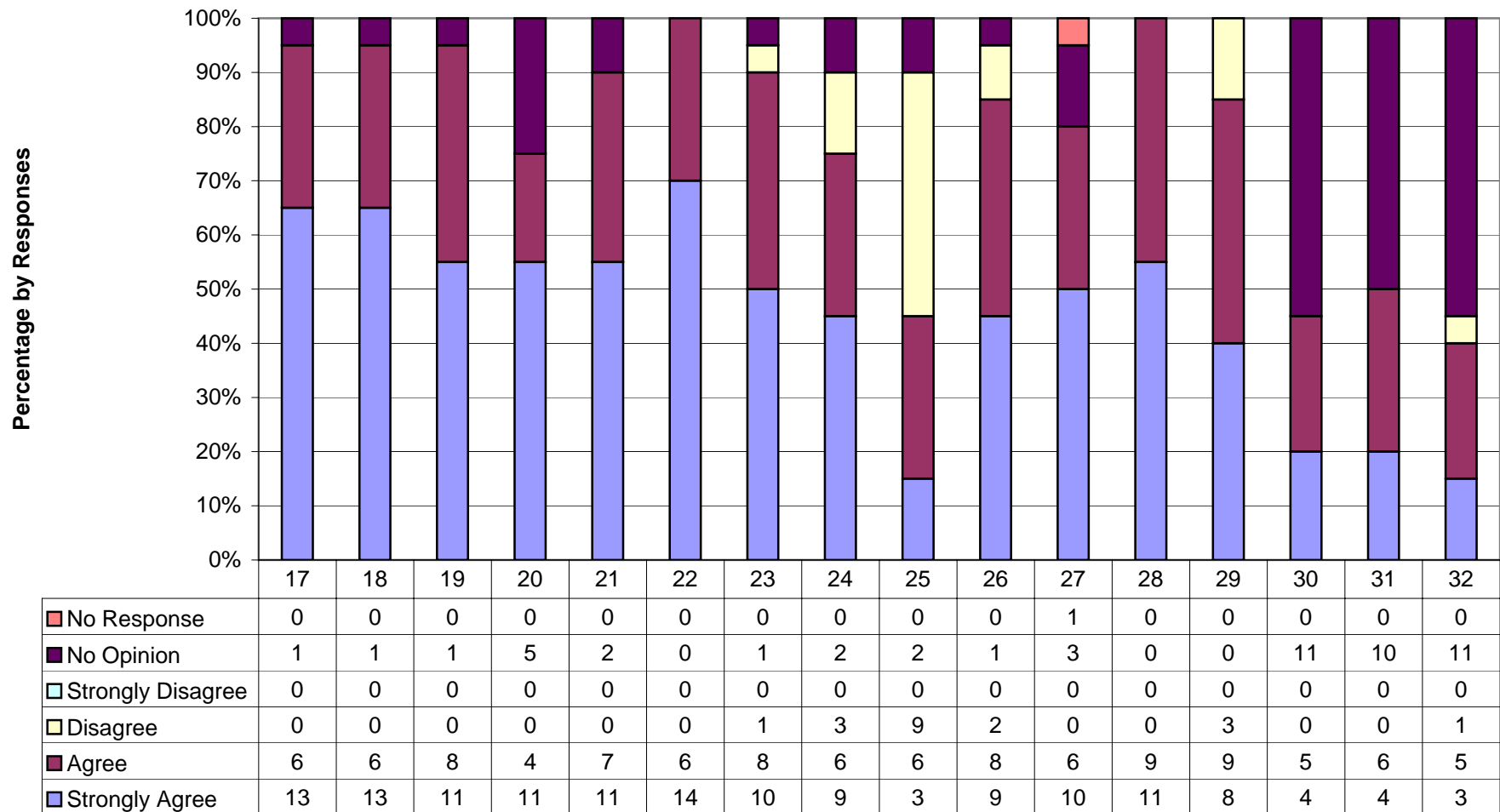
**Fair Bluff Elementary School: SACS-CASI/School Improvement  
Staff Survey Results  
Expectations and School Climate  
December 15, 2006**



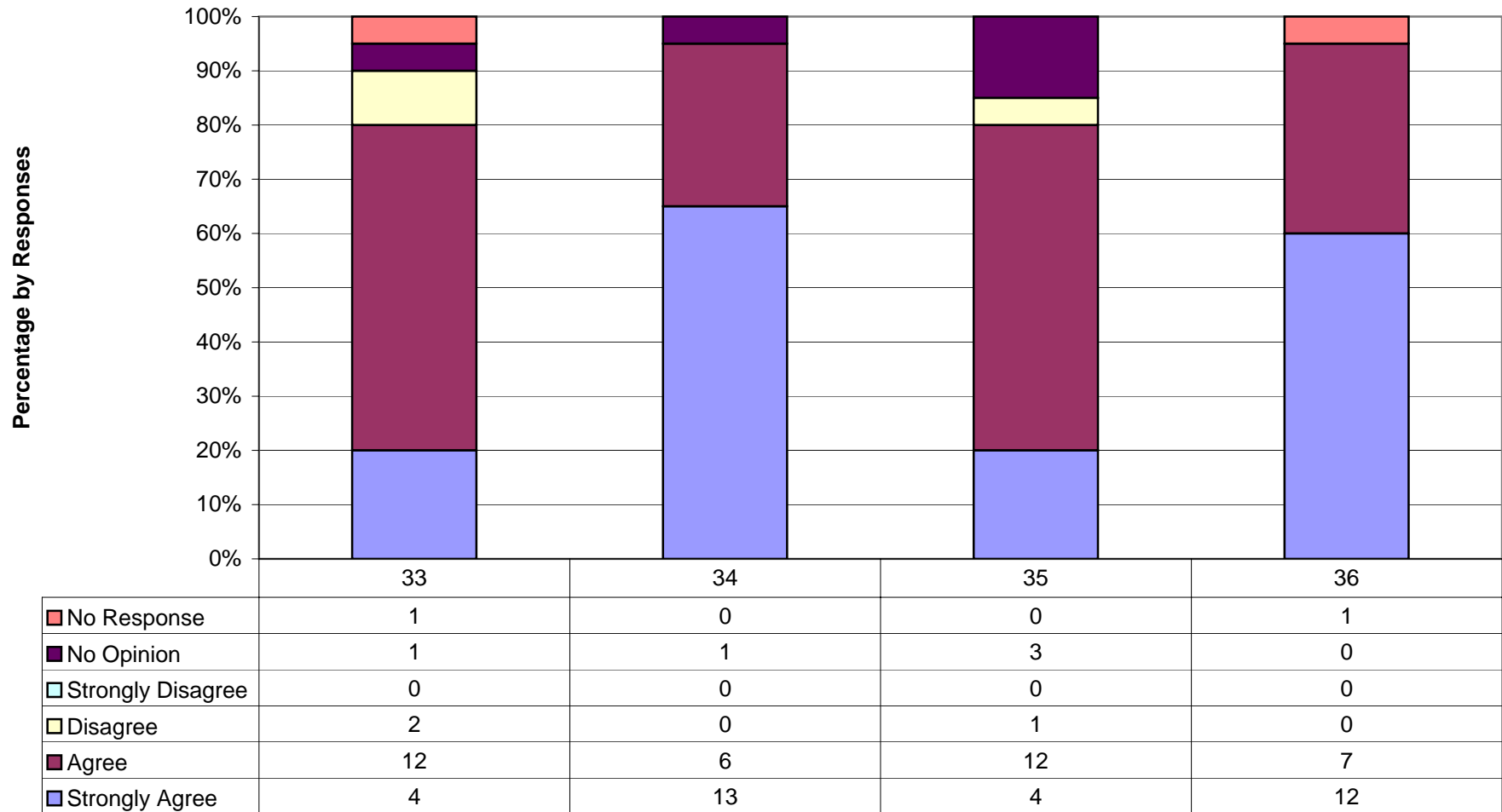
**Fair Bluff Elementary School: SACS-CASI/School Improvement  
Staff Survey Results  
Discipline  
December 15, 2006**



**Fair Bluff Elementary School: SACS-CASI/School Improvement  
Staff Survey Results  
Effective Instruction  
December 15, 2006**

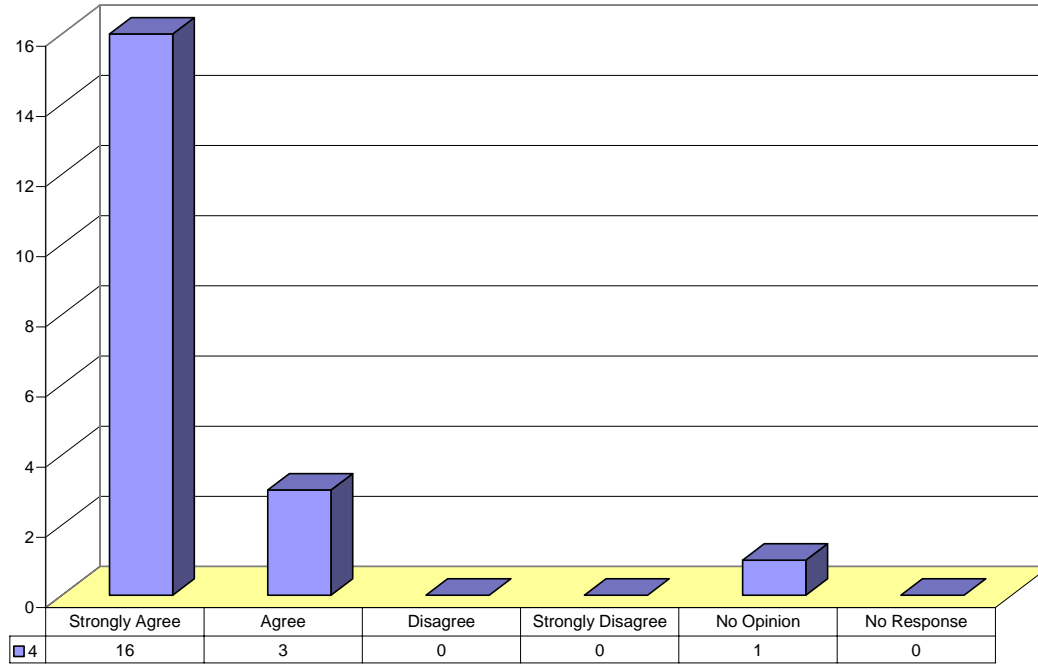


**Fair Bluff Elementary School: SACS-CASI/School Improvement  
Staff Survey Results  
Communication and Parent/Guardian Involvement  
December 15, 2006**

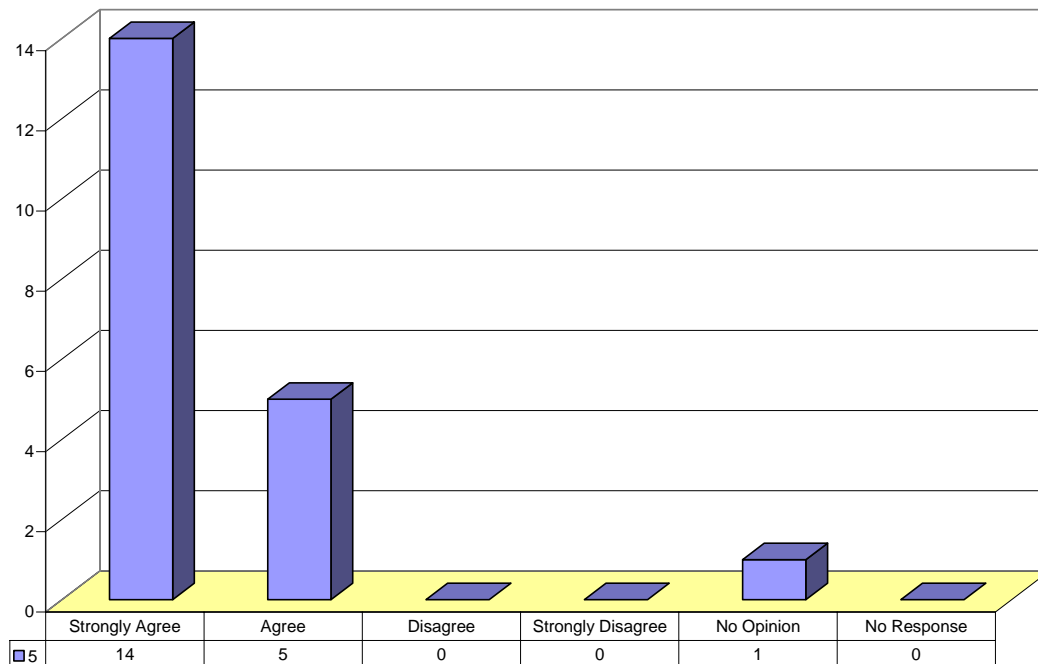


## Strengths – Staff Survey

Item 4 Responses: The principal knows what is going on in classes.

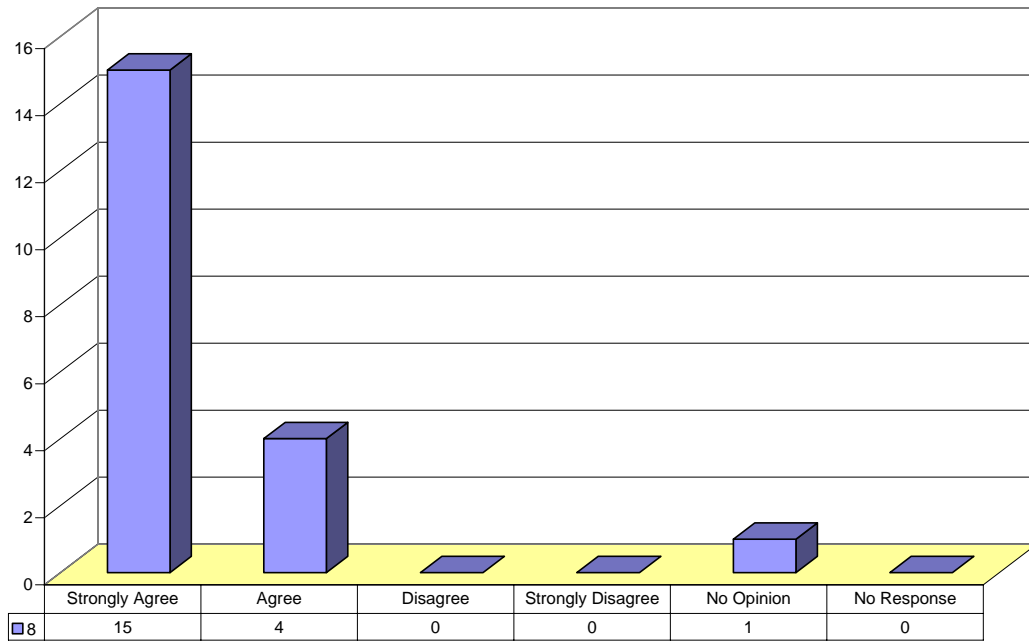


Item 5 Responses: All staff members care about what happens to the students.

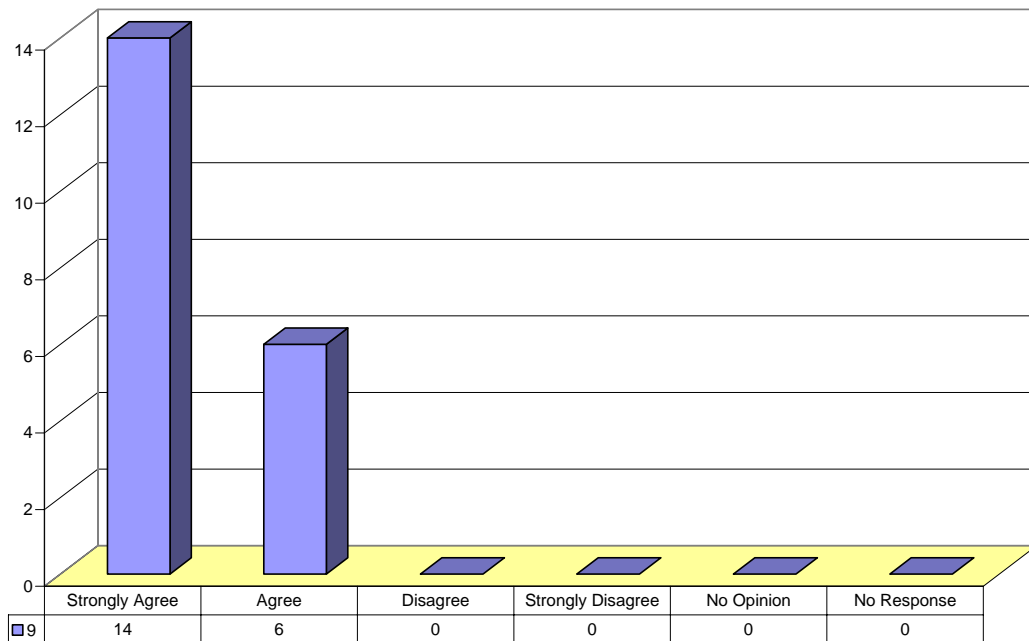




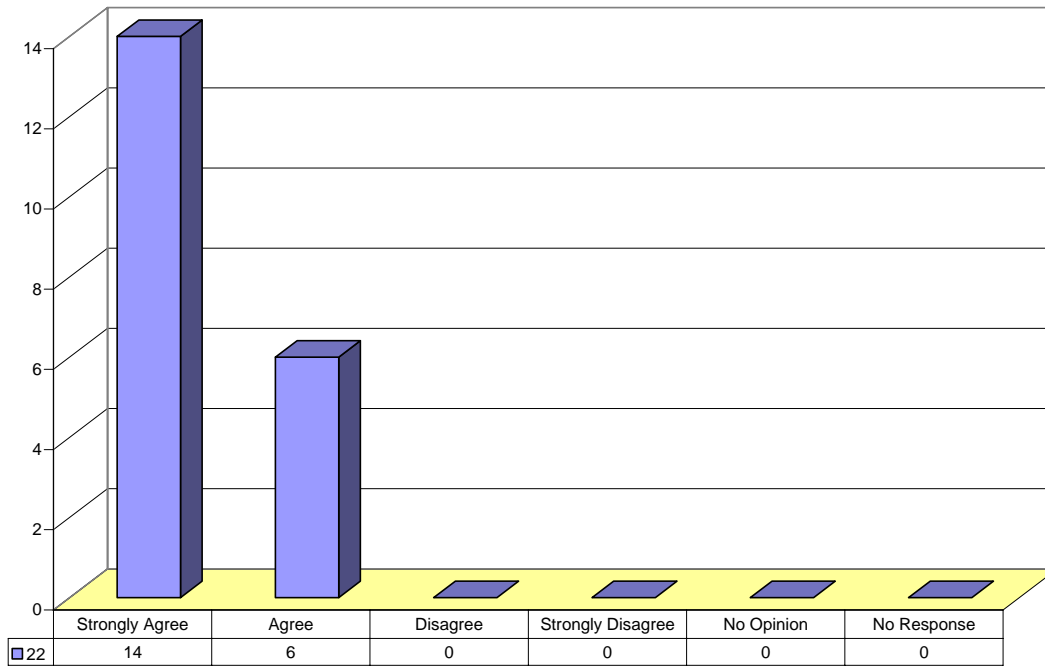
**Item 8 Responses: Alcohol use on campus is NOT widespread among students who attend this school.**



**Item 9 Responses: Tobacco use on campus is NOT widespread among students who attend this school.**

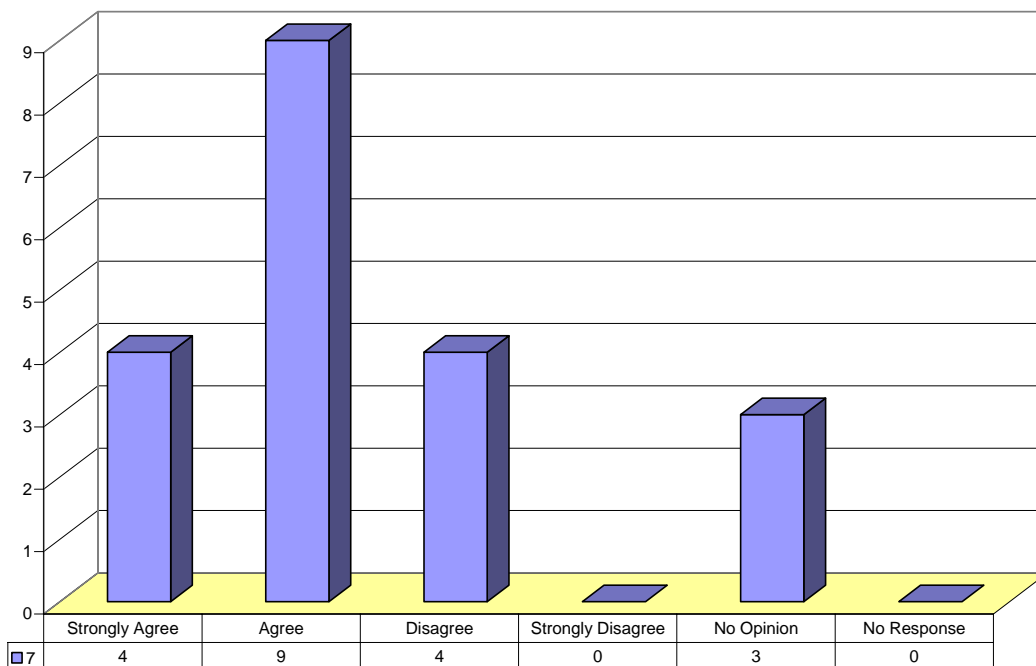


**Item 22 Responses: Students are expected to do good work at this school.**

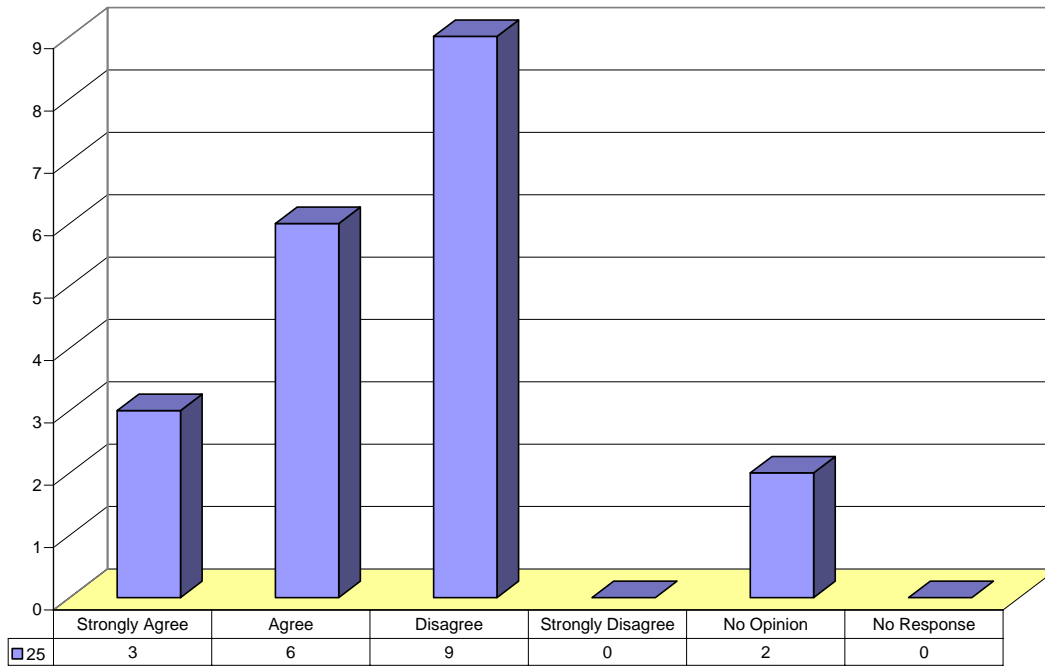


**Weaknesses – Staff Survey**

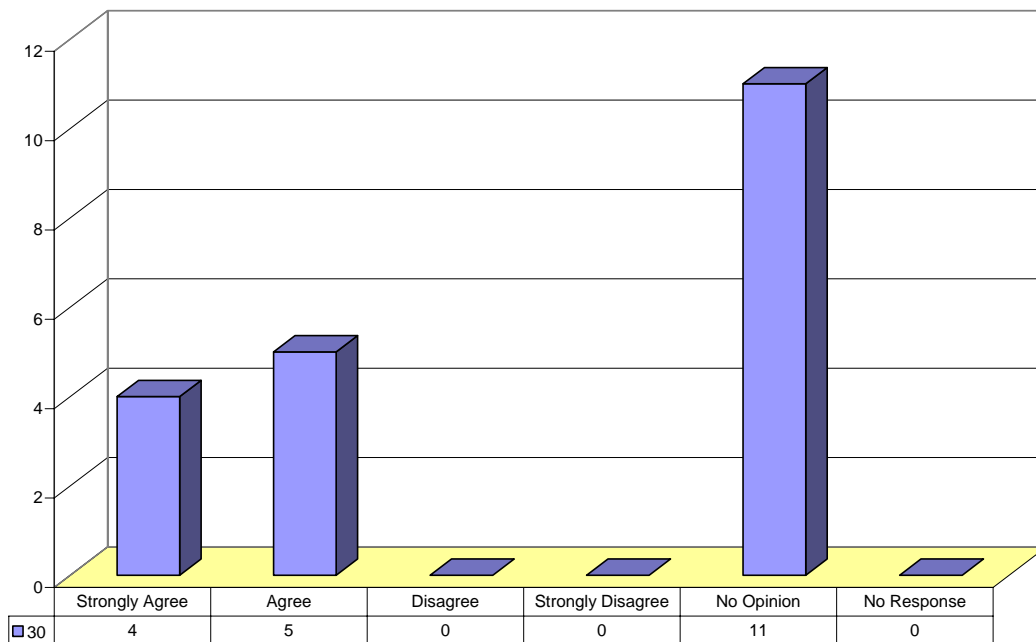
**Item 7 Responses: Bullying is NOT a problem at this school.**



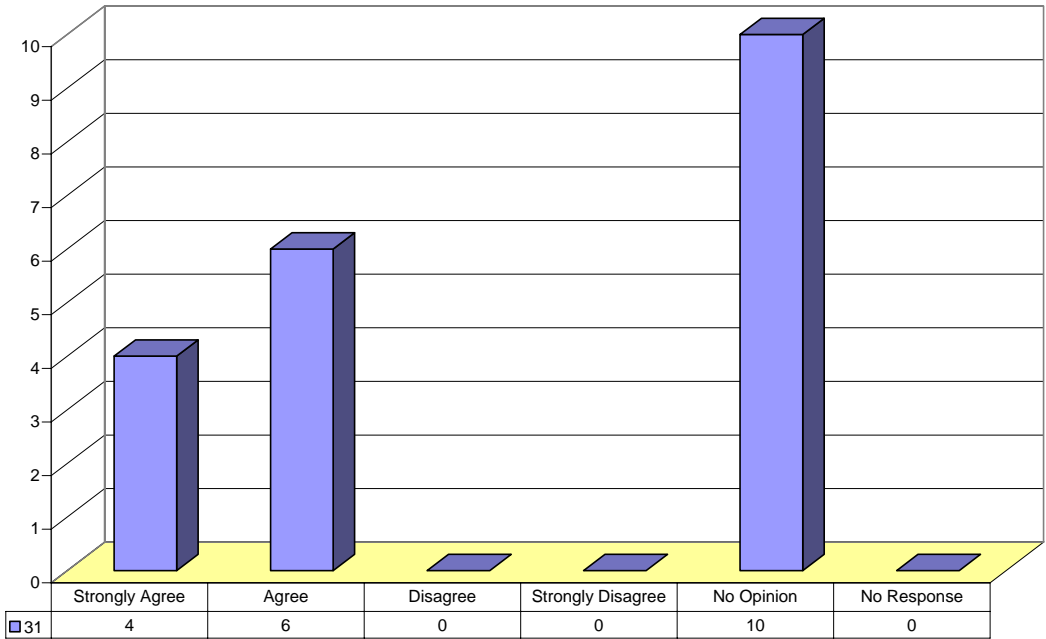
**Item 25 Responses: There are enough materials and supplies at this school.**



**Item 30 Responses: Graduation requirements have been distributed and explained to students, parents, and staff members.**



**Item 31 Responses: Students are provided guidance and information about course selections and graduation requirements.**



**Item 32 Responses: This school has provided opportunities to prepare students for the SAT, ACT, or PSAT.**

