
***Columbus County Schools
District SACS-CASI/School Improvement
Staff Survey -- Individual School Report
December 15, 2006***

63 Respondents

Responses by School

<u>School</u>	<u>Count</u>	<u>Ratio</u>
East Columbus High	63	100.0%
Response Total:	63	100.0%

Responses by Employee Type

<u>Opinion</u>	<u>Count</u>	<u>Ratio</u>
Certified	51	81.0%
Classified	12	19.0%
Response Total:	63	100.0%

Responses by Gender

<u>Opinion</u>	<u>Count</u>	<u>Ratio</u>
Male	23	36.5%
Female	40	63.5%
Response Total:	63	100.0%

Responses by Ethnicity

<u>Opinion</u>	<u>Count</u>	<u>Ratio</u>
American Indian	2	3.2%
Black	16	25.4%
Other	4	6.3%
White	41	65.1%
Response Total:	63	100.0%

Overall grade given this school

<u>Opinion</u>	<u>Count</u>	<u>Ratio</u>
No Response to this Item	4	
A	18	30.5%
B	31	52.5%
C	8	13.6%
D	1	1.7%
F	1	1.7%
Response Total:	59	93.7%

Overall grade given this school school district

<u>Opinion</u>	<u>Count</u>	<u>Ratio</u>
No Response to this Item	4	
A	9	15.3%
B	32	54.2%
C	15	25.4%
D	2	3.4%
F	1	1.7%
Response Total:	59	93.7%

Expectations and School Climate

01. Students feel safe at this school.

<u>Opinion</u>	<u>Count</u>	<u>Ratio</u>
Strongly Agree	18	29.5%
Agree	41	67.2%
Disagree	2	3.3%
No Response to This Item	2	
Response Total:	61	96.8%

02. Teachers utilize class time in an effective manner.

<u>Opinion</u>	<u>Count</u>	<u>Ratio</u>
Strongly Agree	21	34.4%
Agree	36	59.0%
Disagree	4	6.6%
No Response to This Item	2	
Response Total:	61	96.8%

03. Adults treat students with respect in this school.

<u>Opinion</u>	<u>Count</u>	<u>Ratio</u>
Strongly Agree	24	38.7%
Agree	34	54.8%
Disagree	2	3.2%
No Opinion	2	3.2%
No Response to This Item	1	
Response Total:	62	98.4%

04. The principal knows what is going on in classes.

<u>Opinion</u>	<u>Count</u>	<u>Ratio</u>
Strongly Agree	33	53.2%
Agree	27	43.5%
Disagree	1	1.6%
No Opinion	1	1.6%
No Response to This Item	1	
Response Total:	62	98.4%

05. All staff members care about what happens to the students.

<u>Opinion</u>	<u>Count</u>	<u>Ratio</u>
Strongly Agree	23	37.1%
Agree	28	45.2%
Disagree	8	12.9%
Strongly Disagree	1	1.6%
No Opinion	2	3.2%
No Response to This Item	1	
Response Total:	62	98.4%

06. Teachers at this school enjoy teaching.

<u>Opinion</u>	<u>Count</u>	<u>Ratio</u>
Strongly Agree	17	27.4%
Agree	38	61.3%
Disagree	5	8.1%
No Opinion	2	3.2%
No Response to This Item	1	
Response Total:	62	98.4%

07. Bullying is NOT a problem at this school.

<u>Opinion</u>	<u>Count</u>	<u>Ratio</u>
Strongly Agree	10	16.1%
Agree	38	61.3%
Disagree	10	16.1%
Strongly Disagree	1	1.6%
No Opinion	3	4.8%
No Response to This Item	1	
Response Total:	62	98.4%

08. Alcohol use on campus is NOT widespread among students who attend this school.

<u>Opinion</u>	<u>Count</u>	<u>Ratio</u>
Strongly Agree	12	19.7%
Agree	33	54.1%
Disagree	12	19.7%
No Opinion	4	6.6%
No Response to This Item	2	
Response Total:	61	96.8%

09. Tobacco use on campus is NOT widespread among students who attend this school.

<u>Opinion</u>	<u>Count</u>	<u>Ratio</u>
Strongly Agree	5	8.2%
Agree	19	31.1%
Disagree	21	34.4%
Strongly Disagree	14	23.0%
No Opinion	2	3.3%
No Response to This Item	2	
Response Total:	61	96.8%

10. Drug use on campus is NOT a serious problem among students who attend this school.

<u>Opinion</u>	<u>Count</u>	<u>Ratio</u>
Strongly Agree	6	9.7%
Agree	24	38.7%
Disagree	26	41.9%
Strongly Disagree	2	3.2%
No Opinion	4	6.5%
No Response to This Item	1	
Response Total:	62	98.4%

11. My school allows me to have input on decisions affecting instructional practices and/or programs.

<u>Opinion</u>	<u>Count</u>	<u>Ratio</u>
Strongly Agree	22	35.5%
Agree	34	54.8%
Disagree	4	6.5%
No Opinion	2	3.2%
No Response to This Item	1	
Response Total:	62	98.4%

12. All students have an equal opportunity to participate in activities (clubs, musical groups, athletics, etc.).

<u>Opinion</u>	<u>Count</u>	<u>Ratio</u>
Strongly Agree	34	55.7%
Agree	20	32.8%
Disagree	5	8.2%
No Opinion	2	3.3%
No Response to This Item	2	
Response Total:	61	96.8%

Discipline

13. Students are well behaved at this school.

<u>Opinion</u>	<u>Count</u>	<u>Ratio</u>
Strongly Agree	4	6.6%
Agree	47	77.0%
Disagree	8	13.1%
Strongly Disagree	1	1.6%
No Opinion	1	1.6%
No Response to This Item	2	
Response Total:	61	96.8%

14. Staff members are consistent with enforcing rules and using appropriate measures when rules are broken.

<u>Opinion</u>	<u>Count</u>	<u>Ratio</u>
Strongly Agree	9	14.5%
Agree	36	58.1%
Disagree	14	22.6%
Strongly Disagree	1	1.6%
No Opinion	2	3.2%
No Response to This Item	1	
Response Total:	62	98.4%

15. Students are taught strategies on how to avoid fights and arguments in school.

<u>Opinion</u>	<u>Count</u>	<u>Ratio</u>
Strongly Agree	8	12.9%
Agree	29	46.8%
Disagree	18	29.0%
No Opinion	7	11.3%
No Response to This Item	1	
Response Total:	62	98.4%

16. Rules are fair at this school.

<u>Opinion</u>	<u>Count</u>	<u>Ratio</u>
Strongly Agree	21	35.0%
Agree	34	56.7%
Disagree	3	5.0%
No Opinion	2	3.3%
No Response to This Item	3	
Response Total:	60	95.2%

Effective Instruction

17. Teachers utilize a variety of instructional techniques to meet the needs of students.

<u>Opinion</u>	<u>Count</u>	<u>Ratio</u>
Strongly Agree	21	33.9%
Agree	38	61.3%
Disagree	1	1.6%
Strongly Disagree	1	1.6%
No Opinion	1	1.6%
No Response to This Item	1	
Response Total:	62	98.4%

18. In classes, students spend time using computers or other technology.

<u>Opinion</u>	<u>Count</u>	<u>Ratio</u>
Strongly Agree	14	22.6%
Agree	28	45.2%
Disagree	18	29.0%
Strongly Disagree	1	1.6%
No Opinion	1	1.6%
No Response to This Item	1	
Response Total:	62	98.4%

19. In classes, students learn about things interesting to them.

<u>Opinion</u>	<u>Count</u>	<u>Ratio</u>
Strongly Agree	11	18.0%
Agree	43	70.5%
Disagree	3	4.9%
No Opinion	4	6.6%
No Response to This Item	2	
Response Total:	61	96.8%

20. Homework assignments consist of things that teachers cover in class with students.

<u>Opinion</u>	<u>Count</u>	<u>Ratio</u>
Strongly Agree	15	24.2%
Agree	40	64.5%
No Opinion	7	11.3%
No Response to This Item	1	
Response Total:	62	98.4%

21. Student work is graded fairly and equitably.

<u>Opinion</u>	<u>Count</u>	<u>Ratio</u>
Strongly Agree	19	31.1%
Agree	35	57.4%
Disagree	2	3.3%
No Opinion	5	8.2%
No Response to This Item	2	
Response Total:	61	96.8%

22. Students are expected to do good work at this school.

<u>Opinion</u>	<u>Count</u>	<u>Ratio</u>
Strongly Agree	29	47.5%
Agree	29	47.5%
Disagree	2	3.3%
No Opinion	1	1.6%
No Response to This Item	2	
Response Total:	61	96.8%

23. Students are provided challenging class work.

<u>Opinion</u>	<u>Count</u>	<u>Ratio</u>
Strongly Agree	20	32.3%
Agree	38	61.3%
Disagree	2	3.2%
No Opinion	2	3.2%
No Response to This Item	1	
Response Total:	62	98.4%

24. Students work diligently to make good grades at this school.

<u>Opinion</u>	<u>Count</u>	<u>Ratio</u>
Strongly Agree	7	11.5%
Agree	35	57.4%
Disagree	18	29.5%
No Opinion	1	1.6%
No Response to This Item	2	
Response Total:	61	96.8%

25. There are enough materials and supplies at this school.

<u>Opinion</u>	<u>Count</u>	<u>Ratio</u>
Strongly Agree	1	1.6%
Agree	20	32.8%
Disagree	32	52.5%
Strongly Disagree	6	9.8%
No Opinion	2	3.3%
No Response to This Item	2	
Response Total:	61	96.8%

26. Someone at this school provides students with assistance when they are having trouble with class or homework.

<u>Opinion</u>	<u>Count</u>	<u>Ratio</u>
Strongly Agree	15	24.2%
Agree	43	69.4%
Disagree	2	3.2%
No Opinion	2	3.2%
No Response to This Item	1	
Response Total:	62	98.4%

27. Tests measure what teachers have taught in their class.

<u>Opinion</u>	<u>Count</u>	<u>Ratio</u>
Strongly Agree	15	24.2%
Agree	35	56.5%
Disagree	5	8.1%
No Opinion	7	11.3%
No Response to This Item	1	
Response Total:	62	98.4%

28. Arts Education (Ex. Music, Drama, Art, etc.) is an important part of the curriculum.

<u>Opinion</u>	<u>Count</u>	<u>Ratio</u>
Strongly Agree	28	45.2%
Agree	30	48.4%
Disagree	1	1.6%
No Opinion	3	4.8%
No Response to This Item	1	
Response Total:	62	98.4%

29. Foreign Language should be part of the curriculum for grades K-12.

<u>Opinion</u>	<u>Count</u>	<u>Ratio</u>
Strongly Agree	25	41.0%
Agree	32	52.5%
Disagree	4	6.6%
No Response to This Item	2	
Response Total:	61	96.8%

30. Graduation requirements have been distributed and explained to students, parents, and staff members.

<u>Opinion</u>	<u>Count</u>	<u>Ratio</u>
Strongly Agree	28	45.9%
Agree	29	47.5%
Disagree	2	3.3%
No Opinion	2	3.3%
No Response to This Item	2	
Response Total:	61	96.8%

31. Students are provided guidance and information about course selections and graduation requirements.

<u>Opinion</u>	<u>Count</u>	<u>Ratio</u>
Strongly Agree	24	38.7%
Agree	34	54.8%
Strongly Disagree	1	1.6%
No Opinion	3	4.8%
No Response to This Item	1	
Response Total:	62	98.4%

32. This school has provided opportunities to prepare students for the SAT, ACT, or PSAT.

<u>Opinion</u>	<u>Count</u>	<u>Ratio</u>
Strongly Agree	25	40.3%
Agree	29	46.8%
Disagree	3	4.8%
No Opinion	5	8.1%
No Response to This Item	1	
Response Total:	62	98.4%

Communication and Parent/Guardian Involvement

33. Parents/guardians volunteer to help in school.

<u>Opinion</u>	<u>Count</u>	<u>Ratio</u>
Strongly Agree	3	4.8%
Agree	28	45.2%
Disagree	22	35.5%
Strongly Disagree	6	9.7%
No Opinion	3	4.8%
No Response to This Item	1	
Response Total:	62	98.4%

34. This school lets parents/guardians know how their child(ren) are doing on a regular basis.

<u>Opinion</u>	<u>Count</u>	<u>Ratio</u>
Strongly Agree	15	24.2%
Agree	43	69.4%
Disagree	3	4.8%
No Opinion	1	1.6%
No Response to This Item	1	
Response Total:	62	98.4%

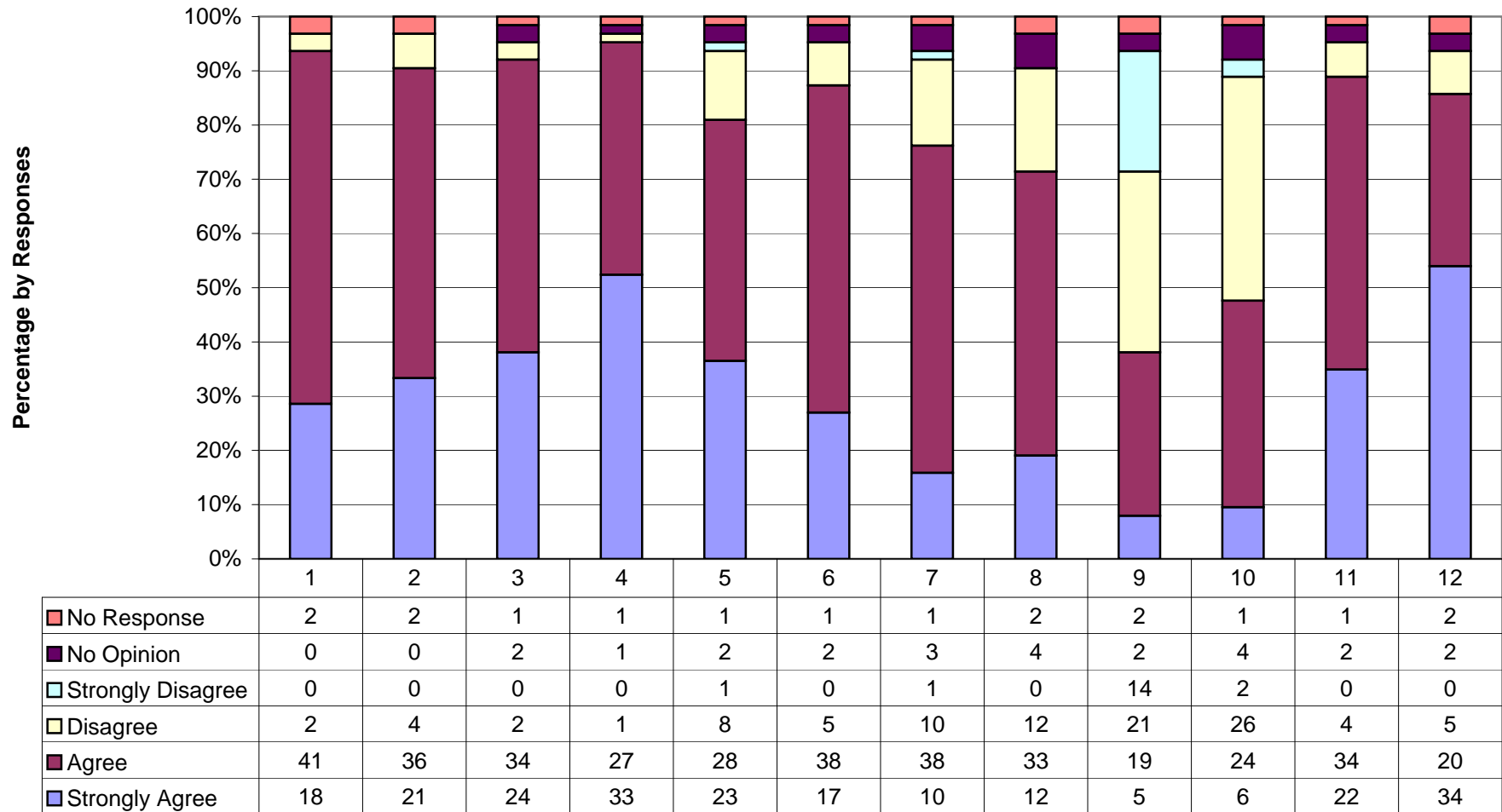
35. Parents/guardians like to visit this school.

<u>Opinion</u>	<u>Count</u>	<u>Ratio</u>
Strongly Agree	7	11.3%
Agree	38	61.3%
Disagree	9	14.5%
Strongly Disagree	1	1.6%
No Opinion	7	11.3%
No Response to This Item	1	
Response Total:	62	98.4%

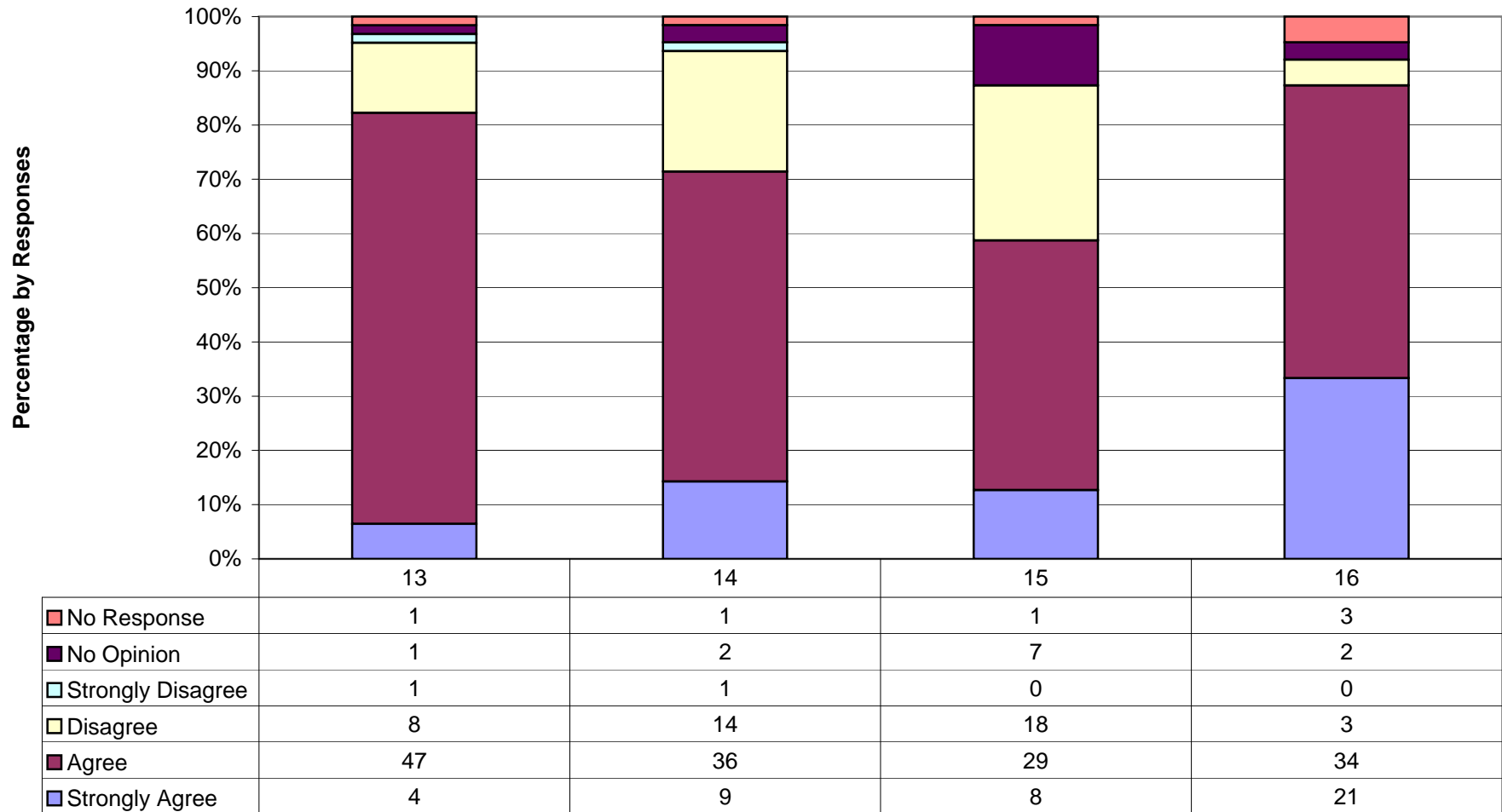
36. Parents/guardians are provided timely information of school events as well as other activities related to this school.

<u>Opinion</u>	<u>Count</u>	<u>Ratio</u>
Strongly Agree	19	31.1%
Agree	39	63.9%
Disagree	2	3.3%
No Opinion	1	1.6%
No Response to This Item	2	
Response Total:	61	96.8%

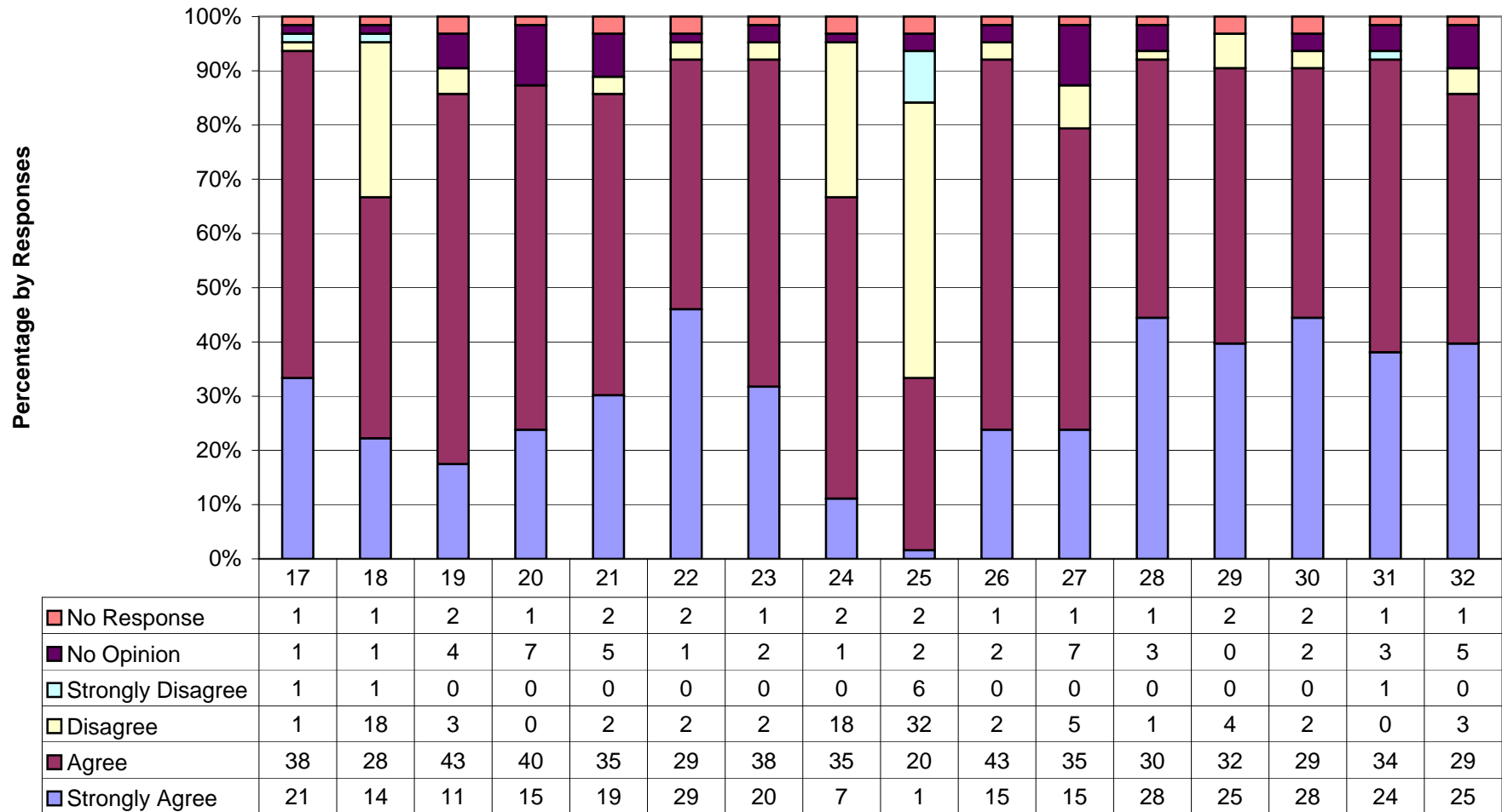
**East Columbus High School: SACS-CASI/School Improvement
Staff Survey Results
Expectations and School Climate
December 15, 2006**



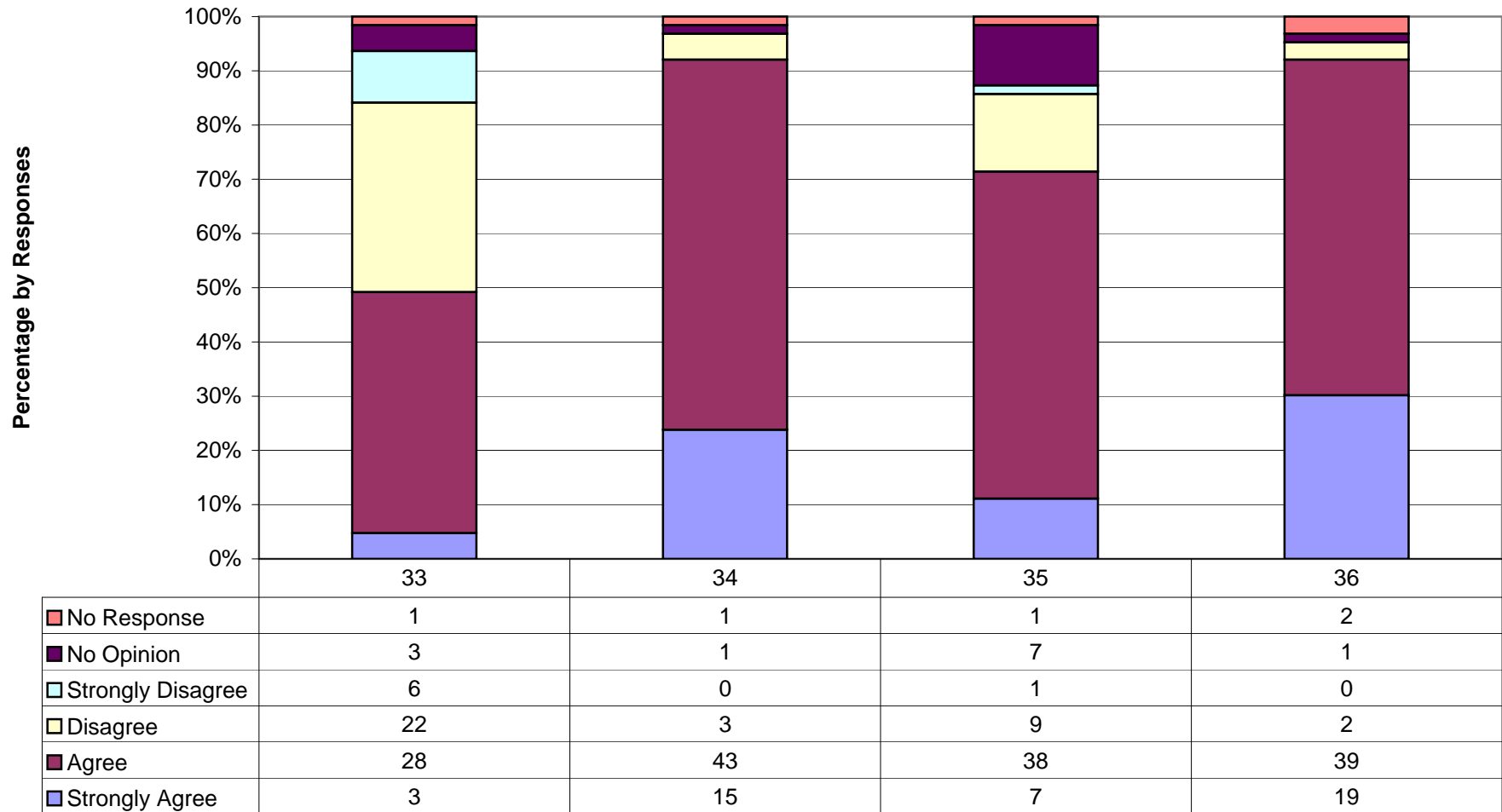
**East Columbus High School: SACS-CASI/School Improvement
Staff Survey Results
Discipline
December 15, 2006**



**East Columbus High School: SACS-CASI/School Improvement
Staff Survey Results
Effective Instruction
December 15, 2006**

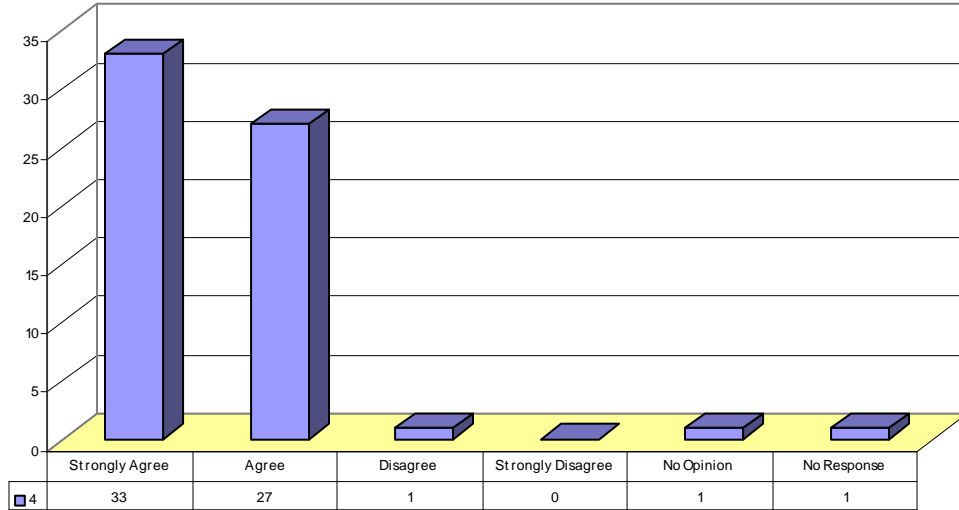


**East Columbus High School: SACS-CASI/School Improvement
Staff Survey Results
Communication and Parent/Guardian Involvement
December 15, 2006**

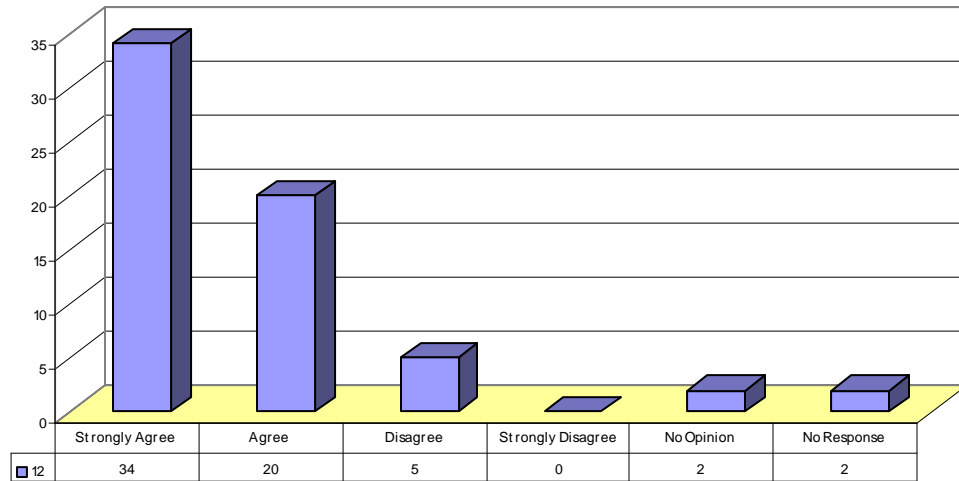


Strengths – Staff Survey

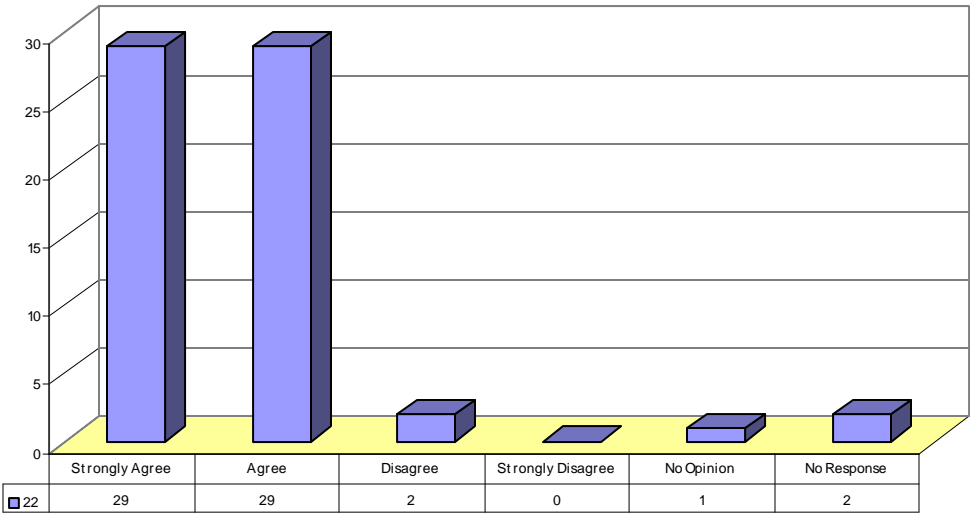
Item 4 Responses: The principal knows what is going on in classes.



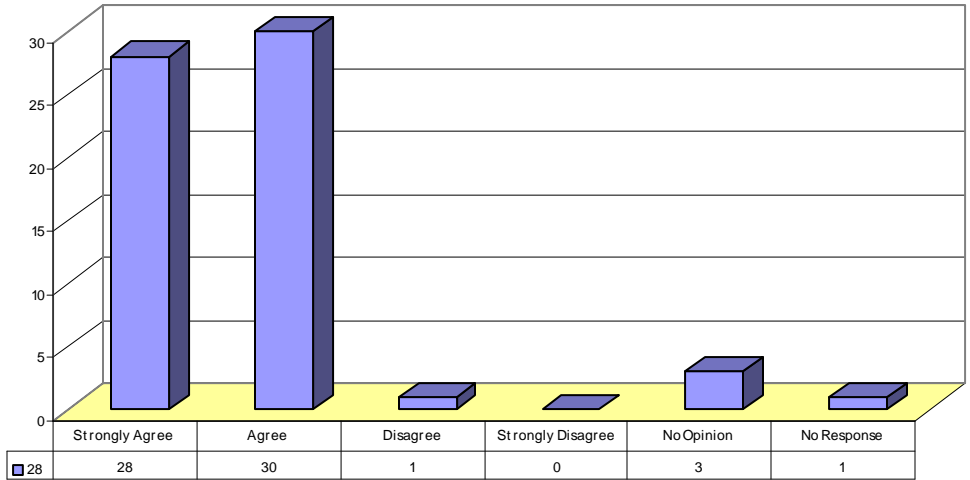
Item 12 Responses: All students have an equal opportunity to participate in activities (clubs, musical groups, athletics, etc.).



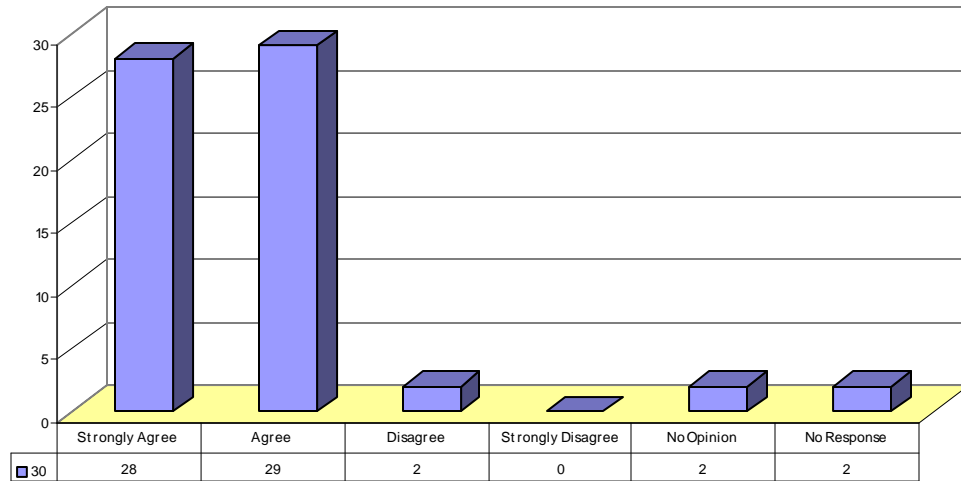
Item 22 Responses: Students are expected to do good work at this school.



Item 28 Responses: Arts Education (Ex. Music, Drama, Art, etc.) is an important part of the curriculum.

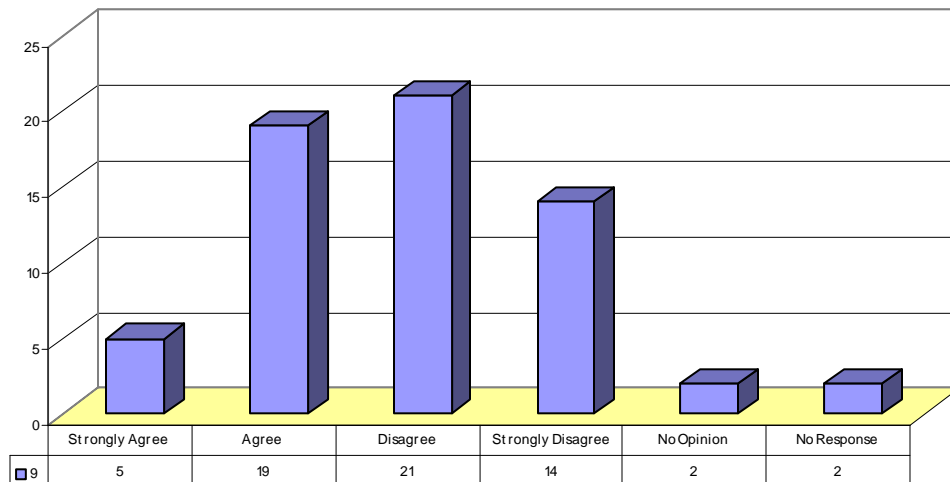


Item 30 Responses: Graduation requirements have been distributed and explained to students, parents, and staff members.

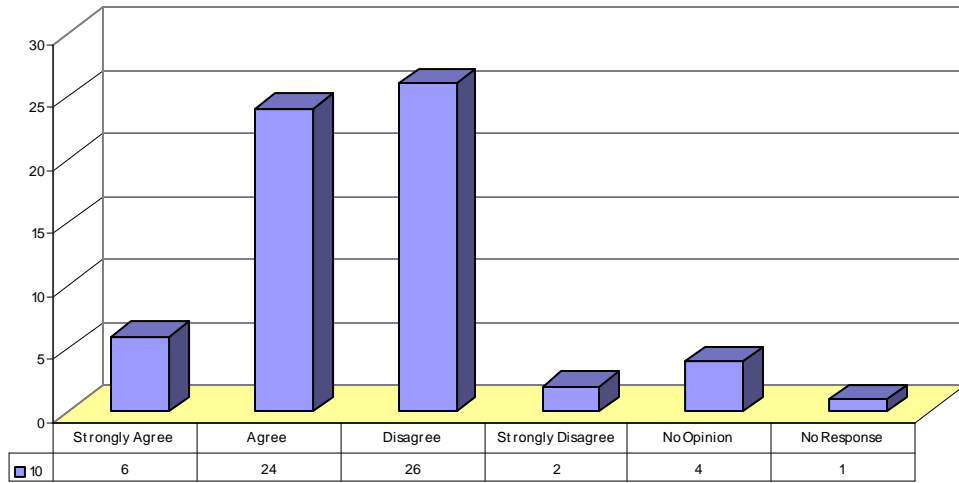


Weaknesses – Staff Survey

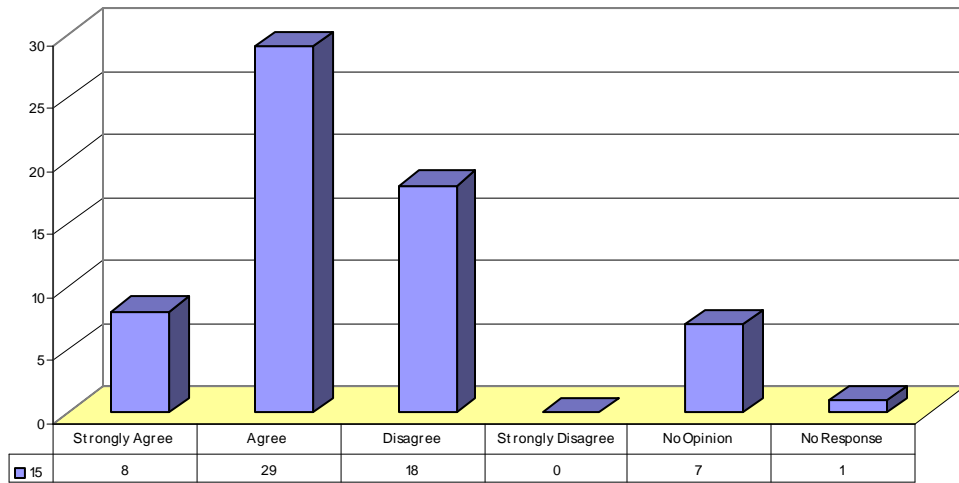
Item 9 Responses: Tobacco use on campus is NOT widespread among students who attend this school.



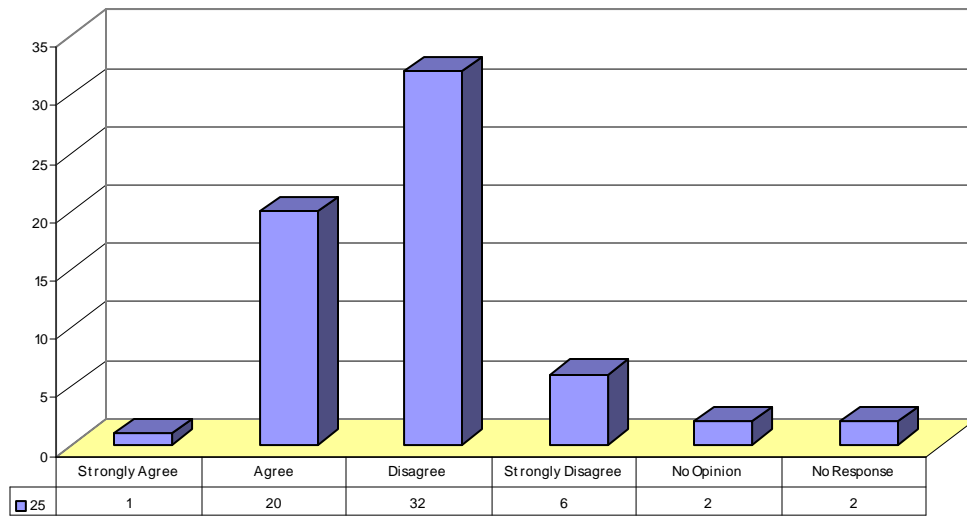
Item 10 Responses: Drug use on campus is NOT a serious problem among students who attend this school.



Item 15 Responses: Students are taught strategies on how to avoid fights and arguments in school.



Item 25 Responses: There are enough materials and supplies at this school.



Item 33 Responses: Parents/guardians volunteer to help in school.

