

---

***Columbus County Schools  
District SACS-CASI/School Improvement  
Staff Survey -- District-wide Report  
December 15, 2006***

---

**714 Respondents**

Responses by School

<u>School</u>	<u>Count</u>	<u>Ratio</u>
Acme Delco Elementary	26	3.6%
Acme Delco Middle	19	2.7%
Boys and Girls Home	10	1.4%
Central Office	4	0.6%
Cerro Gordo	35	4.9%
Chadbourn Elementary	42	5.9%
Chadbourn Middle	38	5.3%
East Columbus High	63	8.8%
Evergreen Elementary	28	3.9%
Fair Bluff Elementary	20	2.8%
Guideway Elementary	23	3.2%
Hallsboro Middle	23	3.2%
Hallsboro-Artesia Elementary	56	7.8%
Nakina Alternative	13	1.8%
Old Dock Elementary	47	6.6%
Southeastern Early College High School	4	0.6%
South Columbus High	62	8.7%
Tabor City Elementary	66	9.2%
Tabor City Middle	28	3.9%
West Columbus High	59	8.3%
Williams Township Elementary	48	6.7%
Response Total:	714	100.0%

Responses by Employee Type

<u>Opinion</u>	<u>Count</u>	<u>Ratio</u>
Certified	569	79.7%
Classified	145	20.3%
Response Total:	714	100.0%

### Responses by Gender

<u>Opinion</u>	<u>Count</u>	<u>Ratio</u>
Male	143	20.0%
Female	571	80.0%
Response Total:	714	100.0%

### Responses by Ethnicity

<u>Opinion</u>	<u>Count</u>	<u>Ratio</u>
American Indian	24	3.4%
Black	123	17.2%
Hispanic	4	0.6%
Multi-racial	2	0.3%
Other	24	3.4%
White	537	75.2%
Response Total:	714	100.0%

### Overall grade given this school

<u>Opinion</u>	<u>Count</u>	<u>Ratio</u>
No Response to this Item	11	
A	359	51.1%
B	259	36.8%
C	75	10.7%
D	7	1.0%
F	3	0.4%
Response Total:	703	98.5%

### Overall grade given this school school district

<u>Opinion</u>	<u>Count</u>	<u>Ratio</u>
No Response to this Item	9	
A	198	28.1%
B	347	49.2%
C	141	20.0%
D	16	2.3%
F	3	0.4%
Response Total:	705	98.7%

## **Expectations and School Climate**

01. Students feel safe at this school.

<u>Opinion</u>	<u>Count</u>	<u>Ratio</u>
Strongly Agree	297	41.8%
Agree	385	54.1%
Disagree	21	3.0%
Strongly Disagree	2	0.3%
No Opinion	6	0.8%
No Response to This Item	3	
Response Total:	711	99.6%

02. Teachers utilize class time in an effective manner.

<u>Opinion</u>	<u>Count</u>	<u>Ratio</u>
Strongly Agree	291	41.0%
Agree	392	55.2%
Disagree	16	2.3%
Strongly Disagree	2	0.3%
No Opinion	9	1.3%
No Response to This Item	4	
Response Total:	710	99.4%

03. Adults treat students with respect in this school.

<u>Opinion</u>	<u>Count</u>	<u>Ratio</u>
Strongly Agree	294	41.4%
Agree	382	53.8%
Disagree	18	2.5%
No Opinion	16	2.3%
No Response to This Item	4	
Response Total:	710	99.4%

04. The principal knows what is going on in classes.

<u>Opinion</u>	<u>Count</u>	<u>Ratio</u>
Strongly Agree	336	47.5%
Agree	320	45.2%
Disagree	27	3.8%
Strongly Disagree	4	0.6%
No Opinion	21	3.0%
No Response to This Item	6	
Response Total:	708	99.2%

05. All staff members care about what happens to the students.

<u>Opinion</u>	<u>Count</u>	<u>Ratio</u>
Strongly Agree	267	37.9%
Agree	350	49.7%
Disagree	61	8.7%
Strongly Disagree	5	0.7%
No Opinion	21	3.0%
No Response to This Item	10	
Response Total:	704	98.6%

06. Teachers at this school enjoy teaching.

<u>Opinion</u>	<u>Count</u>	<u>Ratio</u>
Strongly Agree	204	28.9%
Agree	437	61.8%
Disagree	35	5.0%
Strongly Disagree	3	0.4%
No Opinion	28	4.0%
No Response to This Item	7	
Response Total:	707	99.0%

07. Bullying is NOT a problem at this school.

<u>Opinion</u>	<u>Count</u>	<u>Ratio</u>
Strongly Agree	119	16.9%
Agree	383	54.2%
Disagree	142	20.1%
Strongly Disagree	24	3.4%
No Opinion	38	5.4%
No Response to This Item	8	
Response Total:	706	98.9%

08. Alcohol use on campus is NOT widespread among students who attend this school.

<u>Opinion</u>	<u>Count</u>	<u>Ratio</u>
Strongly Agree	374	52.7%
Agree	277	39.0%
Disagree	24	3.4%
Strongly Disagree	5	0.7%
No Opinion	30	4.2%
No Response to This Item	4	
Response Total:	710	99.4%

09. Tobacco use on campus is NOT widespread among students who attend this school.

<u>Opinion</u>	<u>Count</u>	<u>Ratio</u>
Strongly Agree	325	45.8%
Agree	238	33.5%
Disagree	80	11.3%
Strongly Disagree	41	5.8%
No Opinion	26	3.7%
No Response to This Item	4	
Response Total:	710	99.4%

10. Drug use on campus is NOT a serious problem among students who attend this school.

<u>Opinion</u>	<u>Count</u>	<u>Ratio</u>
Strongly Agree	316	44.6%
Agree	260	36.7%
Disagree	84	11.9%
Strongly Disagree	11	1.6%
No Opinion	37	5.2%
No Response to This Item	6	
Response Total:	708	99.2%

11. My school allows me to have input on decisions affecting instructional practices and/or programs.

<u>Opinion</u>	<u>Count</u>	<u>Ratio</u>
Strongly Agree	212	29.9%
Agree	376	53.0%
Disagree	66	9.3%
Strongly Disagree	12	1.7%
No Opinion	43	6.1%
No Response to This Item	5	
Response Total:	709	99.3%

12. All students have an equal opportunity to participate in activities (clubs, musical groups, athletics, etc.).

<u>Opinion</u>	<u>Count</u>	<u>Ratio</u>
Strongly Agree	308	43.3%
Agree	336	47.3%
Disagree	29	4.1%
Strongly Disagree	3	0.4%
No Opinion	35	4.9%
No Response to This Item	3	
Response Total:	711	99.6%

## **Discipline**

13. Students are well behaved at this school.

<u>Opinion</u>	<u>Count</u>	<u>Ratio</u>
Strongly Agree	133	18.8%
Agree	423	59.7%
Disagree	112	15.8%
Strongly Disagree	23	3.2%
No Opinion	18	2.5%
No Response to This Item	5	
Response Total:	709	99.3%

14. Staff members are consistent with enforcing rules and using appropriate measures when rules are broken.

<u>Opinion</u>	<u>Count</u>	<u>Ratio</u>
Strongly Agree	192	27.1%
Agree	392	55.4%
Disagree	95	13.4%
Strongly Disagree	16	2.3%
No Opinion	13	1.8%
No Response to This Item	6	
Response Total:	708	99.2%

15. Students are taught strategies on how to avoid fights and arguments in school.

<u>Opinion</u>	<u>Count</u>	<u>Ratio</u>
Strongly Agree	131	18.5%
Agree	397	55.9%
Disagree	111	15.6%
Strongly Disagree	5	0.7%
No Opinion	66	9.3%
No Response to This Item	4	
Response Total:	710	99.4%

16. Rules are fair at this school.

<u>Opinion</u>	<u>Count</u>	<u>Ratio</u>
Strongly Agree	252	35.5%
Agree	409	57.7%
Disagree	27	3.8%
Strongly Disagree	6	0.8%
No Opinion	15	2.1%
No Response to This Item	5	
Response Total:	709	99.3%

## **Effective Instruction**

17. Teachers utilize a variety of instructional techniques to meet the needs of students.

<u>Opinion</u>	<u>Count</u>	<u>Ratio</u>
Strongly Agree	261	36.9%
Agree	397	56.2%
Disagree	29	4.1%
Strongly Disagree	1	0.1%
No Opinion	19	2.7%
No Response to This Item	7	
Response Total:	707	99.0%

18. In classes, students spend time using computers or other technology.

<u>Opinion</u>	<u>Count</u>	<u>Ratio</u>
Strongly Agree	189	26.7%
Agree	398	56.2%
Disagree	88	12.4%
Strongly Disagree	8	1.1%
No Opinion	25	3.5%
No Response to This Item	6	
Response Total:	708	99.2%

19. In classes, students learn about things interesting to them.

<u>Opinion</u>	<u>Count</u>	<u>Ratio</u>
Strongly Agree	144	20.4%
Agree	453	64.1%
Disagree	58	8.2%
No Opinion	52	7.4%
No Response to This Item	7	
Response Total:	707	99.0%

20. Homework assignments consist of things that teachers cover in class with students.

<u>Opinion</u>	<u>Count</u>	<u>Ratio</u>
Strongly Agree	242	34.1%
Agree	390	55.0%
Disagree	10	1.4%
Strongly Disagree	1	0.1%
No Opinion	66	9.3%
No Response to This Item	5	
Response Total:	709	99.3%

21. Student work is graded fairly and equitably.

<u>Opinion</u>	<u>Count</u>	<u>Ratio</u>
Strongly Agree	277	39.1%
Agree	379	53.5%
Disagree	7	1.0%
No Opinion	45	6.4%
No Response to This Item	6	
Response Total:	708	99.2%

22. Students are expected to do good work at this school.

<u>Opinion</u>	<u>Count</u>	<u>Ratio</u>
Strongly Agree	371	52.9%
Agree	316	45.1%
Disagree	10	1.4%
Strongly Disagree	1	0.1%
No Opinion	3	0.4%
No Response to This Item	13	
Response Total:	701	98.2%

23. Students are provided challenging class work.

<u>Opinion</u>	<u>Count</u>	<u>Ratio</u>
Strongly Agree	251	35.5%
Agree	409	57.8%
Disagree	22	3.1%
No Opinion	26	3.7%
No Response to This Item	6	
Response Total:	708	99.2%

24. Students work diligently to make good grades at this school.

<u>Opinion</u>	<u>Count</u>	<u>Ratio</u>
Strongly Agree	109	15.5%
Agree	380	54.0%
Disagree	156	22.2%
Strongly Disagree	20	2.8%
No Opinion	39	5.5%
No Response to This Item	10	
Response Total:	704	98.6%



25. There are enough materials and supplies at this school.

<u>Opinion</u>	<u>Count</u>	<u>Ratio</u>
Strongly Agree	104	14.7%
Agree	291	41.0%
Disagree	238	33.6%
Strongly Disagree	59	8.3%
No Opinion	17	2.4%
No Response to This Item	5	
Response Total:	709	99.3%

26. Someone at this school provides students with assistance when they are having trouble with class or homework.

<u>Opinion</u>	<u>Count</u>	<u>Ratio</u>
Strongly Agree	179	25.3%
Agree	448	63.4%
Disagree	30	4.2%
Strongly Disagree	7	1.0%
No Opinion	43	6.1%
No Response to This Item	7	
Response Total:	707	99.0%

27. Tests measure what teachers have taught in their class.

<u>Opinion</u>	<u>Count</u>	<u>Ratio</u>
Strongly Agree	210	29.7%
Agree	401	56.6%
Disagree	37	5.2%
Strongly Disagree	5	0.7%
No Opinion	55	7.8%
No Response to This Item	6	
Response Total:	708	99.2%

28. Arts Education (Ex. Music, Drama, Art, etc.) is an important part of the curriculum.

<u>Opinion</u>	<u>Count</u>	<u>Ratio</u>
Strongly Agree	276	38.8%
Agree	347	48.8%
Disagree	48	6.8%
Strongly Disagree	11	1.5%
No Opinion	29	4.1%
No Response to This Item	3	
Response Total:	711	99.6%

29. Foreign Language should be part of the curriculum for grades K-12.

<u>Opinion</u>	<u>Count</u>	<u>Ratio</u>
Strongly Agree	250	35.2%
Agree	324	45.6%
Disagree	64	9.0%
Strongly Disagree	24	3.4%
No Opinion	49	6.9%
No Response to This Item	3	
Response Total:	711	99.6%

30. Graduation requirements have been distributed and explained to students, parents, and staff members.

<u>Opinion</u>	<u>Count</u>	<u>Ratio</u>
Strongly Agree	193	27.4%
Agree	311	44.2%
Disagree	24	3.4%
Strongly Disagree	1	0.1%
No Opinion	175	24.9%
No Response to This Item	10	
Response Total:	704	98.6%

31. Students are provided guidance and information about course selections and graduation requirements.

<u>Opinion</u>	<u>Count</u>	<u>Ratio</u>
Strongly Agree	174	24.8%
Agree	309	44.0%
Disagree	20	2.8%
Strongly Disagree	2	0.3%
No Opinion	198	28.2%
No Response to This Item	11	
Response Total:	703	98.5%

32. This school has provided opportunities to prepare students for the SAT, ACT, or PSAT.

<u>Opinion</u>	<u>Count</u>	<u>Ratio</u>
Strongly Agree	129	18.2%
Agree	249	35.2%
Disagree	50	7.1%
Strongly Disagree	3	0.4%
No Opinion	276	39.0%
No Response to This Item	7	
Response Total:	707	99.0%

## **Communication and Parent/Guardian Involvement**

33. Parents/guardians volunteer to help in school.

<u>Opinion</u>	<u>Count</u>	<u>Ratio</u>
Strongly Agree	165	23.3%
Agree	375	52.9%
Disagree	106	15.0%
Strongly Disagree	25	3.5%
No Opinion	38	5.4%
No Response to This Item	5	
Response Total:	709	99.3%

34. This school lets parents/guardians know how their child(ren) are doing on a regular basis.

<u>Opinion</u>	<u>Count</u>	<u>Ratio</u>
Strongly Agree	317	44.5%
Agree	369	51.8%
Disagree	10	1.4%
No Opinion	17	2.4%
No Response to This Item	1	
Response Total:	713	99.9%

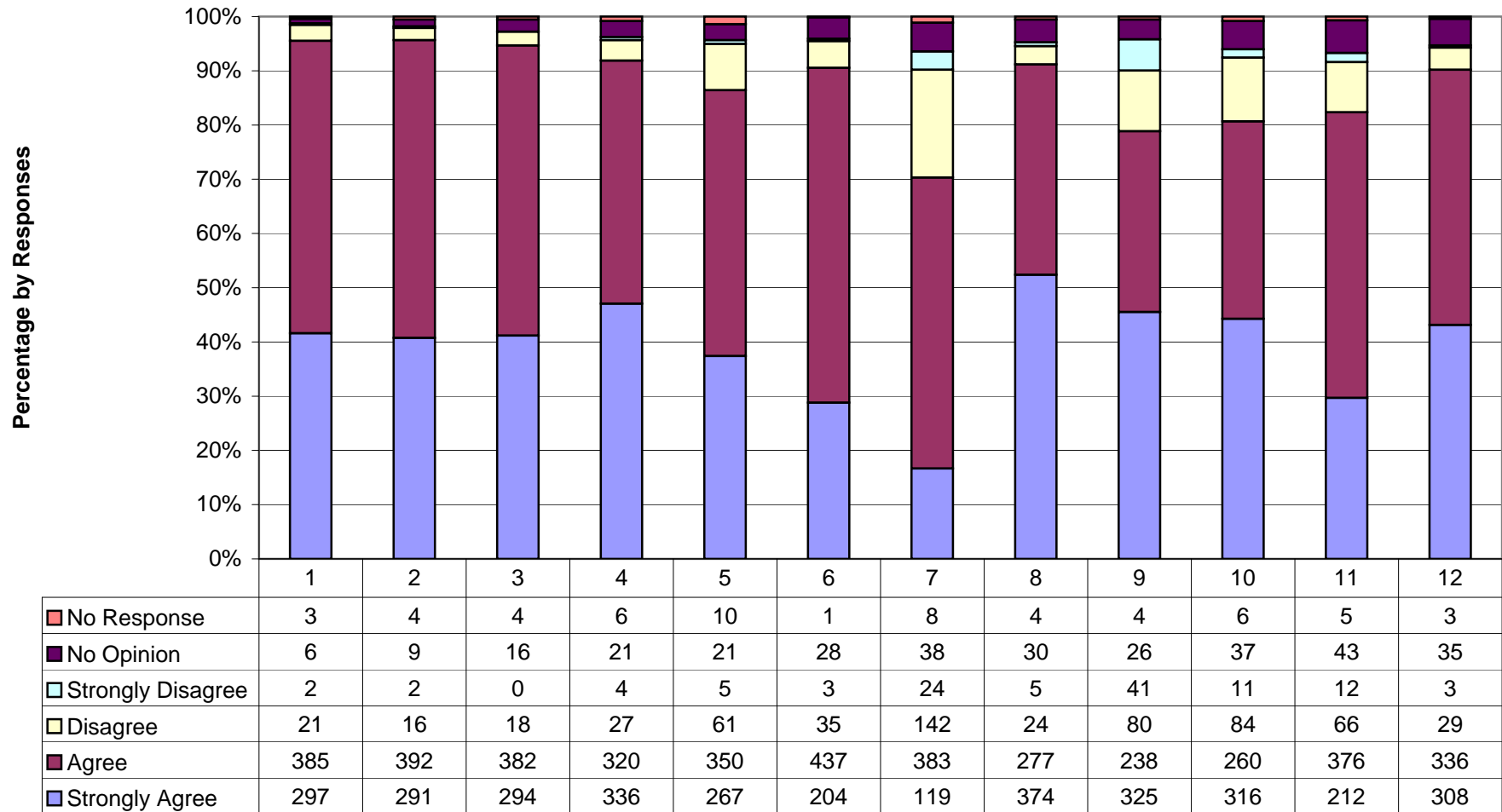
35. Parents/guardians like to visit this school.

<u>Opinion</u>	<u>Count</u>	<u>Ratio</u>
Strongly Agree	186	26.2%
Agree	364	51.3%
Disagree	81	11.4%
Strongly Disagree	12	1.7%
No Opinion	66	9.3%
No Response to This Item	5	
Response Total:	709	99.3%

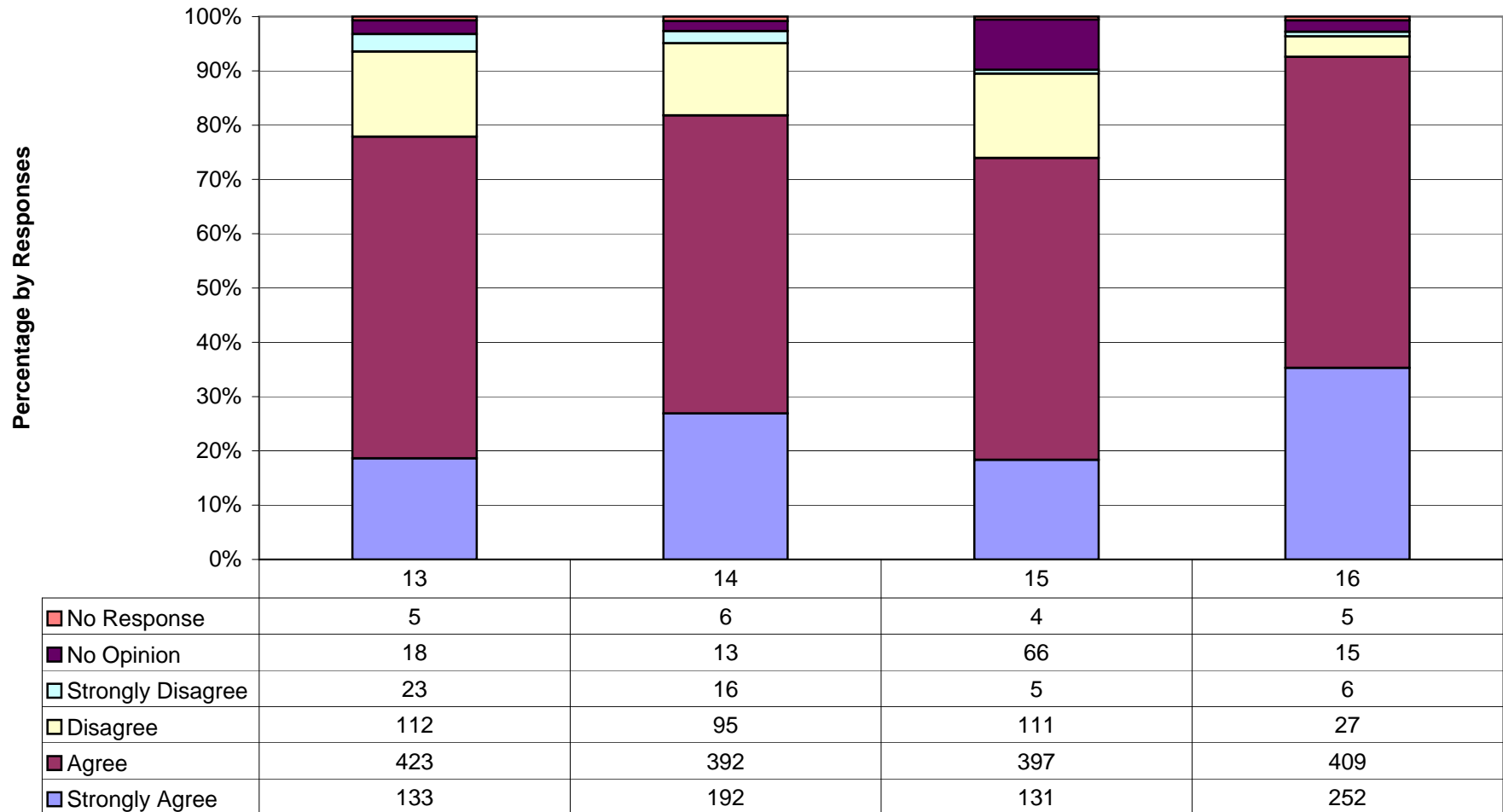
36. Parents/guardians are provided timely information of school events as well as other activities related to this school.

<u>Opinion</u>	<u>Count</u>	<u>Ratio</u>
Strongly Agree	310	43.8%
Agree	373	52.8%
Disagree	10	1.4%
Strongly Disagree	3	0.4%
No Opinion	11	1.6%
No Response to This Item	7	
Response Total:	707	99.0%

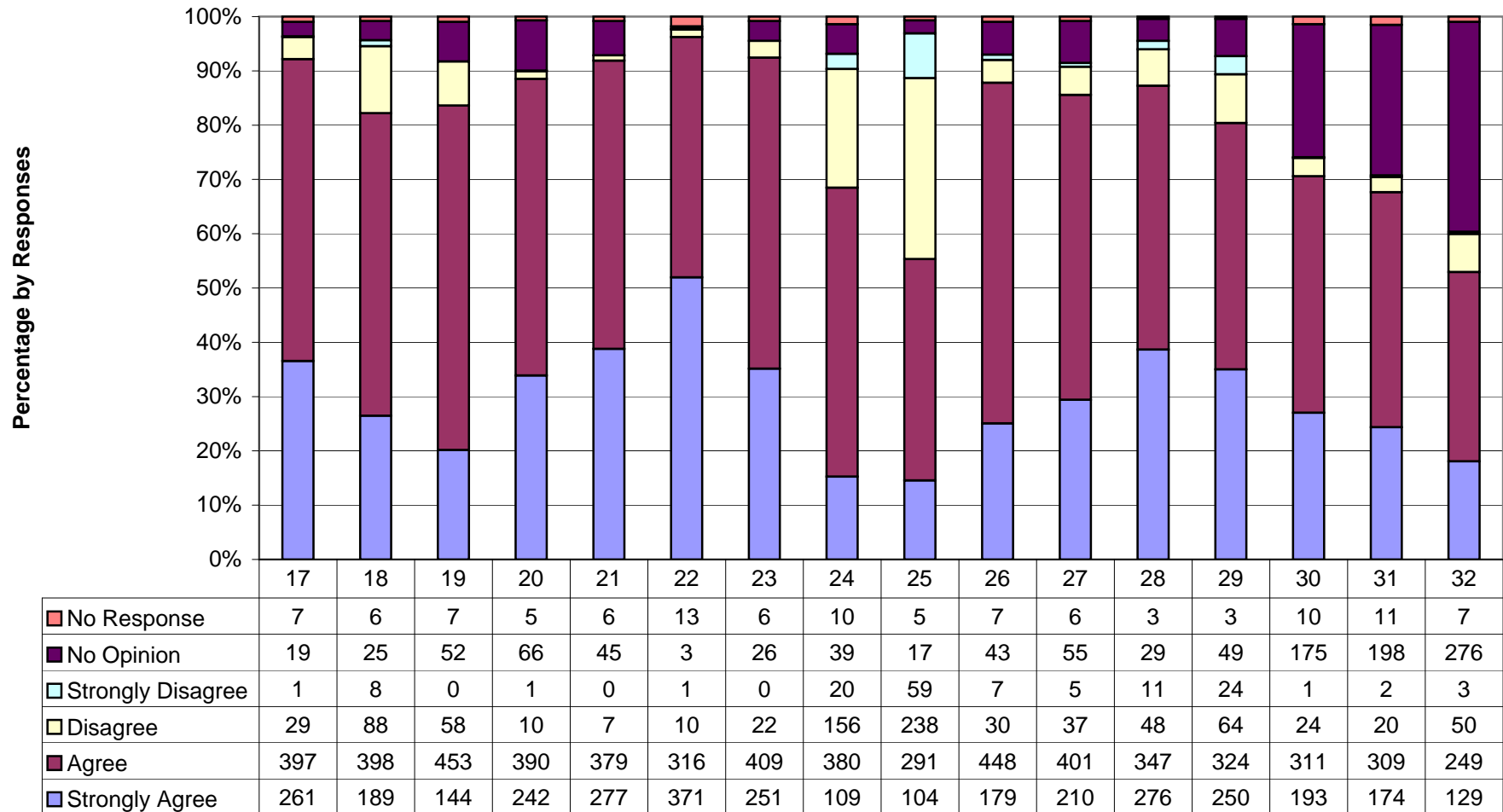
**Columbus County Schools: SACS-CASI/School Improvement  
Staff Survey Results  
Expectations and School Climate  
December 15, 2006**



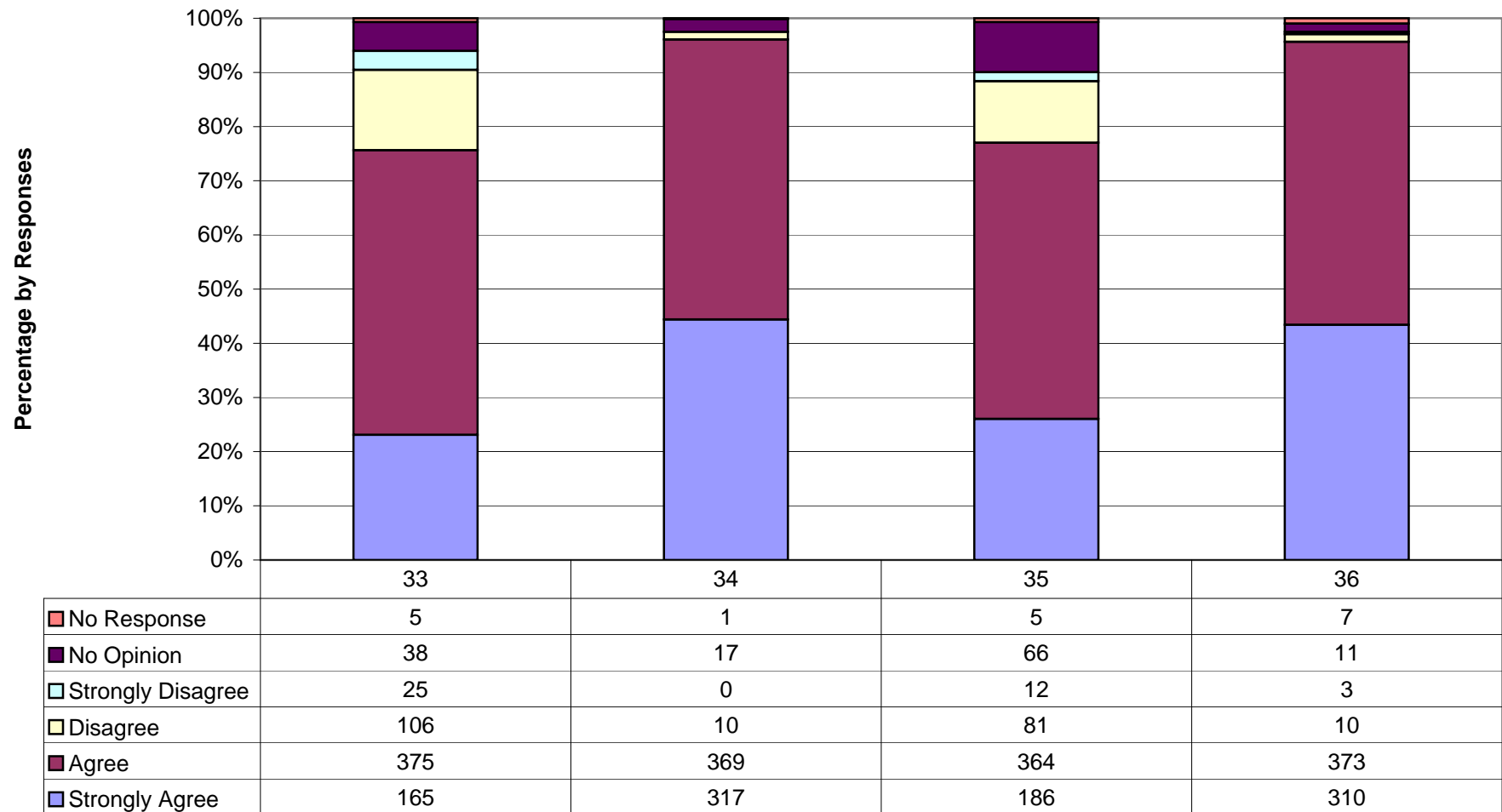
**Columbus County Schools: SACS-CASI/School Improvement  
Staff Survey Results  
Discipline  
December 15, 2006**



**Columbus County Schools: SACS-CASI/School Improvement  
Staff Survey Results  
Effective Instruction  
December 15, 2006**

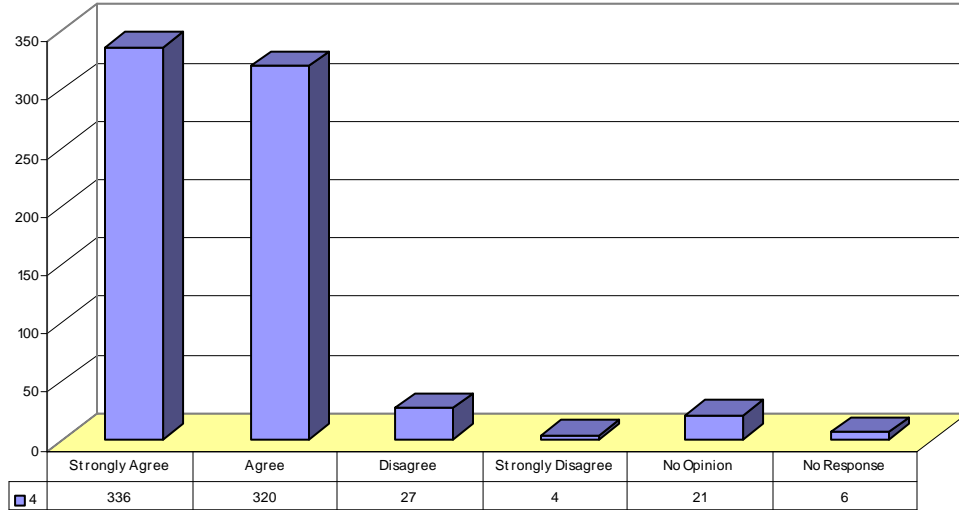


**Columbus County Schools: SACS-CASI/School Improvement  
Staff Survey Results  
Communication and Parent/Guardian Involvement  
December 15, 2006**

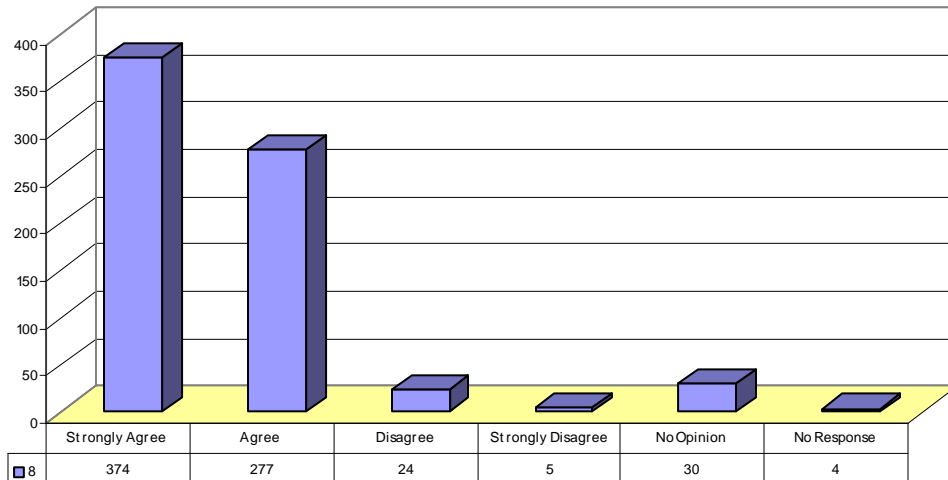


## Strengths – Staff Survey

**Item 4 Responses: The principal knows what is going on in classes.**

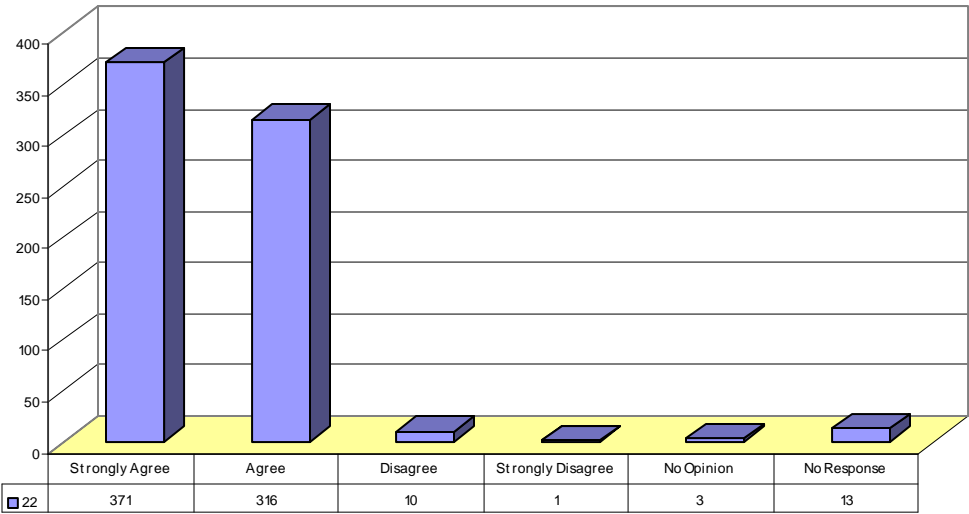


**Item 8 Responses: Alcohol use on campus is NOT widespread among students who attend this school.**

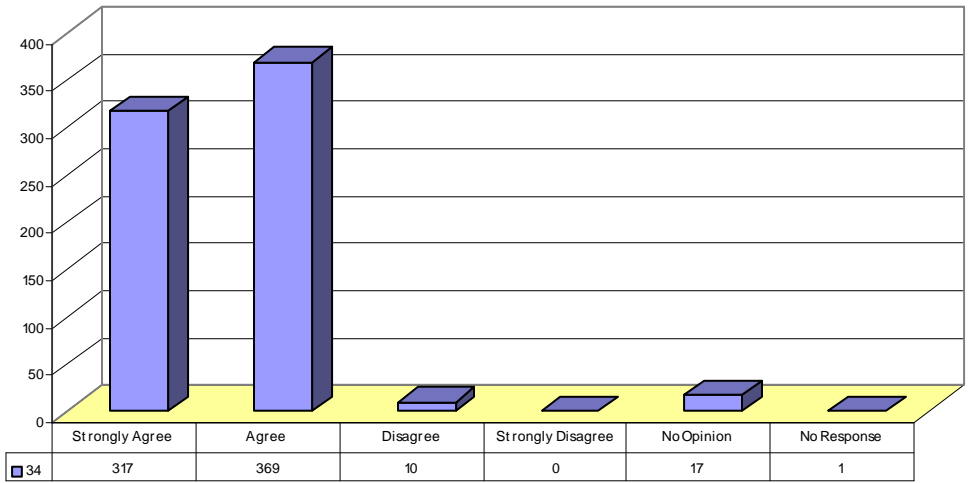




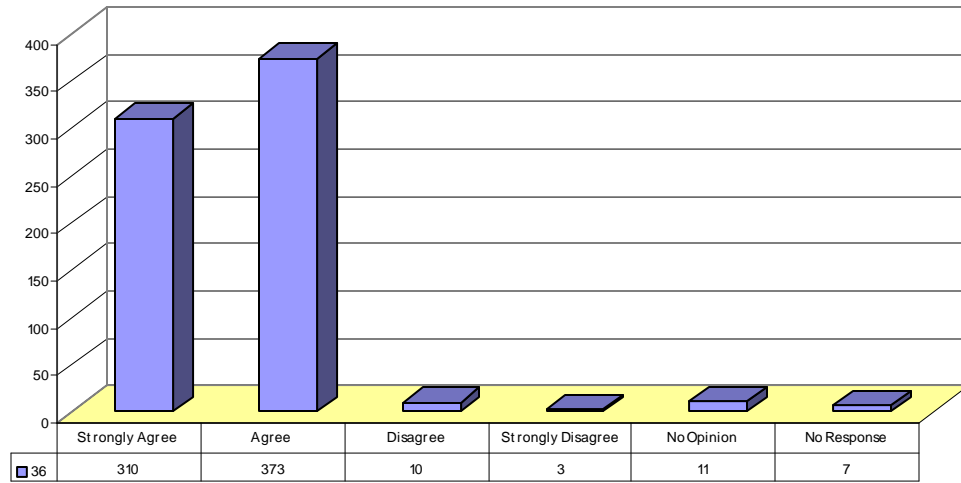
**Item 22 Responses: Students are expected to do good work at this school.**



**Item 34 Responses: This school lets parents/guardians know how their child(ren) are doing on a regular basis.**

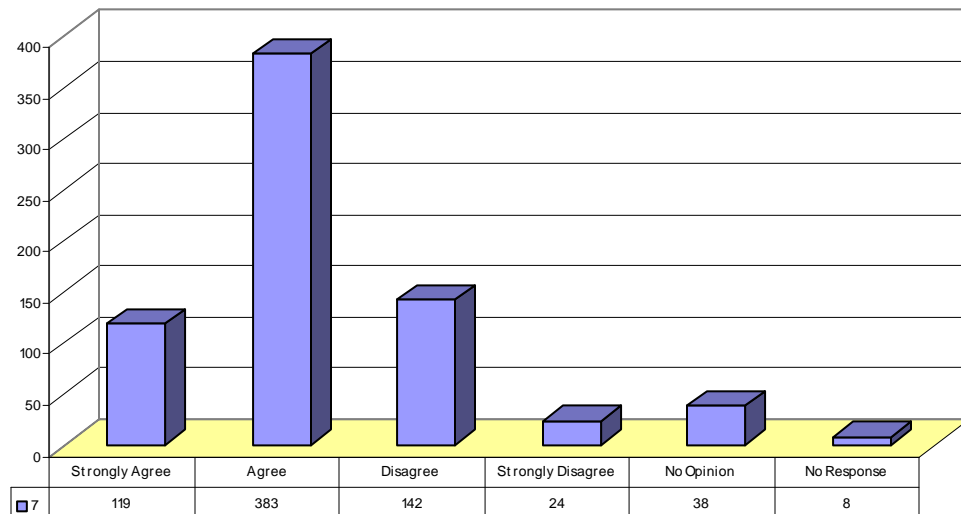


**Item 36 Responses: Parents/guardians are provided timely information of school events as well as other activities related to this school.**

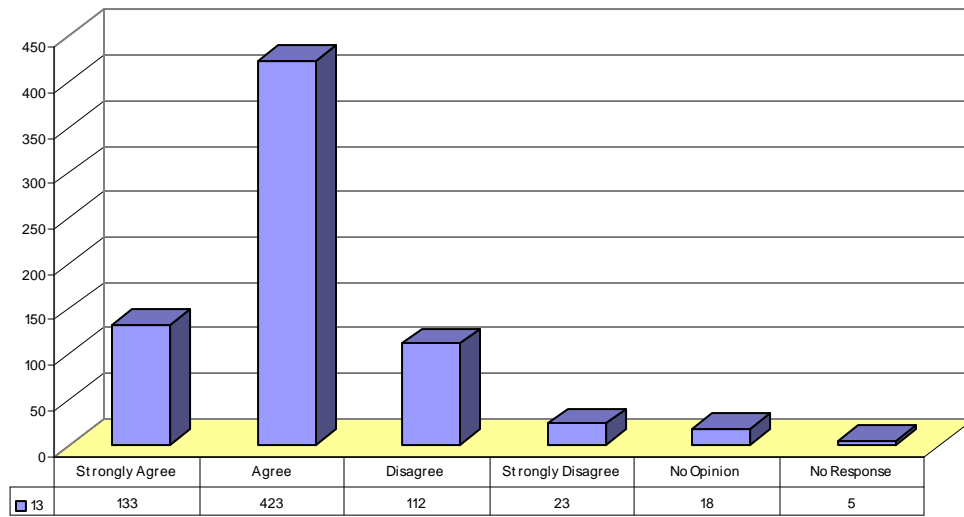


**Weaknesses – Staff Survey**

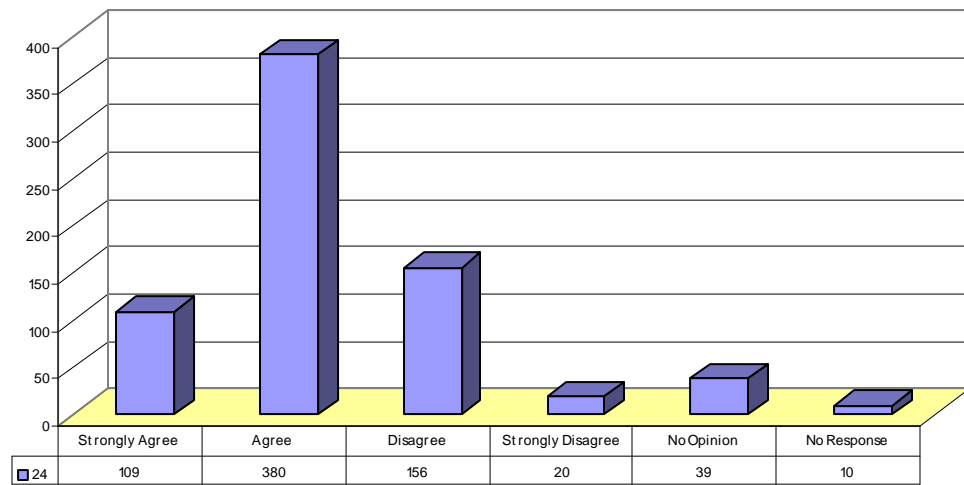
**Item 7 Responses: Bullying is NOT a problem at this school.**



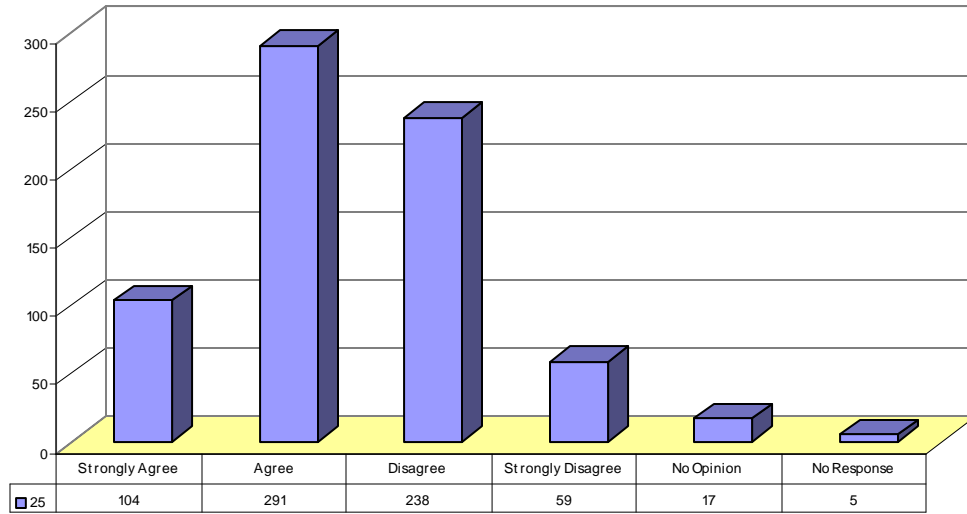
**Item 13 Responses: Students are well behaved at this school.**



**Item 24 Responses: Students work diligently to make good grades at this school.**



**Item 25 Responses: There are enough materials and supplies at this school.**



**Item 32 Responses: This school has provided opportunities to prepare students for the SAT, ACT, or PSAT.**

