
***Columbus County Schools
District SACS-CASI/School Improvement
Staff Survey -- Individual School Report
December 15, 2006***

35 Respondents

Responses by School

<u>School</u>	<u>Count</u>	<u>Ratio</u>
Cerro Gordo	35	100.0%
Response Total:	35	100.0%

Responses by Employee Type

<u>Opinion</u>	<u>Count</u>	<u>Ratio</u>
Certified	27	77.1%
Classified	8	22.9%
Response Total:	35	100.0%

Responses by Gender

<u>Opinion</u>	<u>Count</u>	<u>Ratio</u>
Male	2	5.7%
Female	33	94.3%
Response Total:	35	100.0%

Responses by Ethnicity

<u>Opinion</u>	<u>Count</u>	<u>Ratio</u>
Black	3	8.6%
Multi-racial	1	2.9%
Other	2	5.7%
White	29	82.9%
Response Total:	35	100.0%

Overall grade given this school

<u>Opinion</u>	<u>Count</u>	<u>Ratio</u>
A	16	45.7%
B	17	48.6%
C	2	5.7%
Response Total:	35	100.0%

Overall grade given this school school district

<u>Opinion</u>	<u>Count</u>	<u>Ratio</u>
A	7	20.0%
B	20	57.1%
C	8	22.9%
Response Total:	35	100.0%

Expectations and School Climate

01. Students feel safe at this school.

<u>Opinion</u>	<u>Count</u>	<u>Ratio</u>
Strongly Agree	13	37.1%
Agree	22	62.9%
Response Total:	35	100.0%

02. Teachers utilize class time in an effective manner.

<u>Opinion</u>	<u>Count</u>	<u>Ratio</u>
Strongly Agree	14	40.0%
Agree	20	57.1%
Disagree	1	2.9%
Response Total:	35	100.0%

03. Adults treat students with respect in this school.

<u>Opinion</u>	<u>Count</u>	<u>Ratio</u>
Strongly Agree	11	31.4%
Agree	23	65.7%
No Opinion	1	2.9%
Response Total:	35	100.0%

04. The principal knows what is going on in classes.

<u>Opinion</u>	<u>Count</u>	<u>Ratio</u>
Strongly Agree	14	40.0%
Agree	20	57.1%
No Opinion	1	2.9%
Response Total:	35	100.0%

05. All staff members care about what happens to the students.

<u>Opinion</u>	<u>Count</u>	<u>Ratio</u>
Strongly Agree	12	34.3%
Agree	18	51.4%
Disagree	5	14.3%
Response Total:	35	100.0%

06. Teachers at this school enjoy teaching.

<u>Opinion</u>	<u>Count</u>	<u>Ratio</u>
Strongly Agree	6	17.6%
Agree	25	73.5%
Disagree	3	8.8%
No Response to This Item	1	
Response Total:	34	97.1%

07. Bullying is NOT a problem at this school.

<u>Opinion</u>	<u>Count</u>	<u>Ratio</u>
Strongly Agree	3	8.6%
Agree	17	48.6%
Disagree	13	37.1%
No Opinion	2	5.7%
Response Total:	35	100.0%

08. Alcohol use on campus is NOT widespread among students who attend this school.

<u>Opinion</u>	<u>Count</u>	<u>Ratio</u>
Strongly Agree	20	57.1%
Agree	14	40.0%
No Opinion	1	2.9%
Response Total:	35	100.0%

09. Tobacco use on campus is NOT widespread among students who attend this school.

<u>Opinion</u>	<u>Count</u>	<u>Ratio</u>
Strongly Agree	19	54.3%
Agree	13	37.1%
Disagree	2	5.7%
No Opinion	1	2.9%
Response Total:	35	100.0%

10. Drug use on campus is NOT a serious problem among students who attend this school.

<u>Opinion</u>	<u>Count</u>	<u>Ratio</u>
Strongly Agree	19	54.3%
Agree	14	40.0%
Disagree	1	2.9%
No Opinion	1	2.9%
Response Total:	35	100.0%

11. My school allows me to have input on decisions affecting instructional practices and/or programs.

<u>Opinion</u>	<u>Count</u>	<u>Ratio</u>
Strongly Agree	13	37.1%
Agree	21	60.0%
Disagree	1	2.9%
Response Total:	35	100.0%

12. All students have an equal opportunity to participate in activities (clubs, musical groups, athletics, etc.).

<u>Opinion</u>	<u>Count</u>	<u>Ratio</u>
Strongly Agree	17	48.6%
Agree	18	51.4%
Response Total:	35	100.0%

Discipline

13. Students are well behaved at this school.

<u>Opinion</u>	<u>Count</u>	<u>Ratio</u>
Strongly Agree	6	17.6%
Agree	22	64.7%
Disagree	6	17.6%
No Response to This Item	1	
Response Total:	34	97.1%

14. Staff members are consistent with enforcing rules and using appropriate measures when rules are broken.

<u>Opinion</u>	<u>Count</u>	<u>Ratio</u>
Strongly Agree	9	26.5%
Agree	18	52.9%
Disagree	6	17.6%
Strongly Disagree	1	2.9%
No Response to This Item	1	
Response Total:	34	97.1%

15. Students are taught strategies on how to avoid fights and arguments in school.

<u>Opinion</u>	<u>Count</u>	<u>Ratio</u>
Strongly Agree	5	14.7%
Agree	26	76.5%
Disagree	1	2.9%
No Opinion	2	5.9%
No Response to This Item	1	
Response Total:	34	97.1%

16. Rules are fair at this school.

<u>Opinion</u>	<u>Count</u>	<u>Ratio</u>
Strongly Agree	9	26.5%
Agree	24	70.6%
Disagree	1	2.9%
No Response to This Item	1	
Response Total:	34	97.1%

Effective Instruction

17. Teachers utilize a variety of instructional techniques to meet the needs of students.

<u>Opinion</u>	<u>Count</u>	<u>Ratio</u>
Strongly Agree	11	31.4%
Agree	23	65.7%
Disagree	1	2.9%
Response Total:	35	100.0%

18. In classes, students spend time using computers or other technology.

<u>Opinion</u>	<u>Count</u>	<u>Ratio</u>
Strongly Agree	4	11.4%
Agree	24	68.6%
Disagree	6	17.1%
No Opinion	1	2.9%
Response Total:	35	100.0%

19. In classes, students learn about things interesting to them.

<u>Opinion</u>	<u>Count</u>	<u>Ratio</u>
Strongly Agree	3	8.6%
Agree	25	71.4%
Disagree	3	8.6%
No Opinion	4	11.4%
Response Total:	35	100.0%

20. Homework assignments consist of things that teachers cover in class with students.

<u>Opinion</u>	<u>Count</u>	<u>Ratio</u>
Strongly Agree	10	28.6%
Agree	25	71.4%
Response Total:	35	100.0%

21. Student work is graded fairly and equitably.

<u>Opinion</u>	<u>Count</u>	<u>Ratio</u>
Strongly Agree	10	28.6%
Agree	25	71.4%
Response Total:	35	100.0%

22. Students are expected to do good work at this school.

<u>Opinion</u>	<u>Count</u>	<u>Ratio</u>
Strongly Agree	17	48.6%
Agree	18	51.4%
Response Total:	35	100.0%

23. Students are provided challenging class work.

<u>Opinion</u>	<u>Count</u>	<u>Ratio</u>
Strongly Agree	9	25.7%
Agree	26	74.3%
Response Total:	35	100.0%

24. Students work diligently to make good grades at this school.

<u>Opinion</u>	<u>Count</u>	<u>Ratio</u>
Strongly Agree	2	5.9%
Agree	24	70.6%
Disagree	6	17.6%
No Opinion	2	5.9%
No Response to This Item	1	
Response Total:	34	97.1%

25. There are enough materials and supplies at this school.

<u>Opinion</u>	<u>Count</u>	<u>Ratio</u>
Strongly Agree	2	5.7%
Agree	18	51.4%
Disagree	12	34.3%
Strongly Disagree	2	5.7%
No Opinion	1	2.9%
Response Total:	35	100.0%

26. Someone at this school provides students with assistance when they are having trouble with class or homework.

<u>Opinion</u>	<u>Count</u>	<u>Ratio</u>
Strongly Agree	4	11.8%
Agree	25	73.5%
Disagree	3	8.8%
No Opinion	2	5.9%
No Response to This Item	1	
Response Total:	34	97.1%

27. Tests measure what teachers have taught in their class.

<u>Opinion</u>	<u>Count</u>	<u>Ratio</u>
Strongly Agree	9	25.7%
Agree	25	71.4%
Disagree	1	2.9%
Response Total:	35	100.0%

28. Arts Education (Ex. Music, Drama, Art, etc.) is an important part of the curriculum.

<u>Opinion</u>	<u>Count</u>	<u>Ratio</u>
Strongly Agree	8	22.9%
Agree	24	68.6%
Disagree	1	2.9%
Strongly Disagree	1	2.9%
No Opinion	1	2.9%
Response Total:	35	100.0%

29. Foreign Language should be part of the curriculum for grades K-12.

<u>Opinion</u>	<u>Count</u>	<u>Ratio</u>
Strongly Agree	8	22.9%
Agree	21	60.0%
Disagree	2	5.7%
Strongly Disagree	1	2.9%
No Opinion	3	8.6%
Response Total:	35	100.0%

30. Graduation requirements have been distributed and explained to students, parents, and staff members.

<u>Opinion</u>	<u>Count</u>	<u>Ratio</u>
Strongly Agree	3	8.8%
Agree	23	67.6%
No Opinion	8	23.5%
No Response to This Item	1	
Response Total:	34	97.1%

31. Students are provided guidance and information about course selections and graduation requirements.

<u>Opinion</u>	<u>Count</u>	<u>Ratio</u>
Strongly Agree	8	23.5%
Agree	17	50.0%
No Opinion	9	26.5%
No Response to This Item	1	
Response Total:	34	97.1%

32. This school has provided opportunities to prepare students for the SAT, ACT, or PSAT.

<u>Opinion</u>	<u>Count</u>	<u>Ratio</u>
Agree	12	35.3%
Disagree	5	14.7%
No Opinion	17	50.0%
No Response to This Item	1	
Response Total:	34	97.1%

Communication and Parent/Guardian Involvement

33. Parents/guardians volunteer to help in school.

<u>Opinion</u>	<u>Count</u>	<u>Ratio</u>
Strongly Agree	5	14.3%
Agree	25	71.4%
Disagree	3	8.6%
No Opinion	2	5.7%
Response Total:	35	100.0%

34. This school lets parents/guardians know how their child(ren) are doing on a regular basis.

<u>Opinion</u>	<u>Count</u>	<u>Ratio</u>
Strongly Agree	13	37.1%
Agree	21	60.0%
No Opinion	1	2.9%
Response Total:	35	100.0%

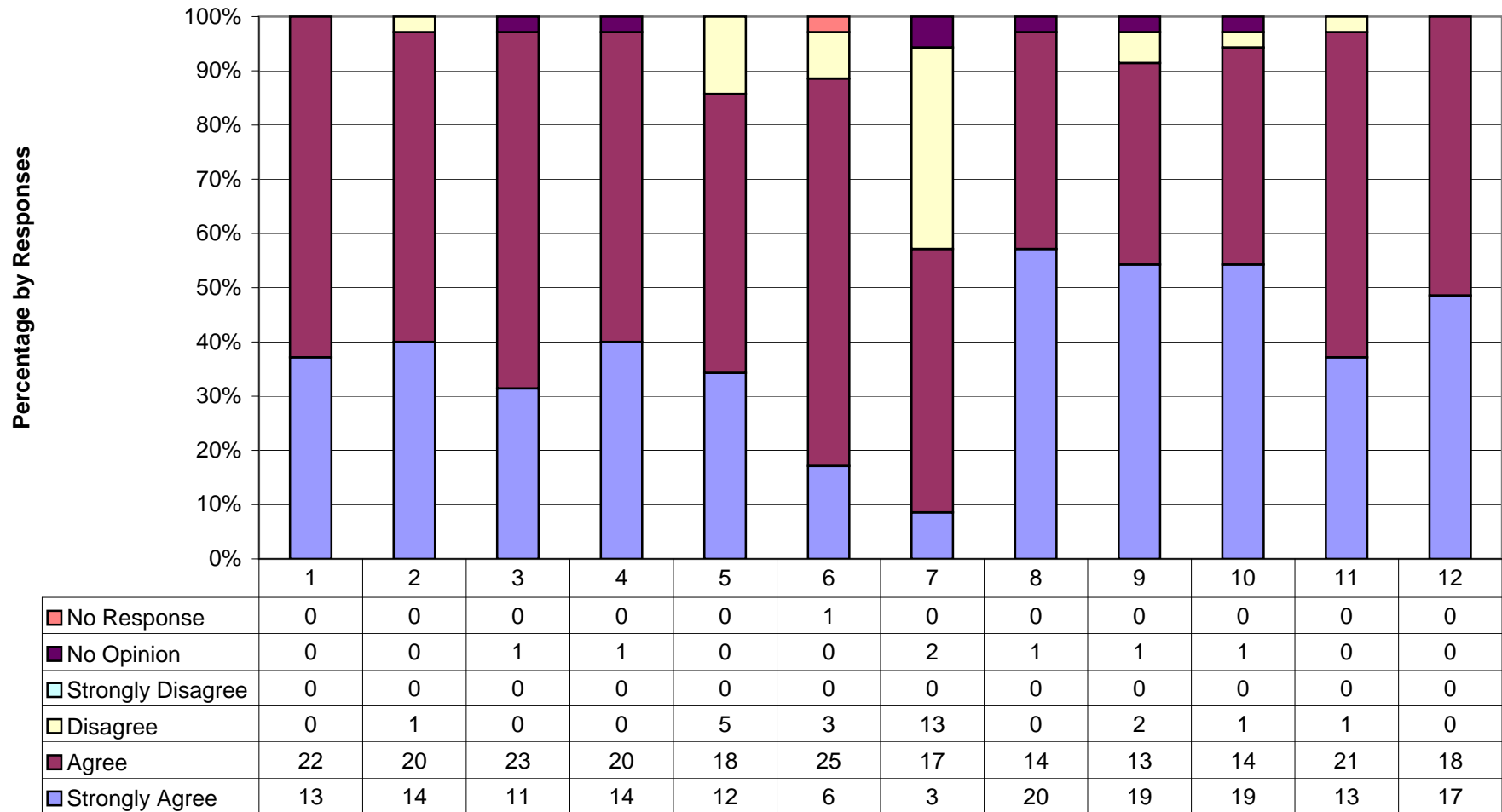
35. Parents/guardians like to visit this school.

<u>Opinion</u>	<u>Count</u>	<u>Ratio</u>
Strongly Agree	5	14.3%
Agree	25	71.4%
Disagree	2	5.7%
No Opinion	3	8.6%
Response Total:	35	100.0%

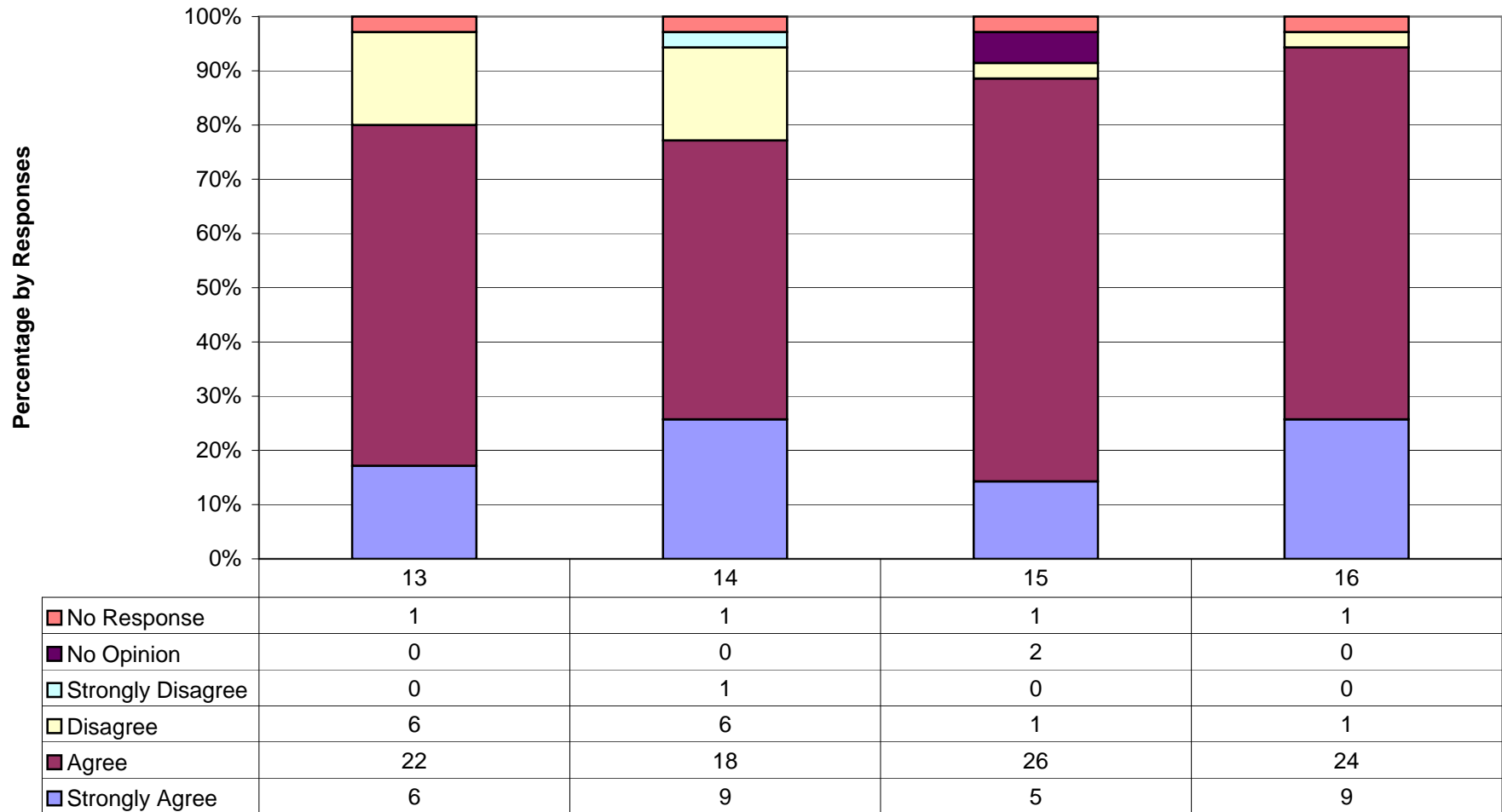
36. Parents/guardians are provided timely information of school events as well as other activities related to this school.

<u>Opinion</u>	<u>Count</u>	<u>Ratio</u>
Strongly Agree	13	38.2%
Agree	21	61.8%
No Response to This Item	1	
Response Total:	34	97.1%

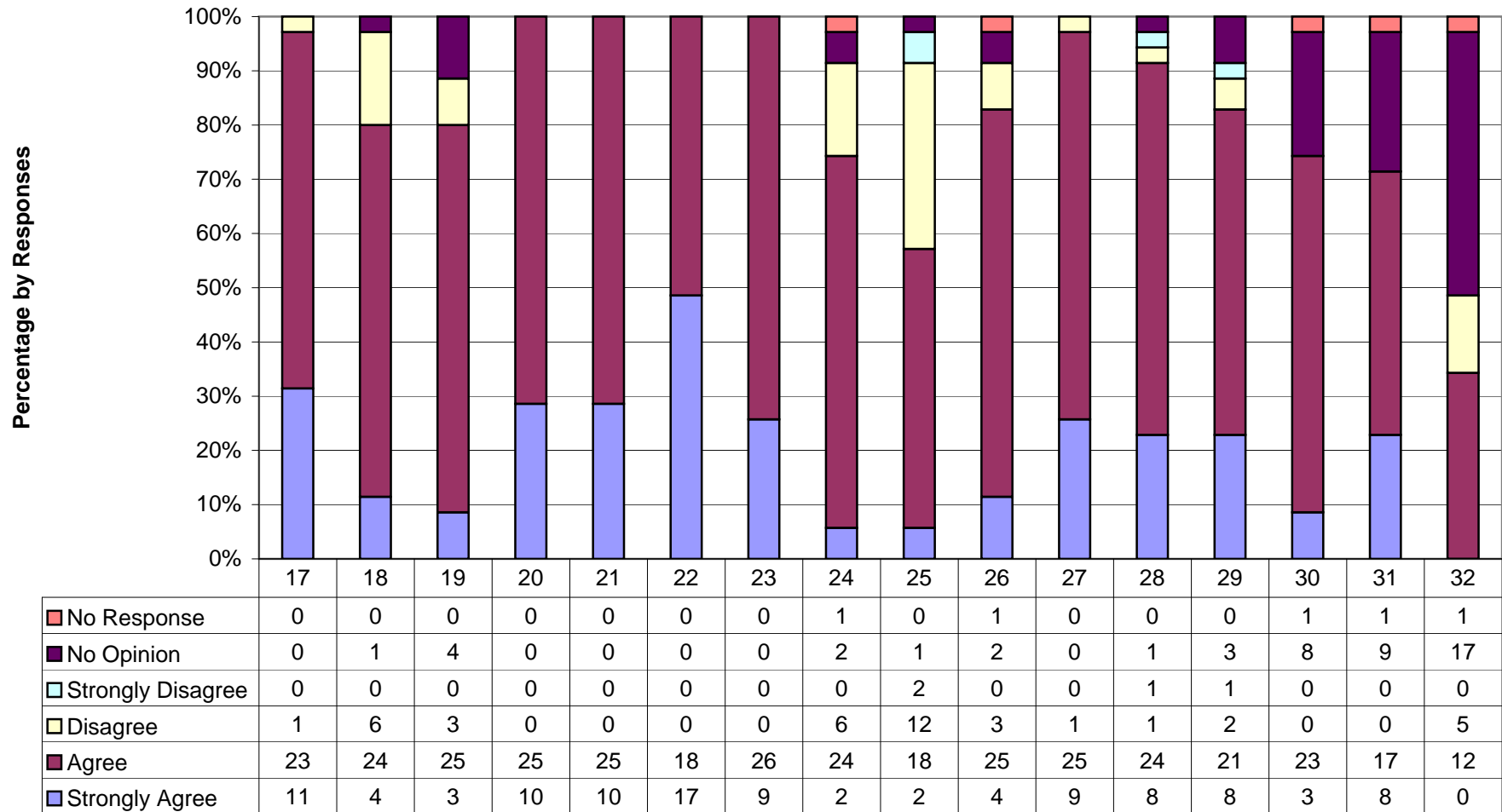
**Cerro Gordo Elementary School: SACS-CASI/School Improvement
Staff Survey Results
Expectations and School Climate
December 15, 2006**



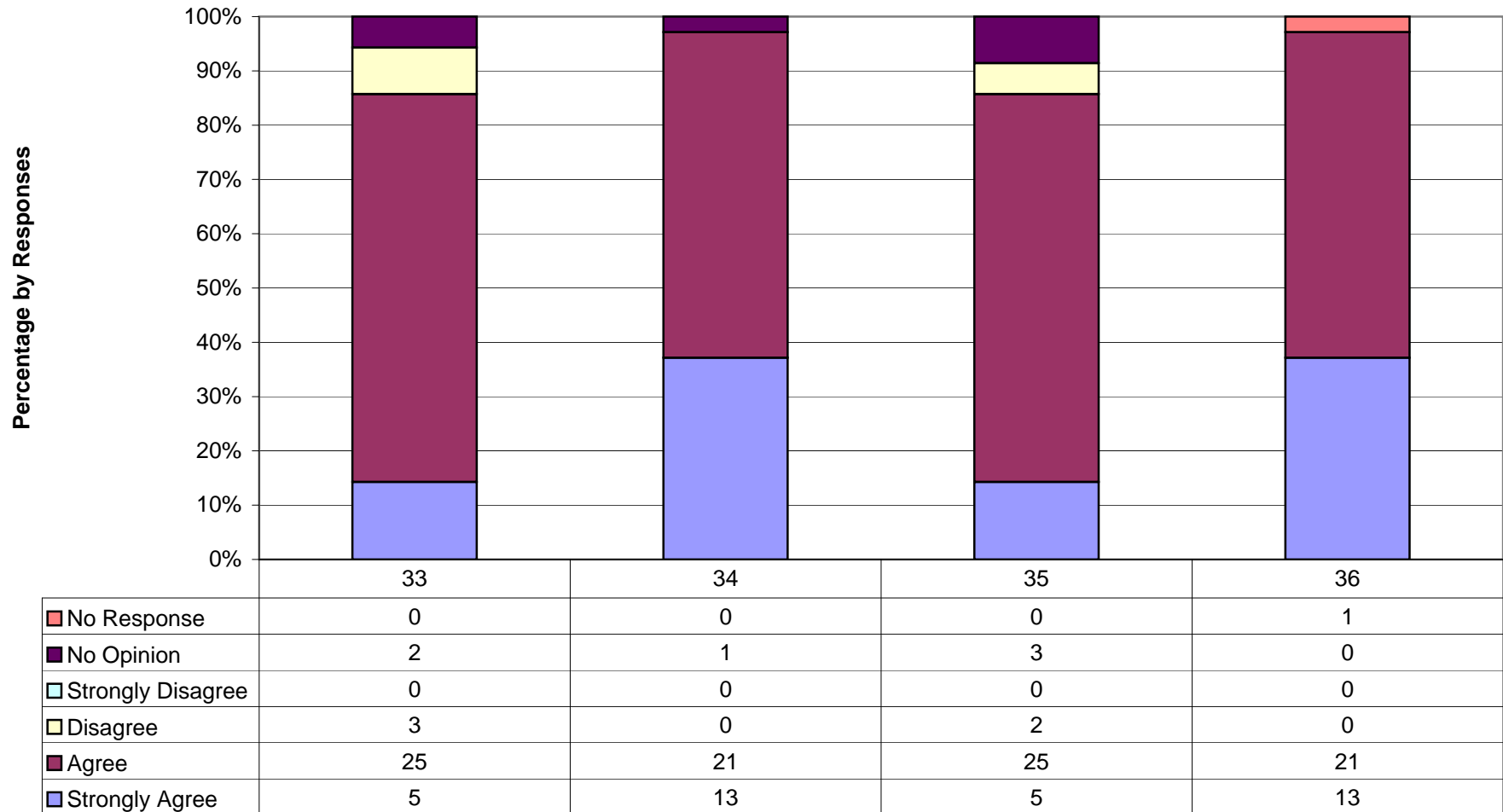
**Cerro Gordo Elementary School: SACS-CASI/School Improvement
Staff Survey Results
Discipline
December 15, 2006**



**Cerro Gordo Elementary School: SACS-CASI/School Improvement
Staff Survey Results
Effective Instruction
December 15, 2006**

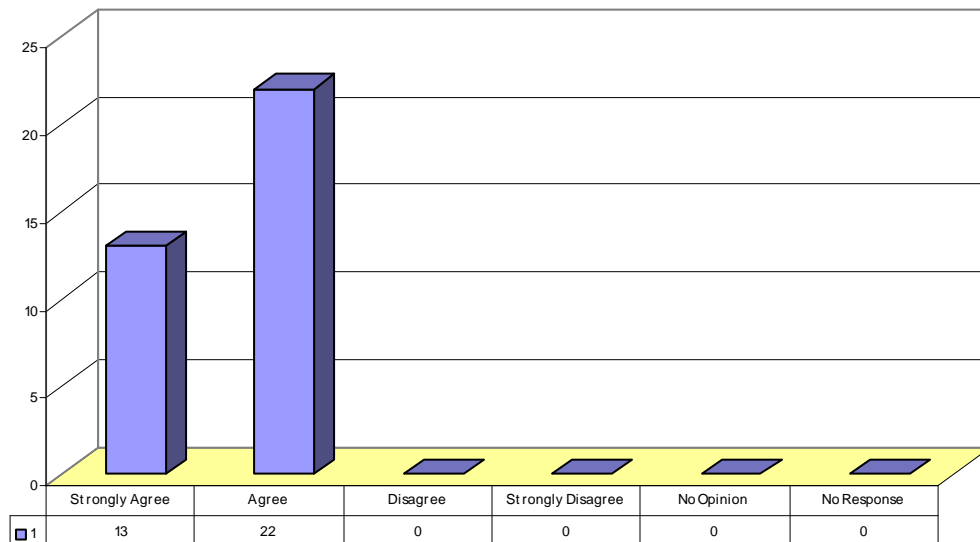


**Cerro Gordo Elementary School: SACS-CASI/School Improvement
Staff Survey Results
Communication and Parent/Guardian Involvement
December 15, 2006**

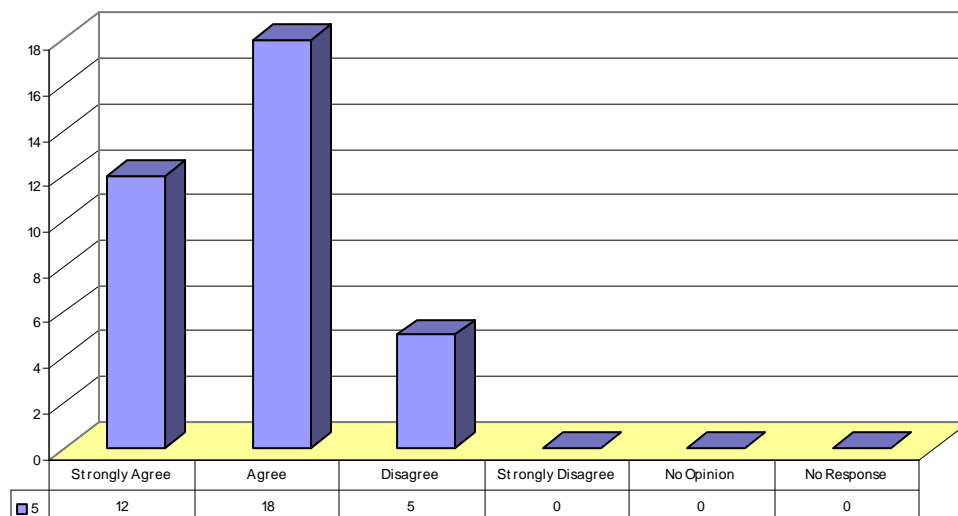


Strengths – Staff Survey

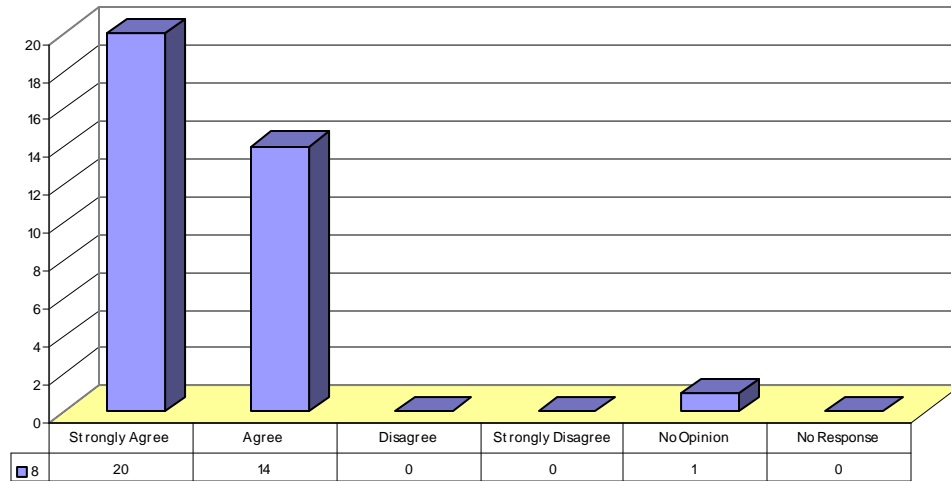
Item 1 Responses: Students Feel Safe at this School



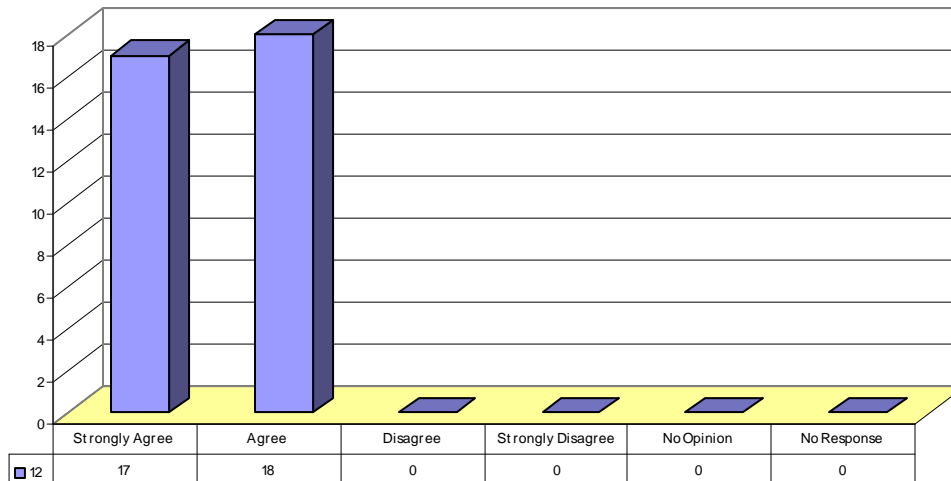
Item 5 Responses: All staff members care about what happens to the students.



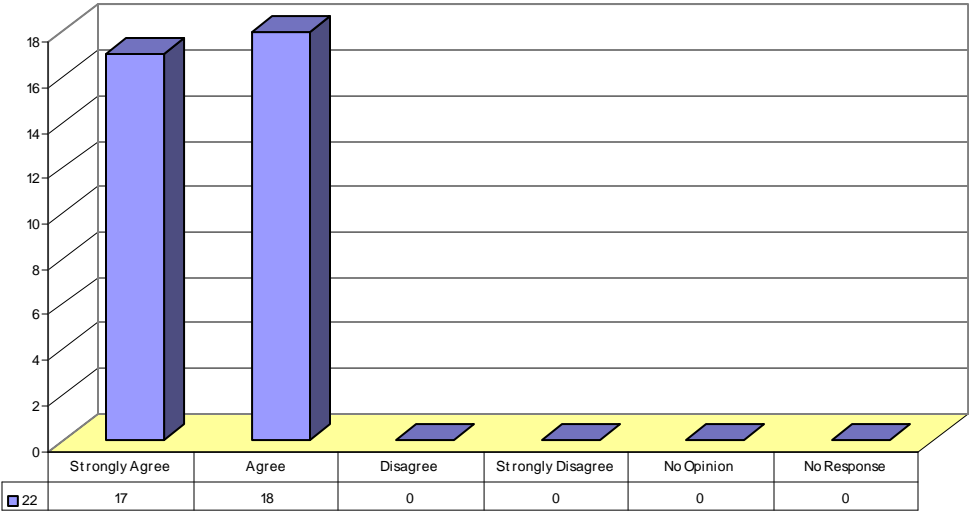
Item 8 Responses: Alcohol use on campus is NOT widespread among students who attend this school.



Item 12 Responses: All students have an equal opportunity to participate in activities (clubs, musical groups, athletics, etc.).

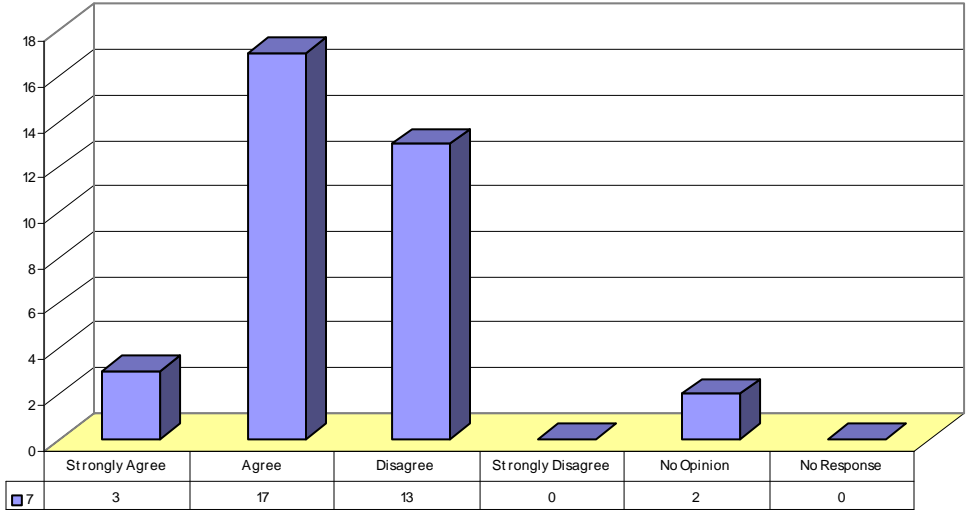


Item 22 Responses: Students are expected to do good work at this school.

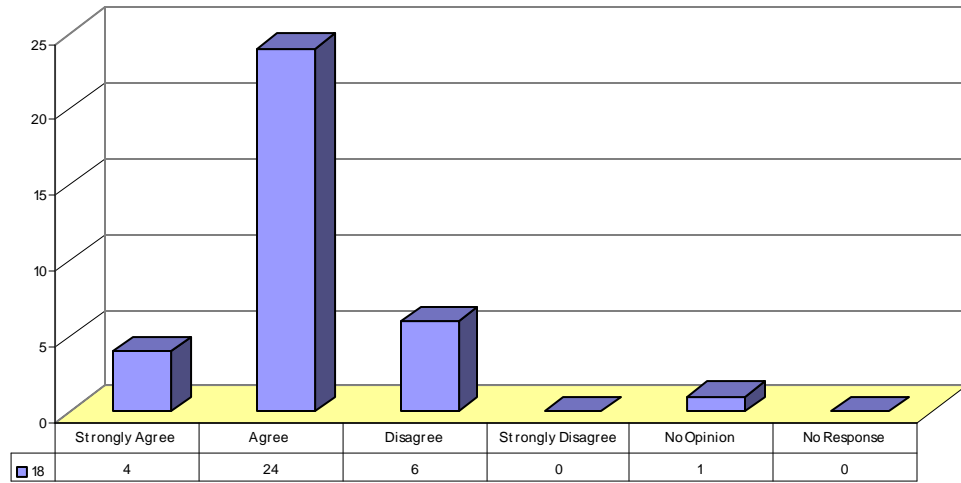


Weaknesses – Staff Survey

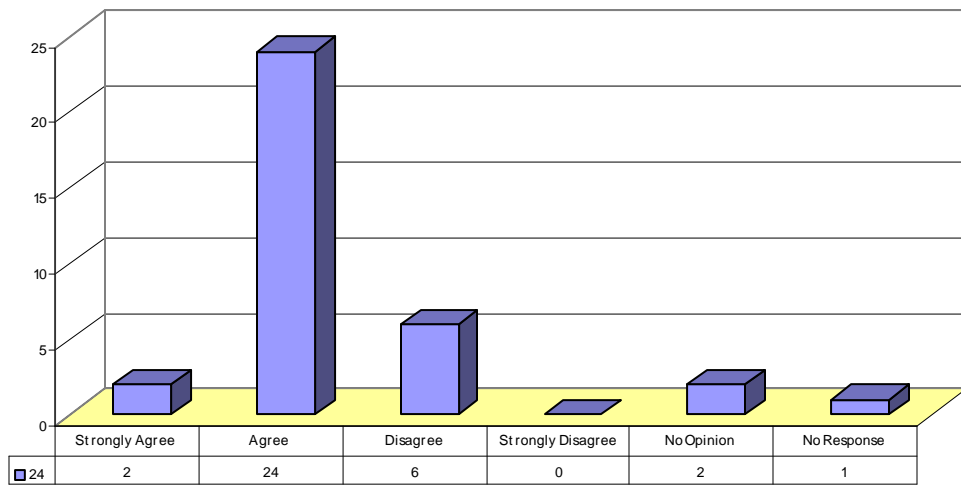
Item 7 Responses: Bullying is NOT a problem at this school.



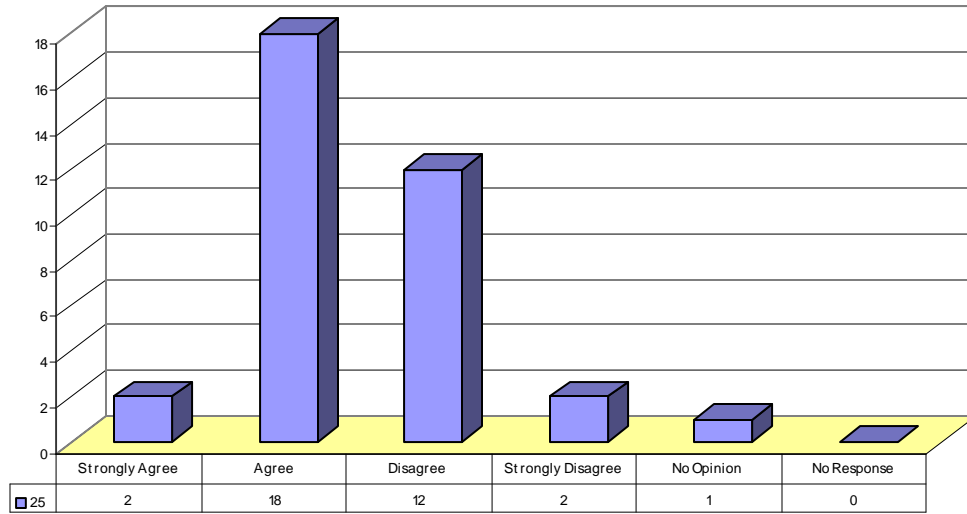
Item 18 Responses: In classes, students spend time using computers or other technology.



Item 24 Responses: Students work diligently to make good grades at this school.



Item 25 Responses: There are enough materials and supplies at this school.



Item 32 Responses: This school has provided opportunities to prepare students for the SAT, ACT, or PSAT.

