
***Columbus County Schools
District SACS-CASI/School Improvement
Staff Survey -- Individual School Report
December 15, 2006***

42 Respondents

Responses by School

<u>School</u>	<u>Count</u>	<u>Ratio</u>
Chadbourn Elementary	42	100.0%
Response Total:	42	100.0%

Responses by Employee Type

<u>Opinion</u>	<u>Count</u>	<u>Ratio</u>
Certified	28	66.7%
Classified	14	33.3%
Response Total:	42	100.0%

Responses by Gender

<u>Opinion</u>	<u>Count</u>	<u>Ratio</u>
Male	4	9.5%
Female	38	90.5%
Response Total:	42	100.0%

Responses by Ethnicity

<u>Opinion</u>	<u>Count</u>	<u>Ratio</u>
American Indian	1	2.4%
Black	13	31.0%
Other	1	2.4%
White	27	64.3%
Response Total:	42	100.0%

Overall grade given this school

<u>Opinion</u>	<u>Count</u>	<u>Ratio</u>
No Response to this Item	2	
A	25	62.5%
B	12	30.0%
C	3	7.5%
Response Total:	40	95.2%

Overall grade given this school school district

<u>Opinion</u>	<u>Count</u>	<u>Ratio</u>
No Response to this Item	2	
A	19	47.5%
B	19	47.5%
C	1	2.5%
D	1	2.5%
Response Total:	40	95.2%

Expectations and School Climate

01. Students feel safe at this school.

<u>Opinion</u>	<u>Count</u>	<u>Ratio</u>
Strongly Agree	17	40.5%
Agree	25	59.5%
Response Total:	42	100.0%

02. Teachers utilize class time in an effective manner.

<u>Opinion</u>	<u>Count</u>	<u>Ratio</u>
Strongly Agree	21	50.0%
Agree	19	45.2%
Disagree	2	4.8%
Response Total:	42	100.0%

03. Adults treat students with respect in this school.

<u>Opinion</u>	<u>Count</u>	<u>Ratio</u>
Strongly Agree	20	47.6%
Agree	21	50.0%
Disagree	1	2.4%
Response Total:	42	100.0%

04. The principal knows what is going on in classes.

<u>Opinion</u>	<u>Count</u>	<u>Ratio</u>
Strongly Agree	26	63.4%
Agree	14	34.1%
No Opinion	1	2.4%
No Response to This Item	1	
Response Total:	41	97.6%

05. All staff members care about what happens to the students.

<u>Opinion</u>	<u>Count</u>	<u>Ratio</u>
Strongly Agree	13	31.0%
Agree	25	59.5%
Disagree	3	7.1%
No Opinion	1	2.4%
Response Total:	42	100.0%

06. Teachers at this school enjoy teaching.

<u>Opinion</u>	<u>Count</u>	<u>Ratio</u>
Strongly Agree	13	31.0%
Agree	27	64.3%
Disagree	1	2.4%
No Opinion	1	2.4%
Response Total:	42	100.0%

07. Bullying is NOT a problem at this school.

<u>Opinion</u>	<u>Count</u>	<u>Ratio</u>
Strongly Agree	9	22.0%
Agree	21	51.2%
Disagree	7	17.1%
Strongly Disagree	2	4.9%
No Opinion	2	4.9%
No Response to This Item	1	
Response Total:	41	97.6%

08. Alcohol use on campus is NOT widespread among students who attend this school.

<u>Opinion</u>	<u>Count</u>	<u>Ratio</u>
Strongly Agree	25	61.0%
Agree	15	36.6%
No Opinion	1	2.4%
No Response to This Item	1	
Response Total:	41	97.6%

09. Tobacco use on campus is NOT widespread among students who attend this school.

<u>Opinion</u>	<u>Count</u>	<u>Ratio</u>
Strongly Agree	28	68.3%
Agree	12	29.3%
No Opinion	1	2.4%
No Response to This Item	1	
Response Total:	41	97.6%

10. Drug use on campus is NOT a serious problem among students who attend this school.

<u>Opinion</u>	<u>Count</u>	<u>Ratio</u>
Strongly Agree	26	65.0%
Agree	13	32.5%
No Opinion	1	2.5%
No Response to This Item	2	
Response Total:	40	95.2%

11. My school allows me to have input on decisions affecting instructional practices and/or programs.

<u>Opinion</u>	<u>Count</u>	<u>Ratio</u>
Strongly Agree	14	33.3%
Agree	26	61.9%
Disagree	1	2.4%
No Opinion	1	2.4%
Response Total:	42	100.0%

12. All students have an equal opportunity to participate in activities (clubs, musical groups, athletics, etc.).

<u>Opinion</u>	<u>Count</u>	<u>Ratio</u>
Strongly Agree	17	40.5%
Agree	20	47.6%
Disagree	3	7.1%
No Opinion	2	4.8%
Response Total:	42	100.0%

Discipline

13. Students are well behaved at this school.

<u>Opinion</u>	<u>Count</u>	<u>Ratio</u>
Strongly Agree	5	12.2%
Agree	20	48.8%
Disagree	13	31.7%
Strongly Disagree	3	7.3%
No Response to This Item	1	
Response Total:	41	97.6%

14. Staff members are consistent with enforcing rules and using appropriate measures when rules are broken.

<u>Opinion</u>	<u>Count</u>	<u>Ratio</u>
Strongly Agree	12	29.3%
Agree	26	63.4%
Disagree	2	4.9%
Strongly Disagree	1	2.4%
No Response to This Item	1	
Response Total:	41	97.6%

15. Students are taught strategies on how to avoid fights and arguments in school.

<u>Opinion</u>	<u>Count</u>	<u>Ratio</u>
Strongly Agree	8	19.0%
Agree	29	69.0%
Disagree	4	9.5%
No Opinion	1	2.4%
Response Total:	42	100.0%

16. Rules are fair at this school.

<u>Opinion</u>	<u>Count</u>	<u>Ratio</u>
Strongly Agree	15	35.7%
Agree	26	61.9%
Disagree	1	2.4%
Response Total:	42	100.0%

Effective Instruction

17. Teachers utilize a variety of instructional techniques to meet the needs of students.

<u>Opinion</u>	<u>Count</u>	<u>Ratio</u>
Strongly Agree	18	42.9%
Agree	23	54.8%
Disagree	1	2.4%
Response Total:	42	100.0%

18. In classes, students spend time using computers or other technology.

<u>Opinion</u>	<u>Count</u>	<u>Ratio</u>
Strongly Agree	11	26.2%
Agree	27	64.3%
Disagree	2	4.8%
No Opinion	2	4.8%
Response Total:	42	100.0%

19. In classes, students learn about things interesting to them.

<u>Opinion</u>	<u>Count</u>	<u>Ratio</u>
Strongly Agree	12	28.6%
Agree	28	66.7%
Disagree	2	4.8%
Response Total:	42	100.0%

20. Homework assignments consist of things that teachers cover in class with students.

<u>Opinion</u>	<u>Count</u>	<u>Ratio</u>
Strongly Agree	20	47.6%
Agree	22	52.4%
Response Total:	42	100.0%

21. Student work is graded fairly and equitably.

<u>Opinion</u>	<u>Count</u>	<u>Ratio</u>
Strongly Agree	20	47.6%
Agree	22	52.4%
Response Total:	42	100.0%

22. Students are expected to do good work at this school.

<u>Opinion</u>	<u>Count</u>	<u>Ratio</u>
Strongly Agree	26	61.9%
Agree	16	38.1%
Response Total:	42	100.0%

23. Students are provided challenging class work.

<u>Opinion</u>	<u>Count</u>	<u>Ratio</u>
Strongly Agree	18	42.9%
Agree	22	52.4%
Disagree	1	2.4%
No Opinion	1	2.4%
Response Total:	42	100.0%

24. Students work diligently to make good grades at this school.

<u>Opinion</u>	<u>Count</u>	<u>Ratio</u>
Strongly Agree	8	19.0%
Agree	25	59.5%
Disagree	8	19.0%
Strongly Disagree	1	2.4%
Response Total:	42	100.0%

25. There are enough materials and supplies at this school.

<u>Opinion</u>	<u>Count</u>	<u>Ratio</u>
Strongly Agree	6	14.3%
Agree	22	52.4%
Disagree	10	23.8%
Strongly Disagree	3	7.1%
No Opinion	1	2.4%
Response Total:	42	100.0%

26. Someone at this school provides students with assistance when they are having trouble with class or homework.

<u>Opinion</u>	<u>Count</u>	<u>Ratio</u>
Strongly Agree	8	19.0%
Agree	29	69.0%
Disagree	2	4.8%
No Opinion	3	7.1%
Response Total:	42	100.0%

27. Tests measure what teachers have taught in their class.

<u>Opinion</u>	<u>Count</u>	<u>Ratio</u>
Strongly Agree	15	35.7%
Agree	22	52.4%
Disagree	2	4.8%
No Opinion	3	7.1%
Response Total:	42	100.0%

28. Arts Education (Ex. Music, Drama, Art, etc.) is an important part of the curriculum.

<u>Opinion</u>	<u>Count</u>	<u>Ratio</u>
Strongly Agree	21	50.0%
Agree	20	47.6%
No Opinion	1	2.4%
Response Total:	42	100.0%

29. Foreign Language should be part of the curriculum for grades K-12.

<u>Opinion</u>	<u>Count</u>	<u>Ratio</u>
Strongly Agree	19	45.2%
Agree	18	42.9%
Disagree	3	7.1%
No Opinion	2	4.8%
Response Total:	42	100.0%

30. Graduation requirements have been distributed and explained to students, parents, and staff members.

<u>Opinion</u>	<u>Count</u>	<u>Ratio</u>
Strongly Agree	6	15.0%
Agree	14	35.0%
No Opinion	20	50.0%
No Response to This Item	2	
Response Total:	40	95.2%

31. Students are provided guidance and information about course selections and graduation requirements.

<u>Opinion</u>	<u>Count</u>	<u>Ratio</u>
Strongly Agree	7	17.5%
Agree	11	27.5%
No Opinion	22	55.0%
No Response to This Item	2	
Response Total:	40	95.2%

32. This school has provided opportunities to prepare students for the SAT, ACT, or PSAT.

<u>Opinion</u>	<u>Count</u>	<u>Ratio</u>
Strongly Agree	5	12.5%
Agree	14	35.0%
No Opinion	21	52.5%
No Response to This Item	2	
Response Total:	40	95.2%

Communication and Parent/Guardian Involvement

33. Parents/guardians volunteer to help in school.

<u>Opinion</u>	<u>Count</u>	<u>Ratio</u>
Strongly Agree	10	23.8%
Agree	27	64.3%
Disagree	4	9.5%
No Opinion	1	2.4%
Response Total:	42	100.0%

34. This school lets parents/guardians know how their child(ren) are doing on a regular basis.

<u>Opinion</u>	<u>Count</u>	<u>Ratio</u>
Strongly Agree	20	47.6%
Agree	22	52.4%
Response Total:	42	100.0%

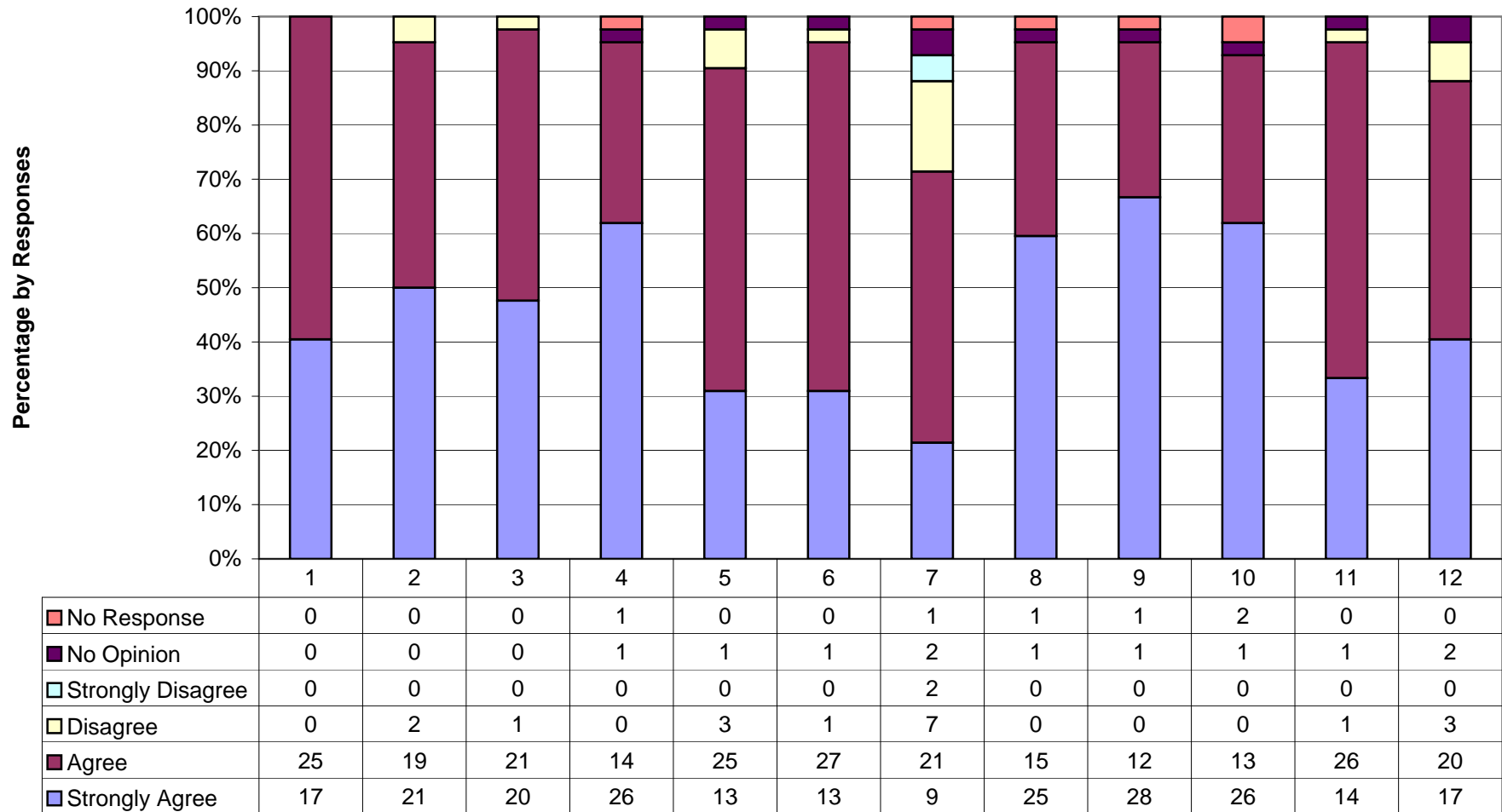
35. Parents/guardians like to visit this school.

<u>Opinion</u>	<u>Count</u>	<u>Ratio</u>
Strongly Agree	11	26.2%
Agree	24	57.1%
Disagree	5	11.9%
No Opinion	2	4.8%
Response Total:	42	100.0%

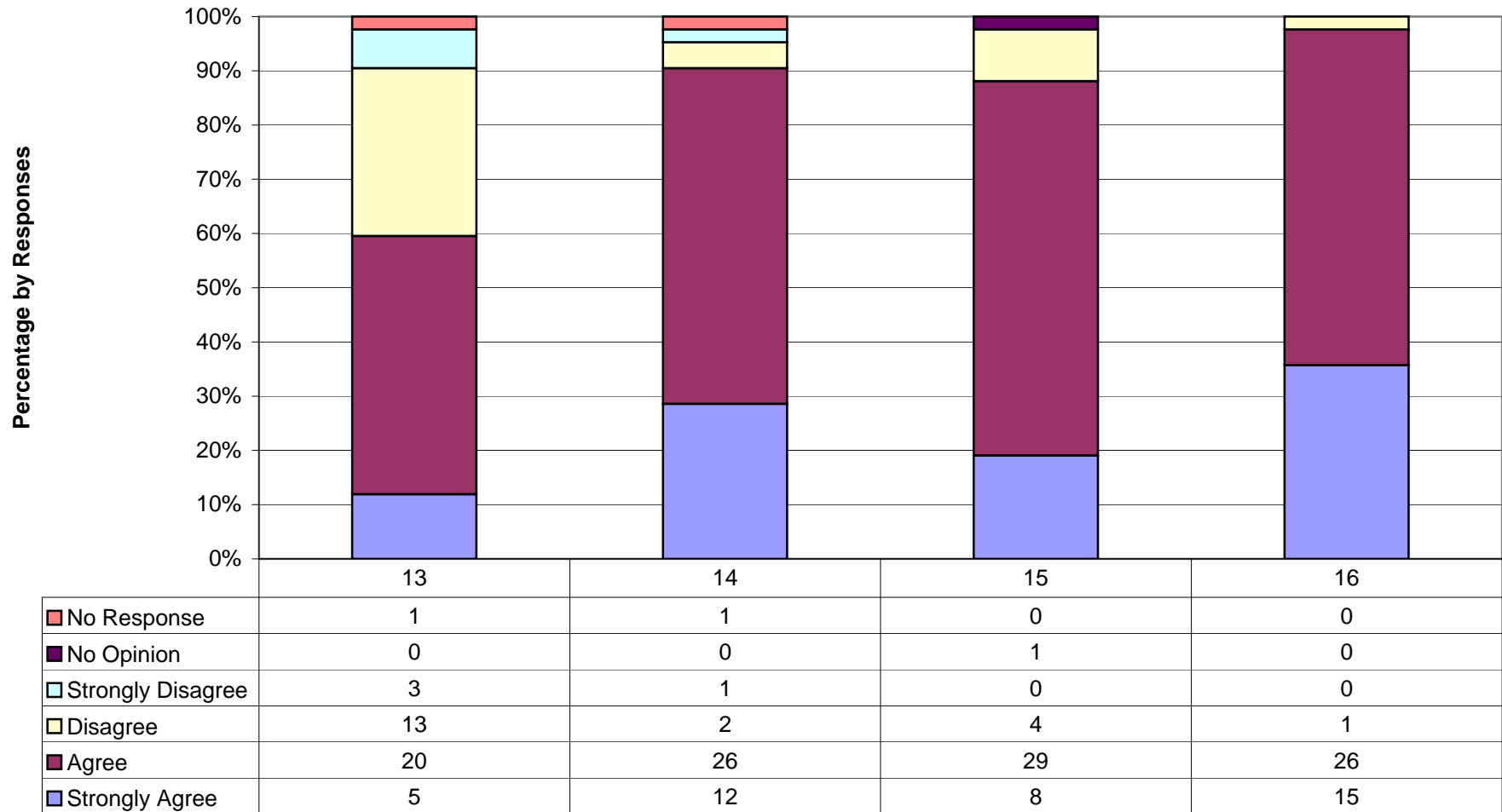
36. Parents/guardians are provided timely information of school events as well as other activities related to this school.

<u>Opinion</u>	<u>Count</u>	<u>Ratio</u>
Strongly Agree	23	54.8%
Agree	18	42.9%
Disagree	1	2.4%
Response Total:	42	100.0%

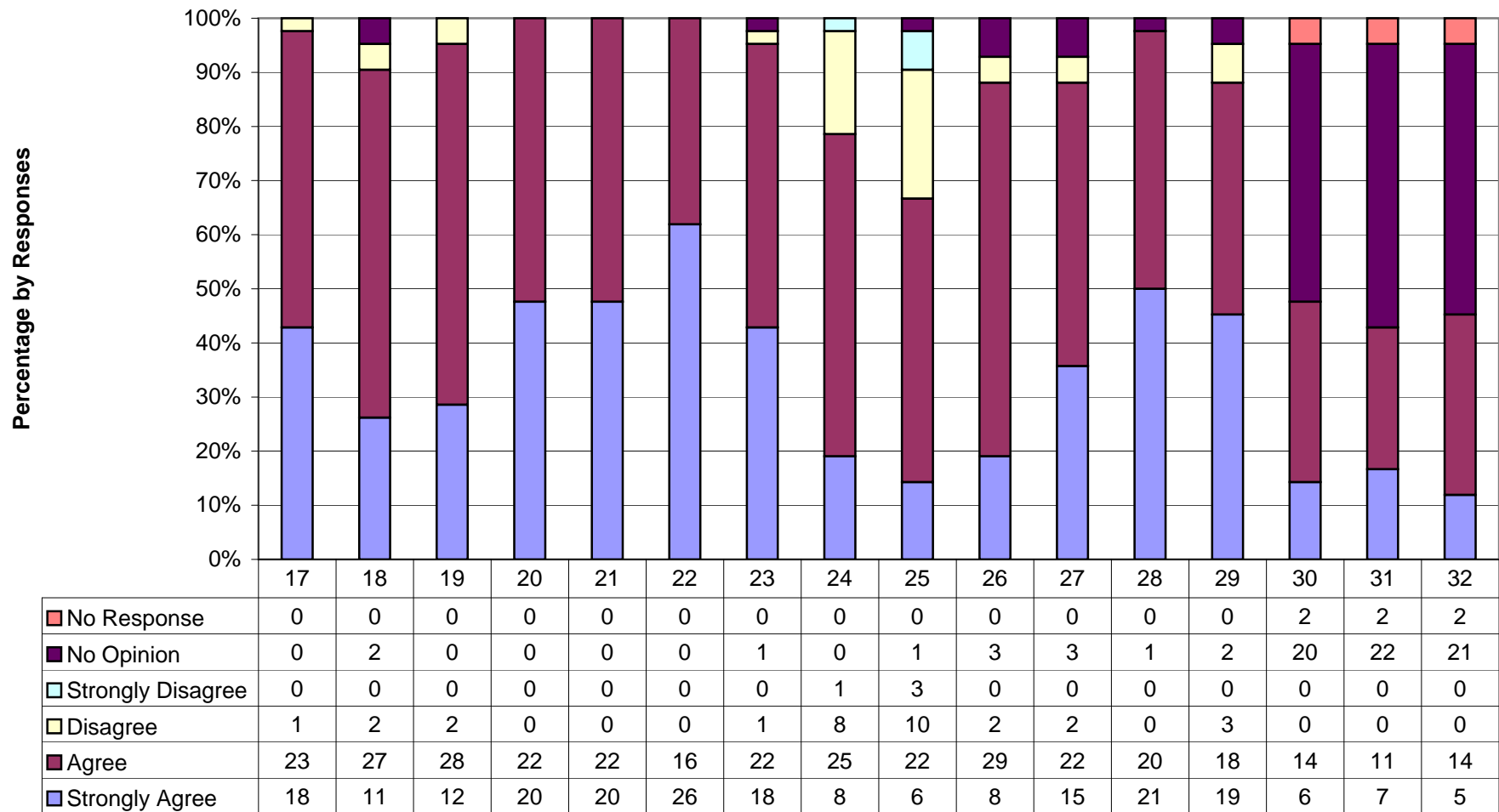
**Chadbourn Elementary School: SACS-CASI/School Improvement
Staff Survey Results
Expectations and School Climate
December 15, 2006**



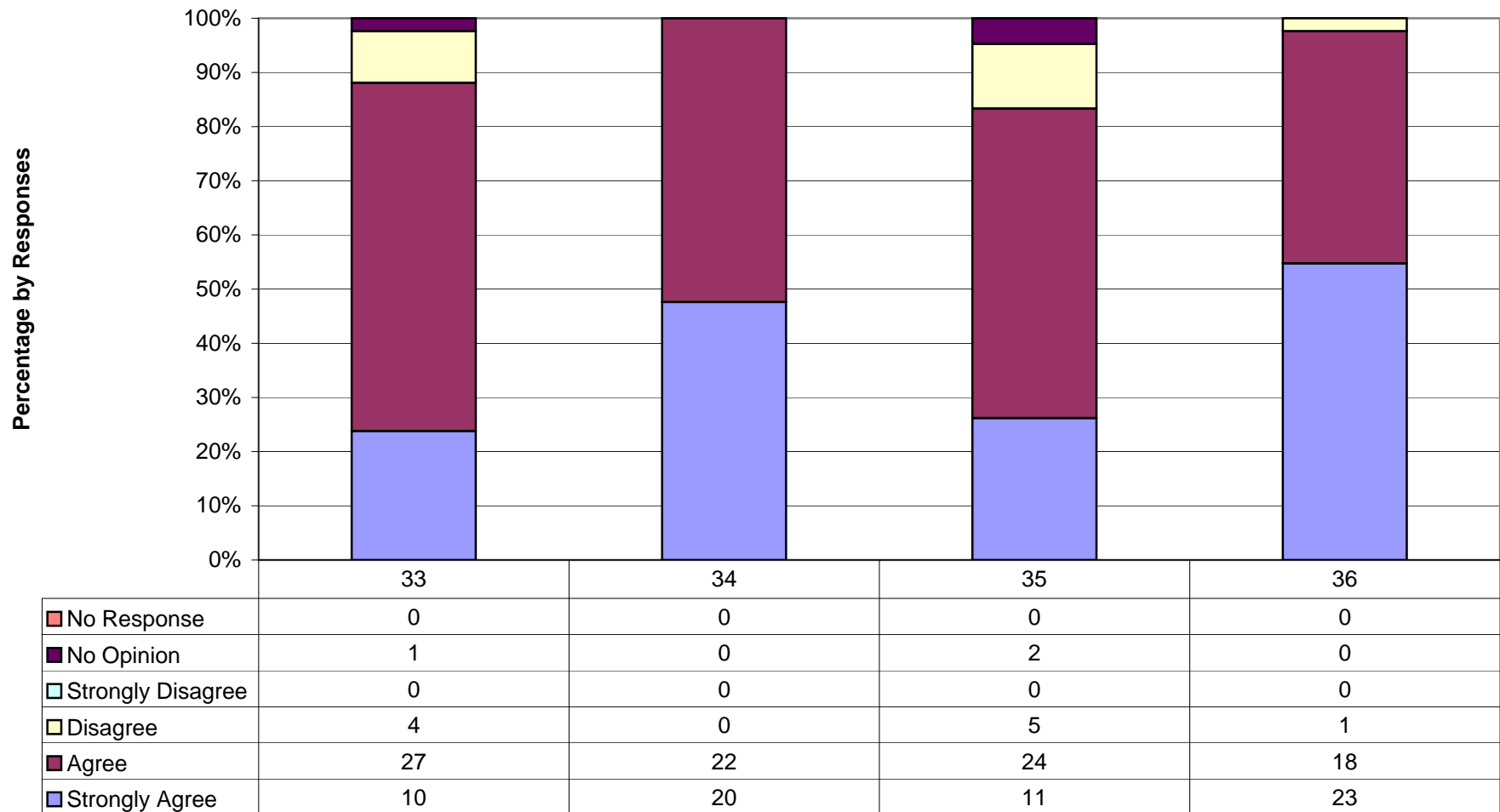
**Chadbourn Elementary School: SACS-CASI/School Improvement
Staff Survey Results
Discipline
December 15, 2006**



**Chadbourn Elementary School: SACS-CASI/School Improvement
Staff Survey Results
Effective Instruction
December 15, 2006**

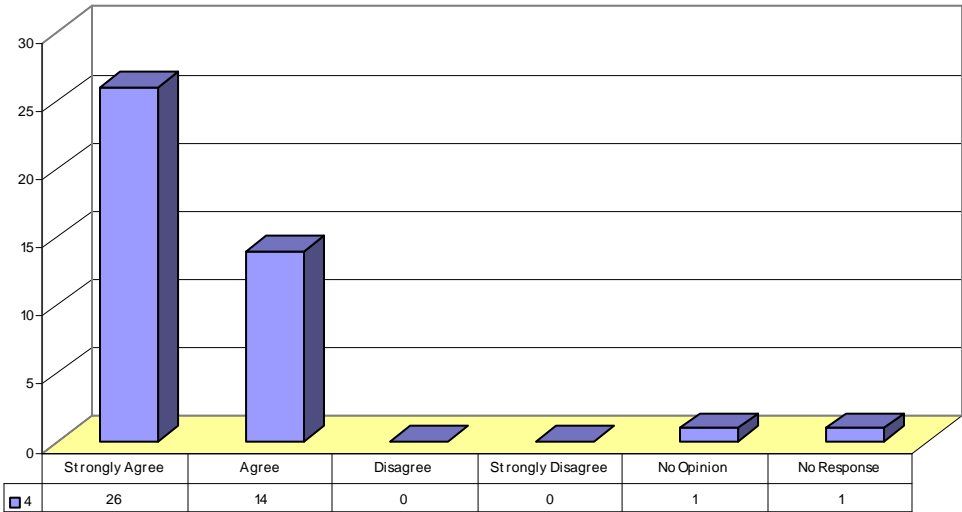


**Chadbourn Elementary School: SACS-CASI/School Improvement
Staff Survey Results
Communication and Parent/Guardian Involvement
December 15, 2006**

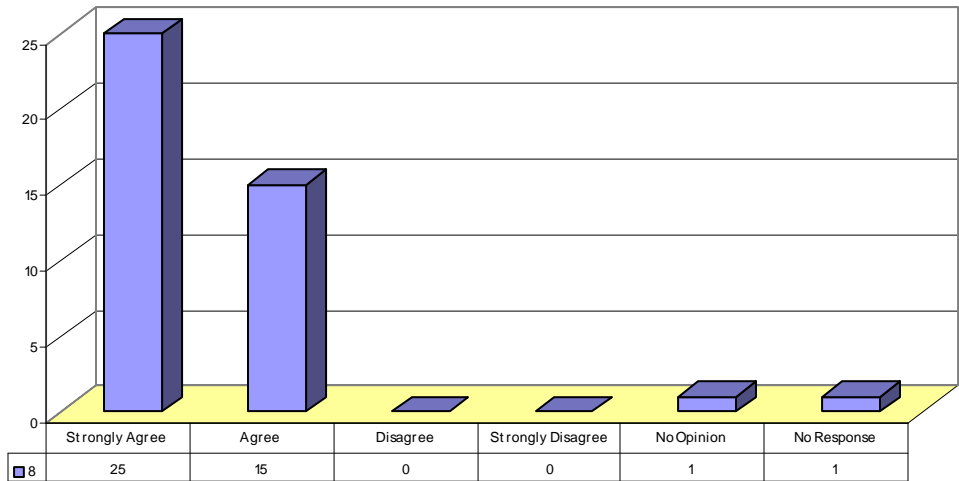


Strengths – Staff Survey

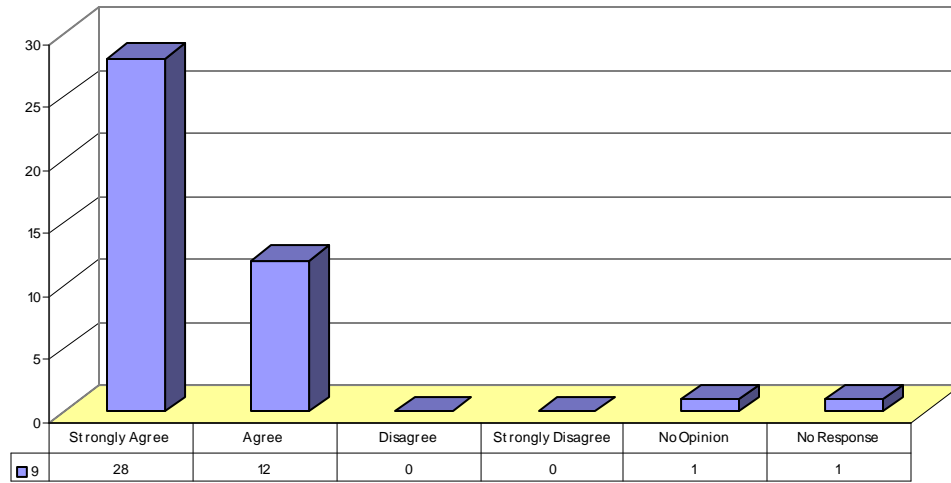
Item 4 Responses: The principal knows what is going on in classes.



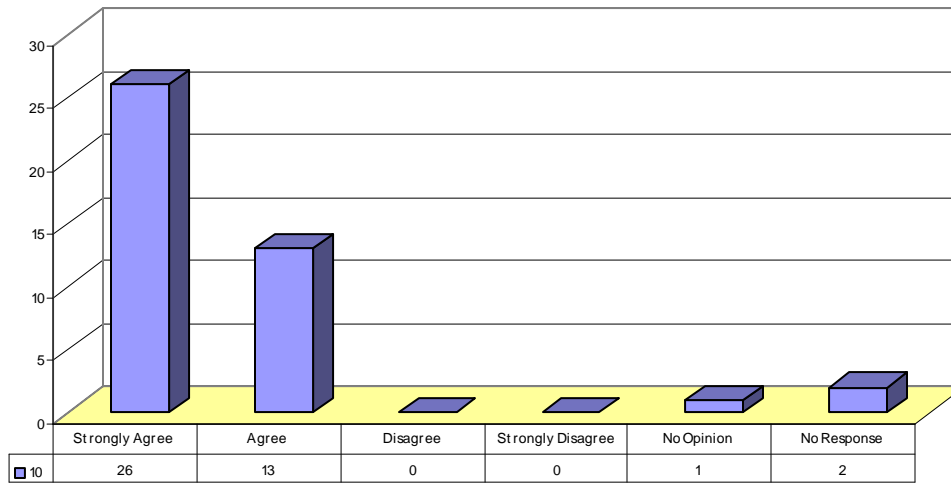
Item 8 Responses: Alcohol use on campus is NOT widespread among students who attend this school.



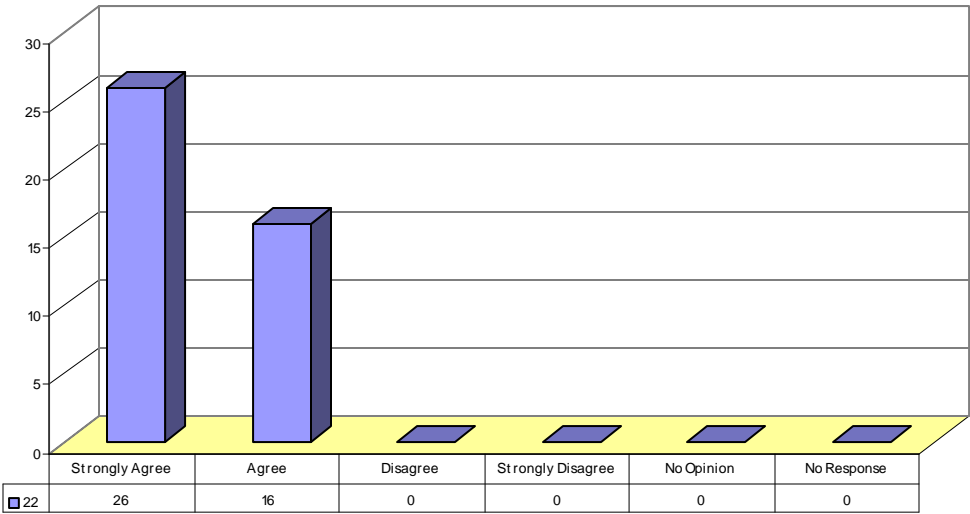
Item 9 Responses: Tobacco use on campus is NOT widespread among students who attend this school.



Item 10 Responses: Drug use on campus is NOT a serious problem among students who attend this school.

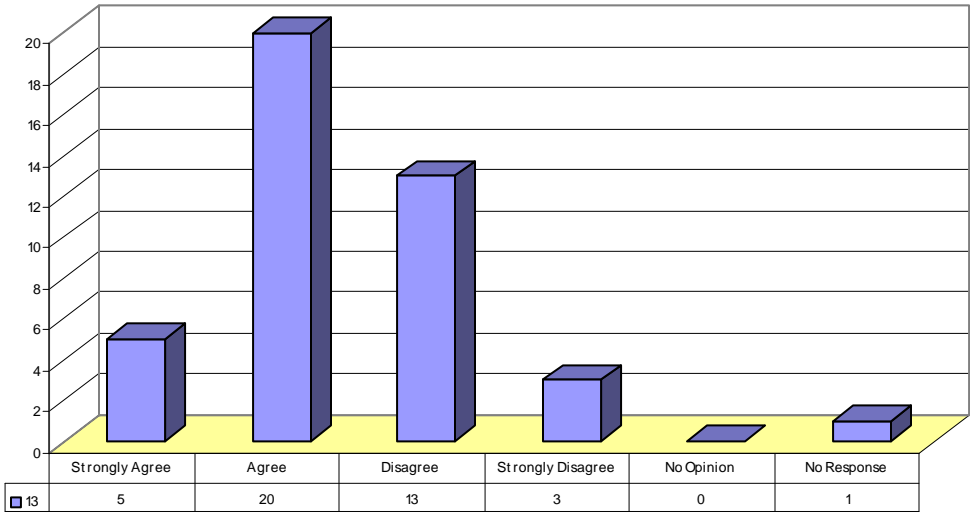


Item 22 Responses: Students are expected to do good work at this school.

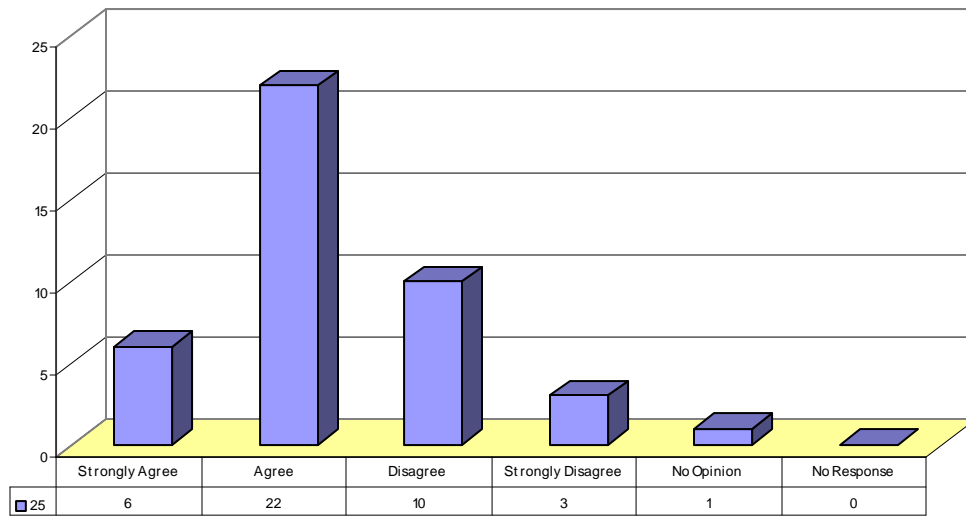


Weaknesses – Staff Survey

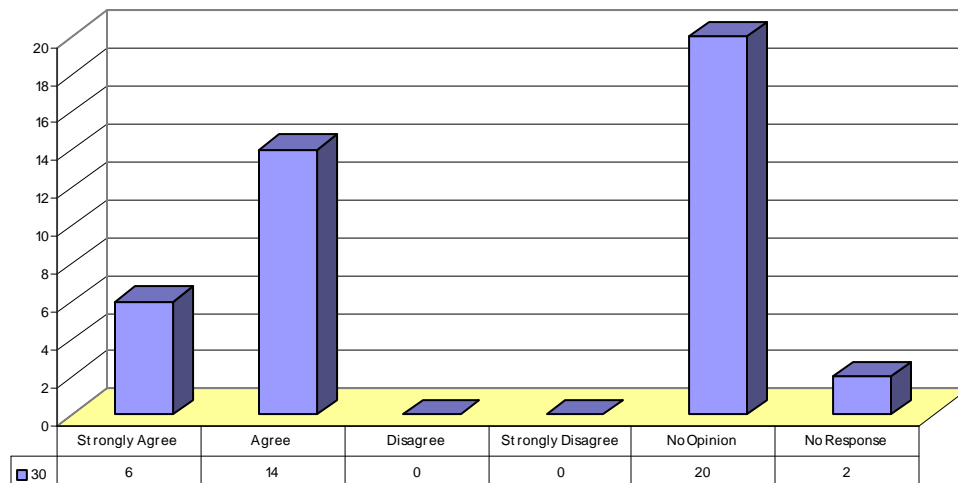
Item 13 Responses: Students are well behaved at this school.



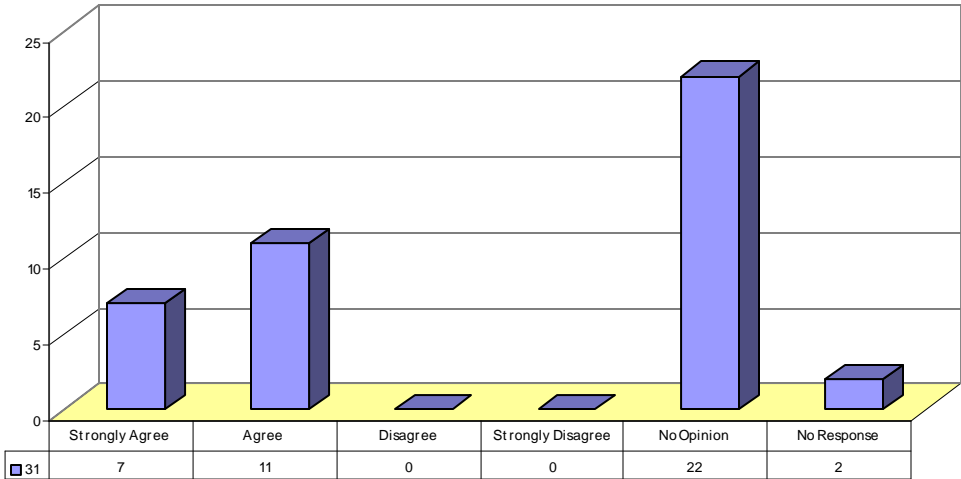
Item 25 Responses: There are enough materials and supplies at this school.



Item 30 Responses: Graduation requirements have been distributed and explained to students, parents, and staff members.



Item 31 Responses: Students are provided guidance and information about course selections and graduation requirements.



Item 32 Responses: This school has provided opportunities to prepare students for the SAT, ACT, or PSAT.

