

---

***Columbus County Schools  
District SACS-CASI/School Improvement  
Parent Survey -- Individual School Report  
December 15, 2006***

---

**58 Respondents**

Responses by School

<u>School</u>	<u>Count</u>	<u>Ratio</u>
Tabor City Middle	58	100.0%
Response Total:	58	100.0%

Responses by Grade

<u>Grade</u>	<u>Count</u>	<u>Ratio</u>
Grade 6	32	60.4%
Grade 7	17	32.1%
Grade 8	3	5.7%
Grade Other	1	1.9%
Response Total:	53	91.4%

Responses by Gender

<u>Gender</u>	<u>Count</u>	<u>Ratio</u>
Male	16	30.2%
Female	37	69.8%
Response Total:	53	91.4%

Responses by Ethnicity

<u>Ethnicity</u>	<u>Count</u>	<u>Ratio</u>
American Indian	1	2.0%
Asian	0	0.0%
Black	17	34.7%
Hispanic	2	4.1%
Multi-racial	1	2.0%
White	28	57.1%
Other	0	0.0%
Response Total:	49	84.5%

Overall grade given this school

<u>Grade</u>	<u>Count</u>	<u>Ratio</u>
School Grade-A	13	24.5%
School Grade-B	19	35.8%
School Grade-C	19	35.8%
School Grade-D	0	0.0%
School Grade-F	2	3.8%
Response Total:	53	91.4%

Overall grade given this school school district

<u>Grade</u>	<u>Count</u>	<u>Ratio</u>
District Grade-A	9	16.7%
District Grade-B	25	46.3%
District Grade-C	15	27.8%
District Grade-D	4	7.4%
District Grade-F	1	1.9%
Response Total:	54	93.1%

Which of the following technology do you have at home?

<u>Response</u>	<u>Count</u>	<u>Ratio</u>
Computer	9	17.6%
Computer and Internet	33	64.7%
Neither	9	17.6%
Response Total:	51	87.9%

**Expectations and School Climate**

01. My child feels safe at this school.

<u>Opinion</u>	<u>Count</u>	<u>Ratio</u>
Strongly Agree	11	19.0%
Agree	33	56.9%
Disagree	11	19.0%
Strongly Disagree	1	1.7%
No Opinion	2	3.4%
Response Total:	58	100.0%

02. My child’s teachers utilize class time in an effective manner.

<u>Opinion</u>	<u>Count</u>	<u>Ratio</u>
Strongly Agree	12	22.6%
Agree	35	66.0%
Disagree	4	7.5%
Strongly Disagree	1	1.9%
No Opinion	1	1.9%
Response Total:	53	91.4%

03. Adults treat students with respect in this school.

<u>Opinion</u>	<u>Count</u>	<u>Ratio</u>
Strongly Agree	16	30.8%
Agree	32	61.5%
Disagree	2	3.8%
Strongly Disagree	1	1.9%
No Opinion	1	1.9%
Response Total:	52	89.7%

04. The principal knows what is going on in classes.

<u>Opinion</u>	<u>Count</u>	<u>Ratio</u>
Strongly Agree	9	17.3%
Agree	29	55.8%
Disagree	10	19.2%
Strongly Disagree	1	1.9%
No Opinion	3	5.8%
Response Total:	52	89.7%

05. All staff members care about what happens to the students.

<u>Opinion</u>	<u>Count</u>	<u>Ratio</u>
Strongly Agree	14	26.9%
Agree	21	40.4%
Disagree	13	25.0%
Strongly Disagree	1	1.9%
No Opinion	3	5.8%
Response Total:	52	89.7%

06. Teachers at this school enjoy teaching.

<u>Opinion</u>	<u>Count</u>	<u>Ratio</u>
Strongly Agree	9	17.0%
Agree	29	54.7%
Disagree	7	13.2%
Strongly Disagree	1	1.9%
No Opinion	7	13.2%
Response Total:	53	91.4%

07. Bullying is NOT a problem at this school.

<u>Opinion</u>	<u>Count</u>	<u>Ratio</u>
Strongly Agree	5	9.6%
Agree	16	30.8%
Disagree	19	36.5%
Strongly Disagree	10	19.2%
No Opinion	2	3.8%
Response Total:	52	89.7%

08. Alcohol use on campus is NOT widespread among students who attend this school.

<u>Opinion</u>	<u>Count</u>	<u>Ratio</u>
Strongly Agree	13	25.0%
Agree	35	67.3%
Disagree	1	1.9%
Strongly Disagree	1	1.9%
No Opinion	2	3.8%
Response Total:	52	89.7%

09. Tobacco use on campus is NOT widespread among students who attend this school.

<u>Opinion</u>	<u>Count</u>	<u>Ratio</u>
Strongly Agree	14	26.9%
Agree	34	65.4%
Disagree	1	1.9%
Strongly Disagree	1	1.9%
No Opinion	2	3.8%
Response Total:	52	89.7%

10. Drug use on campus is NOT a serious problem among students who attend this school.

<u>Opinion</u>	<u>Count</u>	<u>Ratio</u>
Strongly Agree	12	23.5%
Agree	31	60.8%
Disagree	3	5.9%
Strongly Disagree	2	3.9%
No Opinion	3	5.9%
Response Total:	51	87.9%

11. My child's teachers allow me to have input on decisions affecting instructional practices for my child.

<u>Opinion</u>	<u>Count</u>	<u>Ratio</u>
Strongly Agree	11	21.2%
Agree	25	48.1%
Disagree	11	21.2%
Strongly Disagree	0	
No Opinion	5	9.6%
Response Total:	52	89.7%

12. All students have an equal opportunity to participate in activities (clubs, musical groups, athletics, etc.).

<u>Opinion</u>	<u>Count</u>	<u>Ratio</u>
Strongly Agree	13	26.0%
Agree	32	64.0%
Disagree	4	8.0%
Strongly Disagree	1	2.0%
No Opinion	0	
Response Total:	50	86.2%

## Discipline

13. Students are well behaved at this school.

<u>Opinion</u>	<u>Count</u>	<u>Ratio</u>
Strongly Agree	0	
Agree	23	45.1%
Disagree	19	37.3%
Strongly Disagree	5	9.8%
No Opinion	4	7.8%
Response Total:	51	87.9%

14. Staff members are consistent with enforcing rules and using appropriate measures when rules are broken.

<u>Opinion</u>	<u>Count</u>	<u>Ratio</u>
Strongly Agree	8	15.4%
Agree	32	61.5%
Disagree	8	15.4%
Strongly Disagree	0	
No Opinion	4	7.7%
Response Total:	52	89.7%

15. Students are taught strategies on how to avoid fights and arguments in school.

<u>Opinion</u>	<u>Count</u>	<u>Ratio</u>
Strongly Agree	6	10.5%
Agree	30	52.6%
Disagree	15	26.3%
Strongly Disagree	1	1.8%
No Opinion	5	8.8%
Response Total:	57	98.3%

16. Rules are fair at this school.

<u>Opinion</u>	<u>Count</u>	<u>Ratio</u>
Strongly Agree	7	13.7%
Agree	32	62.7%
Disagree	3	5.9%
Strongly Disagree	4	7.8%
No Opinion	5	9.8%
Response Total:	51	87.9%

## **Effective Instruction**

17. Teachers utilize a variety of instructional techniques to meet the needs of students.

<u>Opinion</u>	<u>Count</u>	<u>Ratio</u>
Strongly Agree	7	13.2%
Agree	34	64.2%
Disagree	10	18.9%
Strongly Disagree	0	
No Opinion	2	3.8%
Response Total:	53	91.4%

18. In classes, students spend time using computers or other technology.

<u>Opinion</u>	<u>Count</u>	<u>Ratio</u>
Strongly Agree	7	13.5%
Agree	38	73.1%
Disagree	2	3.8%
Strongly Disagree	1	1.9%
No Opinion	4	7.7%
Response Total:	52	89.7%

19. In classes, students learn about things interesting to them.

<u>Opinion</u>	<u>Count</u>	<u>Ratio</u>
Strongly Agree	7	13.0%
Agree	31	57.4%
Disagree	11	20.4%
Strongly Disagree	0	
No Opinion	5	9.3%
Response Total:	54	93.1%

20. Homework assignments consist of things that teachers cover in class with students.

<u>Opinion</u>	<u>Count</u>	<u>Ratio</u>
Strongly Agree	11	21.2%
Agree	32	61.5%
Disagree	7	13.5%
Strongly Disagree	0	
No Opinion	2	3.8%
Response Total:	52	89.7%

21. Student work is graded fairly and equitably.

<u>Opinion</u>	<u>Count</u>	<u>Ratio</u>
Strongly Agree	13	24.5%
Agree	39	73.6%
Disagree	0	
Strongly Disagree	0	
No Opinion	1	1.9%
Response Total:	53	91.4%

22. Students are expected to do good work at this school.

<u>Opinion</u>	<u>Count</u>	<u>Ratio</u>
Strongly Agree	16	30.2%
Agree	33	62.3%
Disagree	2	3.8%
Strongly Disagree	0	
No Opinion	2	3.8%
Response Total:	53	91.4%

23. Students are provided challenging class work.

<u>Opinion</u>	<u>Count</u>	<u>Ratio</u>
Strongly Agree	8	15.1%
Agree	41	77.4%
Disagree	1	1.9%
Strongly Disagree	0	
No Opinion	3	5.7%
Response Total:	53	91.4%

24. Students work diligently to make good grades at this school.

<u>Opinion</u>	<u>Count</u>	<u>Ratio</u>
Strongly Agree	12	20.7%
Agree	34	58.6%
Disagree	11	19.0%
Strongly Disagree	0	
No Opinion	1	1.7%
Response Total:	58	100.0%



25. There are enough materials and supplies at this school.

<u>Opinion</u>	<u>Count</u>	<u>Ratio</u>
Strongly Agree	5	8.8%
Agree	25	43.9%
Disagree	16	28.1%
Strongly Disagree	8	14.0%
No Opinion	3	5.3%
Response Total:	57	98.3%

26. Someone at this school provides students with assistance when they are having trouble with class or homework.

<u>Opinion</u>	<u>Count</u>	<u>Ratio</u>
Strongly Agree	14	25.0%
Agree	29	51.8%
Disagree	9	16.1%
Strongly Disagree	0	
No Opinion	4	7.1%
Response Total:	56	96.6%

27. Tests measure what teachers have taught in their class.

<u>Opinion</u>	<u>Count</u>	<u>Ratio</u>
Strongly Agree	11	20.8%
Agree	34	64.2%
Disagree	3	5.7%
Strongly Disagree	2	3.8%
No Opinion	3	5.7%
Response Total:	53	91.4%

28. Arts Education (Ex. Music, Drama, Art, etc.) is an important part of the curriculum.

<u>Opinion</u>	<u>Count</u>	<u>Ratio</u>
Strongly Agree	17	29.8%
Agree	30	52.6%
Disagree	6	10.5%
Strongly Disagree	2	3.5%
No Opinion	2	3.5%
Response Total:	57	98.3%

29. Foreign Language should be part of the curriculum for grades K-12.

<u>Opinion</u>	<u>Count</u>	<u>Ratio</u>
Strongly Agree	22	42.3%
Agree	22	42.3%
Disagree	5	9.6%
Strongly Disagree	1	1.9%
No Opinion	2	3.8%
Response Total:	52	89.7%

30. Graduation requirements have been distributed and explained to students, parents, and staff members.

<u>Opinion</u>	<u>Count</u>	<u>Ratio</u>
Strongly Agree	6	11.3%
Agree	27	50.9%
Disagree	11	20.8%
Strongly Disagree	2	3.8%
No Opinion	7	13.2%
Response Total:	53	91.4%

31. Students are provided guidance and information about course selections and graduation requirements.

<u>Opinion</u>	<u>Count</u>	<u>Ratio</u>
Strongly Agree	2	3.8%
Agree	28	52.8%
Disagree	15	28.3%
Strongly Disagree	0	
No Opinion	8	15.1%
Response Total:	53	91.4%

32. This school has provided opportunities to prepare students for the SAT, ACT, or PSAT.

<u>Opinion</u>	<u>Count</u>	<u>Ratio</u>
Strongly Agree	8	15.1%
Agree	18	34.0%
Disagree	13	24.5%
Strongly Disagree	1	1.9%
No Opinion	13	24.5%
Response Total:	53	91.4%

## **Communication and Parent/Guardian Involvement**

33. Parents/guardians volunteer to help in school.

<u>Opinion</u>	<u>Count</u>	<u>Ratio</u>
Strongly Agree	6	11.5%
Agree	29	55.8%
Disagree	9	17.3%
Strongly Disagree	1	1.9%
No Opinion	7	13.5%
Response Total:	52	89.7%

34. This school lets parents/guardians know how their child(ren) are doing on a regular basis.

<u>Opinion</u>	<u>Count</u>	<u>Ratio</u>
Strongly Agree	15	29.4%
Agree	28	54.9%
Disagree	7	13.7%
Strongly Disagree	1	2.0%
No Opinion	0	
Response Total:	51	87.9%

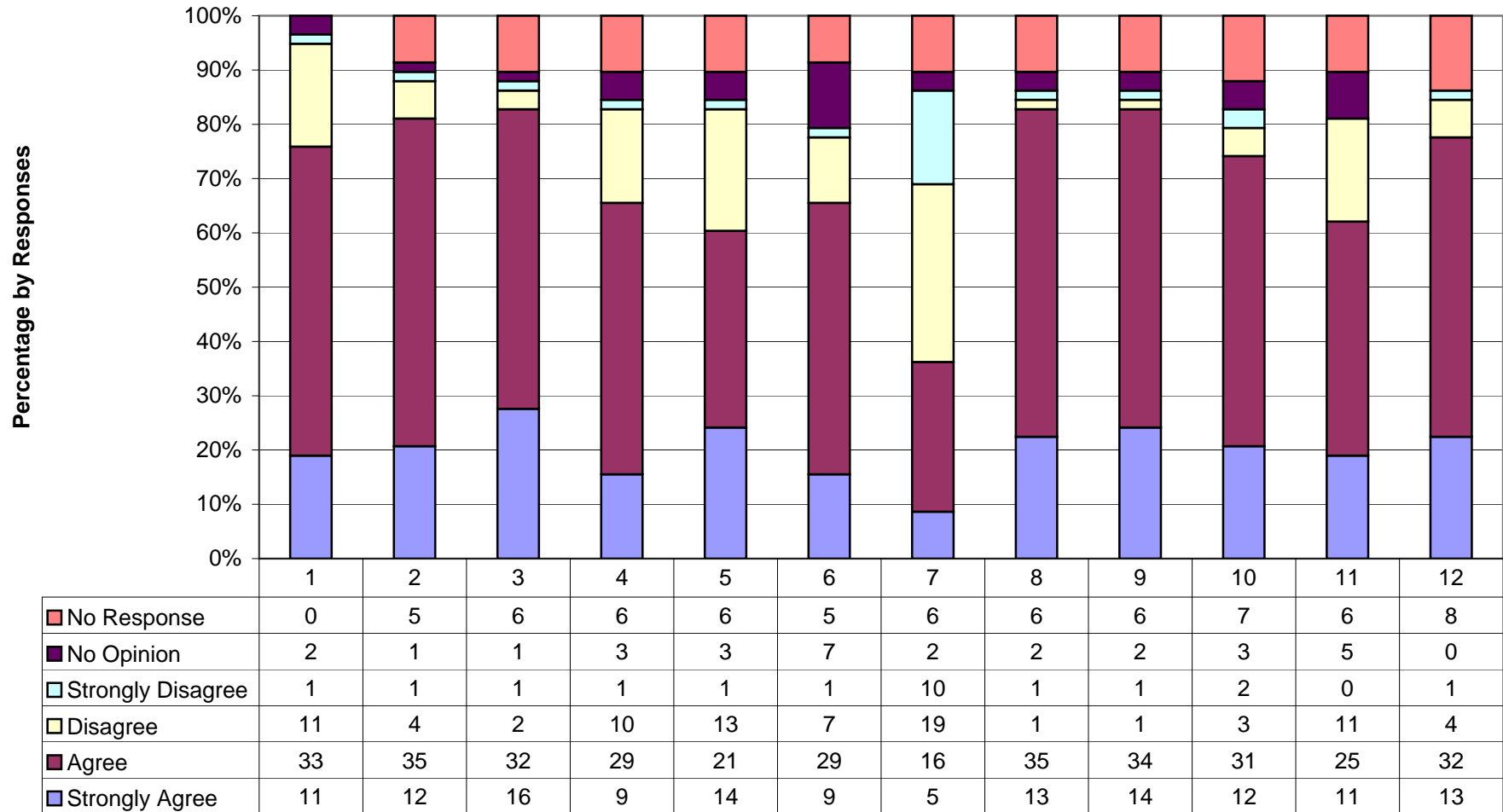
35. Parents/guardians like to visit this school.

<u>Opinion</u>	<u>Count</u>	<u>Ratio</u>
Strongly Agree	6	11.5%
Agree	31	59.6%
Disagree	7	13.5%
Strongly Disagree	2	3.8%
No Opinion	6	11.5%
Response Total:	52	89.7%

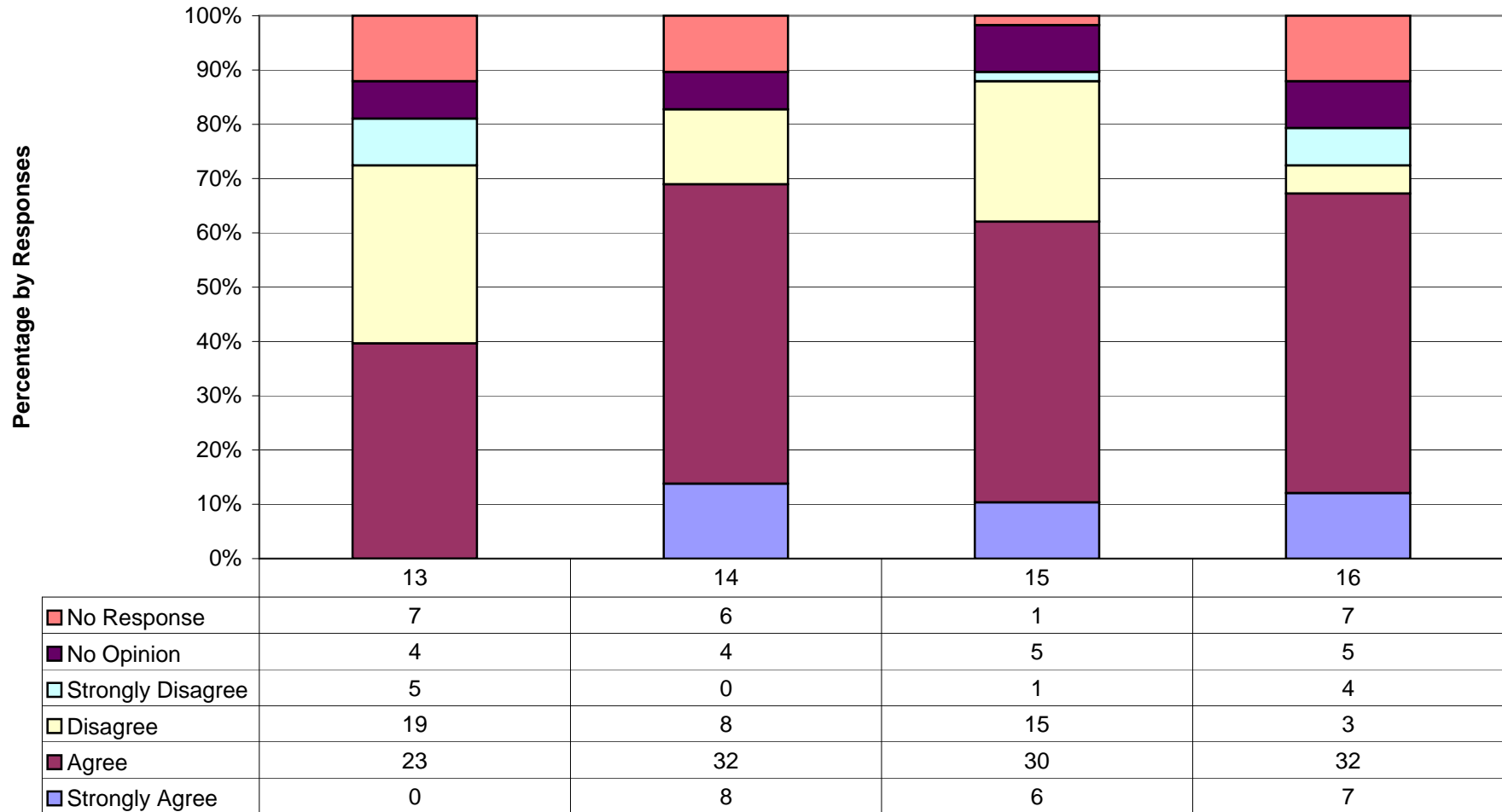
36. Parents/guardians are provided timely information of school events as well as other activities related to this school.

<u>Opinion</u>	<u>Count</u>	<u>Ratio</u>
Strongly Agree	12	23.1%
Agree	26	50.0%
Disagree	9	17.3%
Strongly Disagree	2	3.8%
No Opinion	3	5.8%
Response Total:	52	89.7%

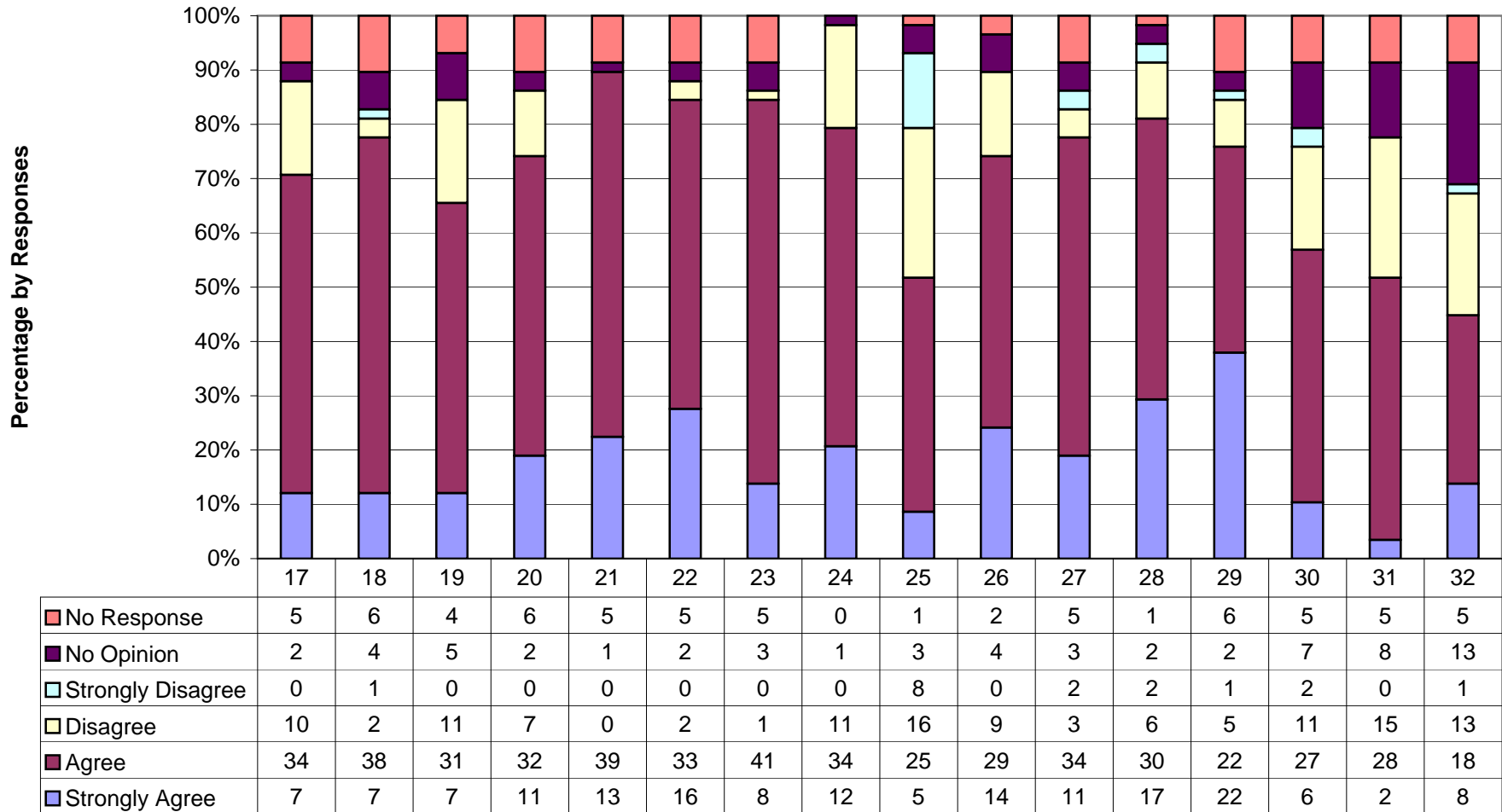
**Tabor City Middle School: SACS-CASI/School Improvement  
Parent Survey Results  
Expectations and School Climate  
December 15, 2006**



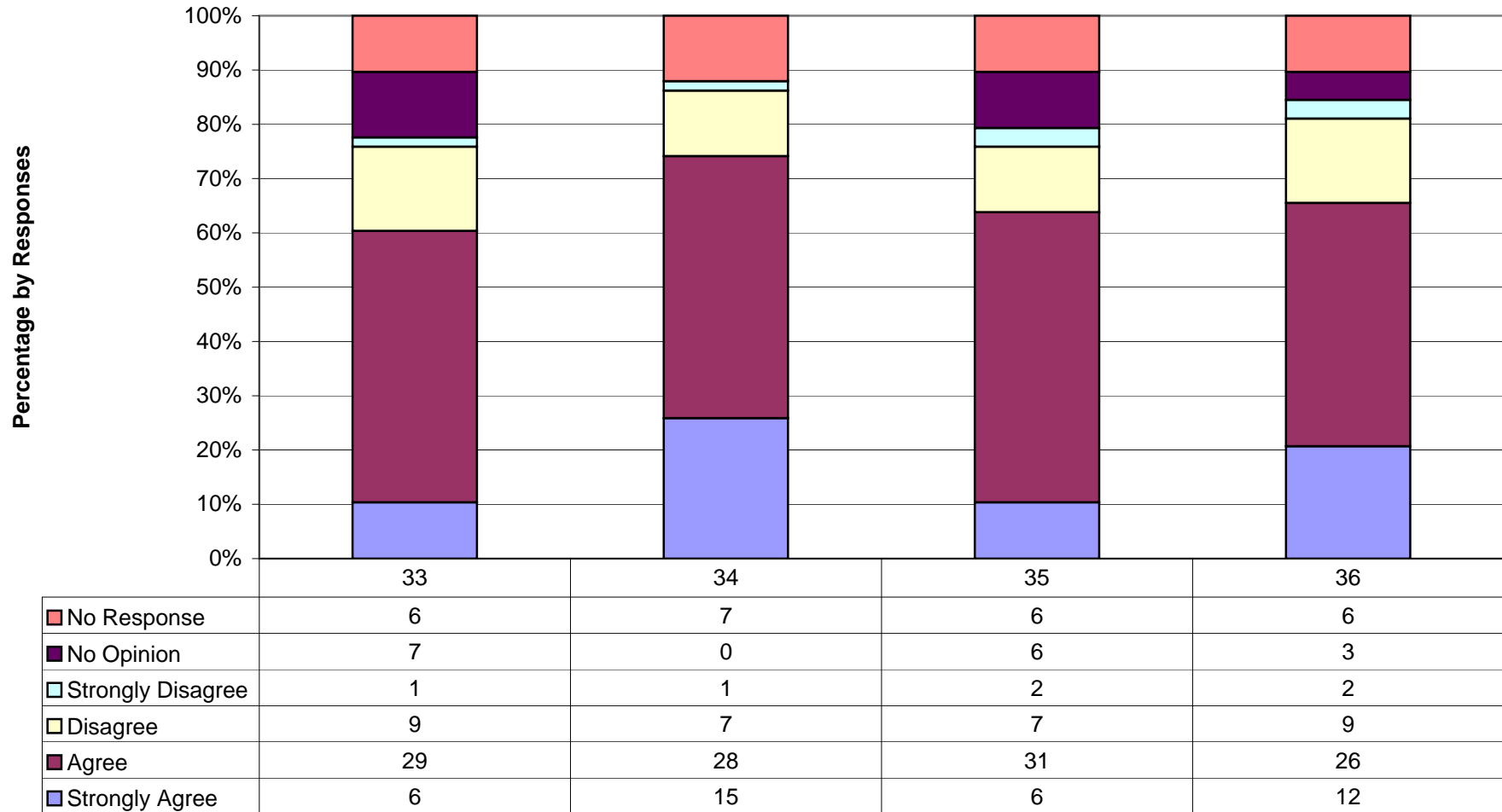
**Tabor City Middle School: SACS-CASI/School Improvement  
Parent Survey Results  
Discipline  
December 15, 2006**



**Tabor City Middle School: SACS-CASI/School Improvement  
Parent Survey Results  
Effective Instruction  
December 15, 2006**

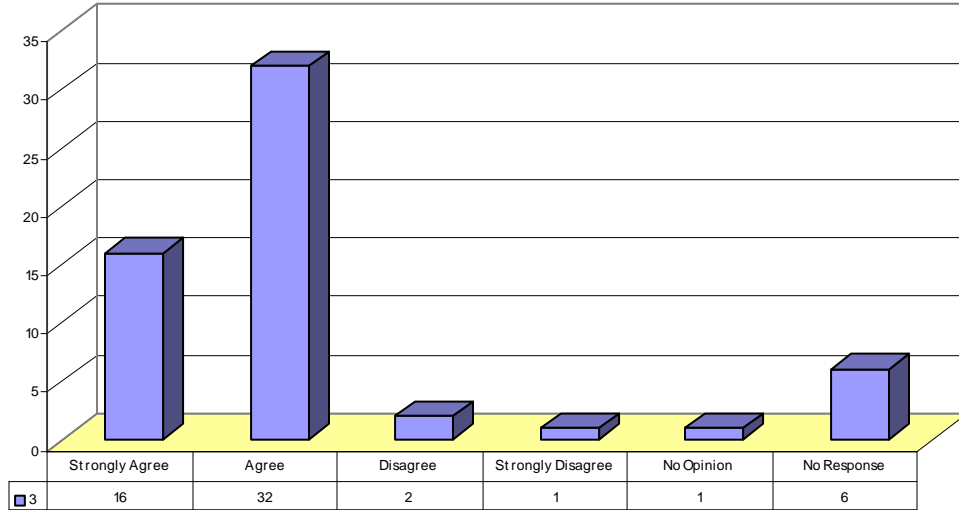


**Tabor City Middle School: SACS-CASI/School Improvement  
Parent Survey Results  
Communication and Parent/Guardian Involvement  
December 15, 2006**

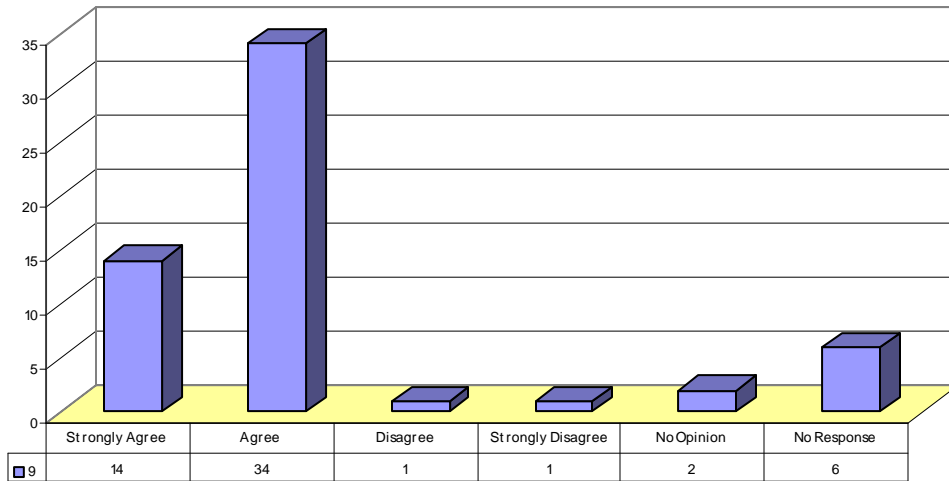


## Strengths – Parent Survey

**Item 3 Responses: Adults treat students with respect in this school.**

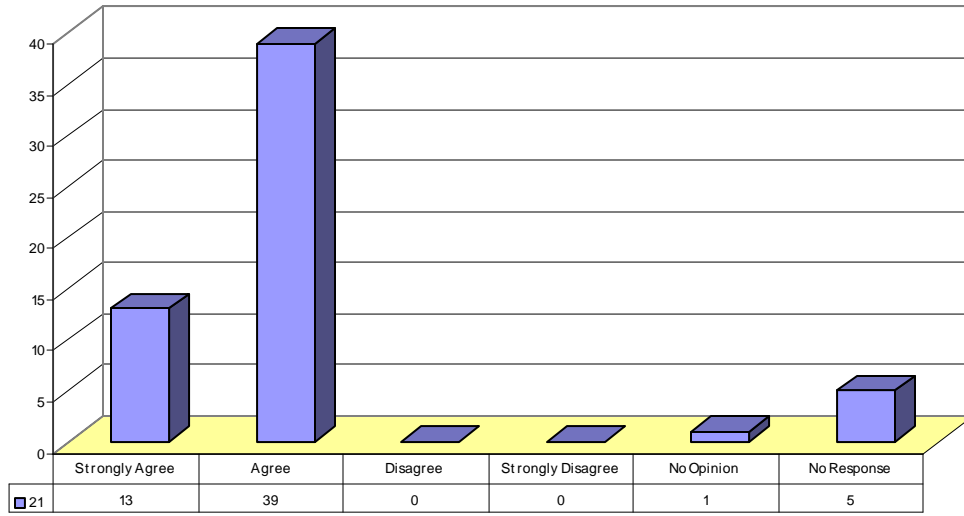


**Item 9 Responses: Tobacco use on campus is NOT widespread among students who attend this school.**

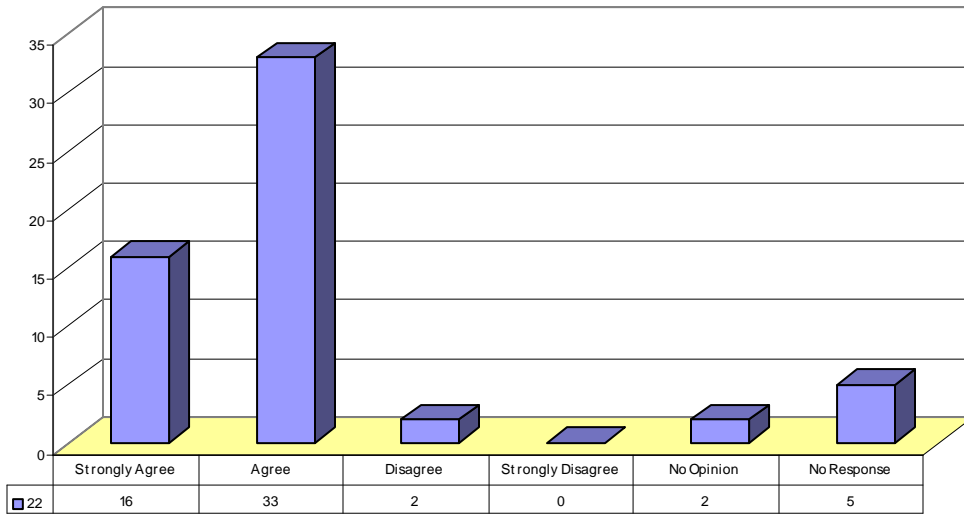




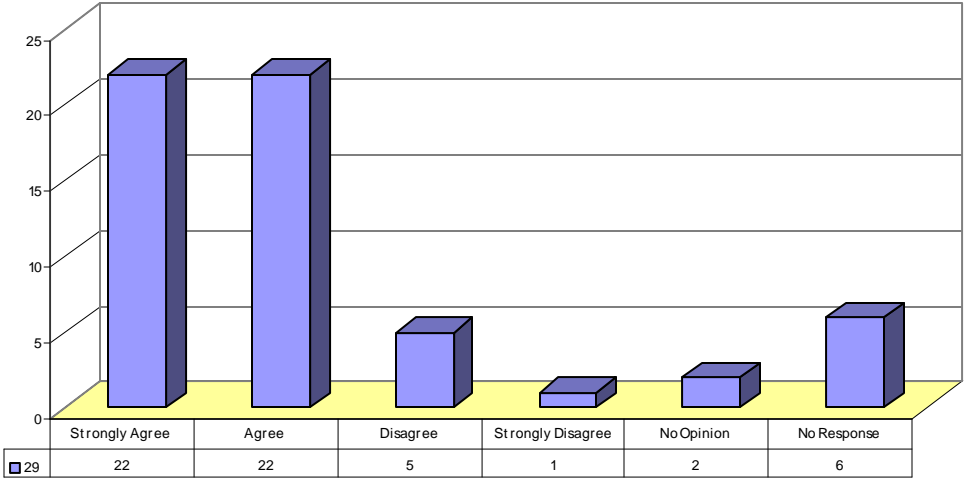
**Item 21 Responses: Student work is graded fairly and equitably.**



**Item 22 Responses: Students are expected to do good work at this school.**

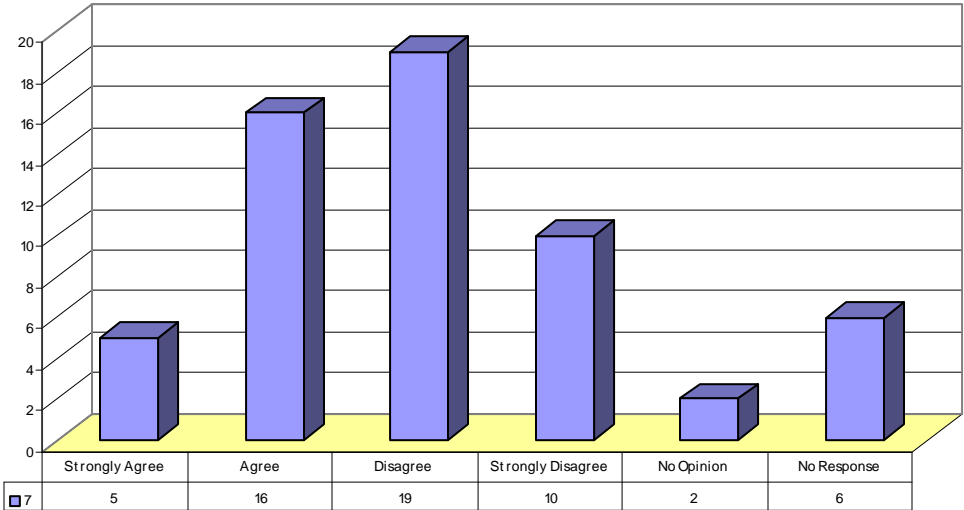


**Item 29 Responses: Foreign Language should be part of the curriculum for grades K-12.**

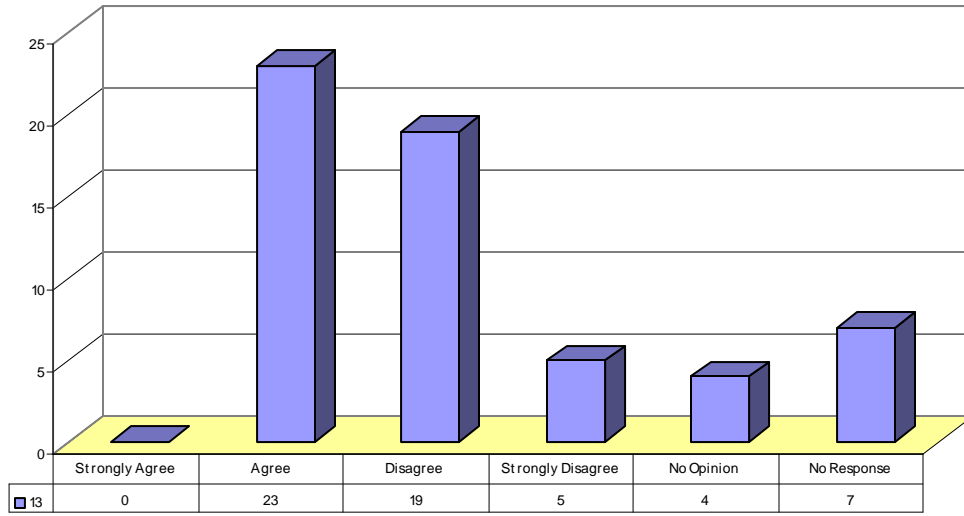


**Weaknesses – Parent Survey**

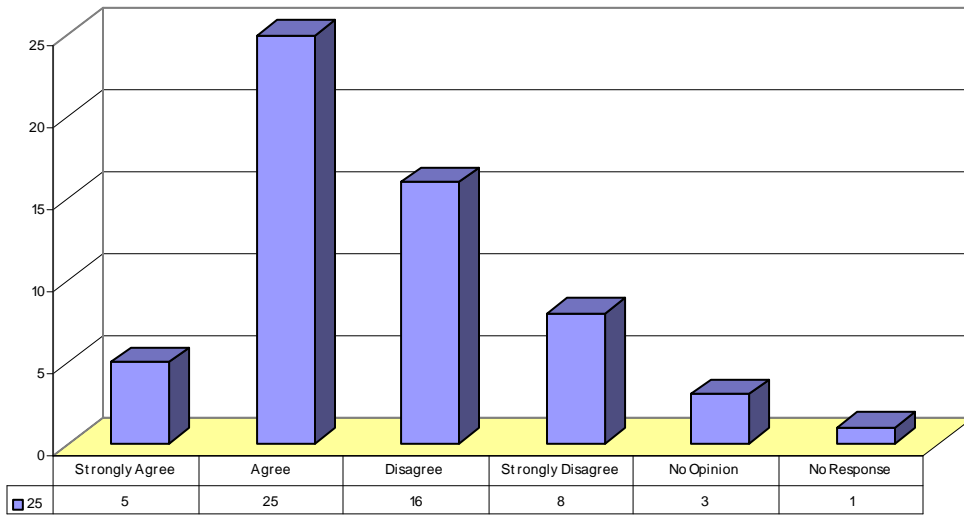
**Item 7 Responses: Bullying is NOT a problem at this school.**



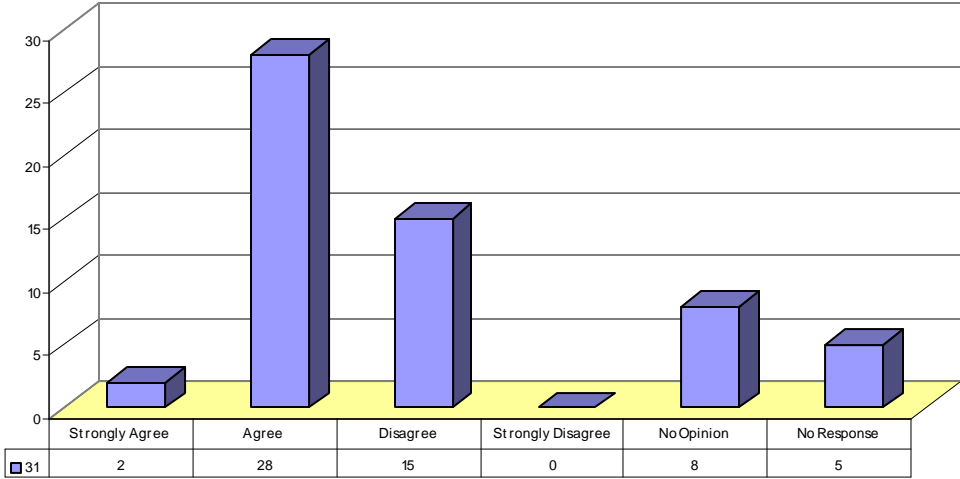
**Item 13 Responses: Students are well behaved at this school.**



**Item 25 Responses: There are enough materials and supplies at this school.**



**Item 31 Responses: Students are provided guidance and information about course selections and graduation requirements.**



**Item 32 Responses: This school has provided opportunities to prepare students for the SAT, ACT, or PSAT.**

