
***Columbus County Schools
District SACS-CASI/School Improvement
Parent Survey -- Individual School Report
December 15, 2006***

25 Respondents

Responses by School

<u>School</u>	<u>Count</u>	<u>Ratio</u>
Southeastern Early College High	25	100.0%
Response Total:	25	100.0%

Responses by Grade

<u>Grade</u>	<u>Count</u>	<u>Ratio</u>
Grade 9	24	100.0%
Response Total:	24	96.0%

Responses by Gender

<u>Gender</u>	<u>Count</u>	<u>Ratio</u>
Male	10	41.7%
Female	14	58.3%
Response Total:	24	96.0%

Responses by Ethnicity

<u>Ethnicity</u>	<u>Count</u>	<u>Ratio</u>
American Indian	1	4.2%
Asian	0	0.0%
Black	3	12.5%
Hispanic	0	0.0%
Multi-racial	3	12.5%
White	17	70.8%
Other	0	0.0%
Response Total:	24	96.0%

Overall grade given this school

<u>Grade</u>	<u>Count</u>	<u>Ratio</u>
School Grade-A	15	62.5%
School Grade-B	5	20.8%
School Grade-C	4	16.7%
School Grade-D	0	0.0%
School Grade-F	0	0.0%
Response Total:	24	96.0%

Overall grade given this school school district

<u>Grade</u>	<u>Count</u>	<u>Ratio</u>
District Grade-A	3	13.0%
District Grade-B	8	34.8%
District Grade-C	9	39.1%
District Grade-D	1	4.3%
District Grade-F	2	8.7%
Response Total:	23	92.0%

Which of the following technology do you have at home?

<u>Response</u>	<u>Count</u>	<u>Ratio</u>
Computer	7	29.2%
Computer and Internet	16	66.7%
Neither	1	4.2%
Response Total:	24	96.0%

Expectations and School Climate

01. My child feels safe at this school.

<u>Opinion</u>	<u>Count</u>	<u>Ratio</u>
Strongly Agree	12	50.0%
Agree	12	50.0%
Disagree	0	
Strongly Disagree	0	
No Opinion	0	
Response Total:	24	96.0%

02. My child’s teachers utilize class time in an effective manner.

<u>Opinion</u>	<u>Count</u>	<u>Ratio</u>
Strongly Agree	11	45.8%
Agree	13	54.2%
Disagree	0	
Strongly Disagree	0	
No Opinion	0	
Response Total:	24	96.0%

03. Adults treat students with respect in this school.

<u>Opinion</u>	<u>Count</u>	<u>Ratio</u>
Strongly Agree	10	43.5%
Agree	12	52.2%
Disagree	0	
Strongly Disagree	0	
No Opinion	1	4.3%
Response Total:	23	92.0%

04. The principal knows what is going on in classes.

<u>Opinion</u>	<u>Count</u>	<u>Ratio</u>
Strongly Agree	13	54.2%
Agree	11	45.8%
Disagree	0	
Strongly Disagree	0	
No Opinion	0	
Response Total:	24	96.0%

05. All staff members care about what happens to the students.

<u>Opinion</u>	<u>Count</u>	<u>Ratio</u>
Strongly Agree	13	54.2%
Agree	11	45.8%
Disagree	0	
Strongly Disagree	0	
No Opinion	0	
Response Total:	24	96.0%

06. Teachers at this school enjoy teaching.

<u>Opinion</u>	<u>Count</u>	<u>Ratio</u>
Strongly Agree	9	37.5%
Agree	13	54.2%
Disagree	1	4.2%
Strongly Disagree	0	
No Opinion	1	4.2%
Response Total:	24	96.0%

07. Bullying is NOT a problem at this school.

<u>Opinion</u>	<u>Count</u>	<u>Ratio</u>
Strongly Agree	13	54.2%
Agree	10	41.7%
Disagree	0	
Strongly Disagree	0	
No Opinion	1	4.2%
Response Total:	24	96.0%

08. Alcohol use on campus is NOT widespread among students who attend this school.

<u>Opinion</u>	<u>Count</u>	<u>Ratio</u>
Strongly Agree	12	50.0%
Agree	11	45.8%
Disagree	1	4.2%
Strongly Disagree	0	
No Opinion	0	
Response Total:	24	96.0%

09. Tobacco use on campus is NOT widespread among students who attend this school.

<u>Opinion</u>	<u>Count</u>	<u>Ratio</u>
Strongly Agree	8	33.3%
Agree	9	37.5%
Disagree	3	12.5%
Strongly Disagree	3	12.5%
No Opinion	1	4.2%
Response Total:	24	96.0%

10. Drug use on campus is NOT a serious problem among students who attend this school.

<u>Opinion</u>	<u>Count</u>	<u>Ratio</u>
Strongly Agree	9	37.5%
Agree	13	54.2%
Disagree	1	4.2%
Strongly Disagree	0	
No Opinion	1	4.2%
Response Total:	24	96.0%

11. My child's teachers allow me to have input on decisions affecting instructional practices for my child.

<u>Opinion</u>	<u>Count</u>	<u>Ratio</u>
Strongly Agree	8	33.3%
Agree	13	54.2%
Disagree	1	4.2%
Strongly Disagree	1	4.2%
No Opinion	1	4.2%
Response Total:	24	96.0%

12. All students have an equal opportunity to participate in activities (clubs, musical groups, athletics, etc.).

<u>Opinion</u>	<u>Count</u>	<u>Ratio</u>
Strongly Agree	12	50.0%
Agree	12	50.0%
Disagree	0	
Strongly Disagree	0	
No Opinion	0	
Response Total:	24	96.0%

Discipline

13. Students are well behaved at this school.

<u>Opinion</u>	<u>Count</u>	<u>Ratio</u>
Strongly Agree	11	45.8%
Agree	11	45.8%
Disagree	2	8.3%
Strongly Disagree	0	
No Opinion	0	
Response Total:	24	96.0%

14. Staff members are consistent with enforcing rules and using appropriate measures when rules are broken.

<u>Opinion</u>	<u>Count</u>	<u>Ratio</u>
Strongly Agree	14	58.3%
Agree	9	37.5%
Disagree	1	4.2%
Strongly Disagree	0	
No Opinion	0	
Response Total:	24	96.0%

15. Students are taught strategies on how to avoid fights and arguments in school.

<u>Opinion</u>	<u>Count</u>	<u>Ratio</u>
Strongly Agree	7	30.4%
Agree	14	60.9%
Disagree	0	
Strongly Disagree	0	
No Opinion	2	8.7%
Response Total:	23	92.0%

16. Rules are fair at this school.

<u>Opinion</u>	<u>Count</u>	<u>Ratio</u>
Strongly Agree	11	45.8%
Agree	11	45.8%
Disagree	1	4.2%
Strongly Disagree	0	
No Opinion	1	4.2%
Response Total:	24	96.0%

Effective Instruction

17. Teachers utilize a variety of instructional techniques to meet the needs of students.

<u>Opinion</u>	<u>Count</u>	<u>Ratio</u>
Strongly Agree	12	50.0%
Agree	9	37.5%
Disagree	3	12.5%
Strongly Disagree	0	
No Opinion	0	
Response Total:	24	96.0%

18. In classes, students spend time using computers or other technology.

<u>Opinion</u>	<u>Count</u>	<u>Ratio</u>
Strongly Agree	8	33.3%
Agree	12	50.0%
Disagree	3	12.5%
Strongly Disagree	0	
No Opinion	1	4.2%
Response Total:	24	96.0%

19. In classes, students learn about things interesting to them.

<u>Opinion</u>	<u>Count</u>	<u>Ratio</u>
Strongly Agree	6	25.0%
Agree	13	54.2%
Disagree	3	12.5%
Strongly Disagree	0	
No Opinion	2	8.3%
Response Total:	24	96.0%

20. Homework assignments consist of things that teachers cover in class with students.

<u>Opinion</u>	<u>Count</u>	<u>Ratio</u>
Strongly Agree	2	14.3%
Agree	10	71.4%
Disagree	1	7.1%
Strongly Disagree	0	
No Opinion	1	7.1%
Response Total:	14	56.0%

21. Student work is graded fairly and equitably.

<u>Opinion</u>	<u>Count</u>	<u>Ratio</u>
Strongly Agree	11	45.8%
Agree	11	45.8%
Disagree	2	8.3%
Strongly Disagree	0	
No Opinion	0	
Response Total:	24	96.0%

22. Students are expected to do good work at this school.

<u>Opinion</u>	<u>Count</u>	<u>Ratio</u>
Strongly Agree	15	60.0%
Agree	10	40.0%
Disagree	0	
Strongly Disagree	0	
No Opinion	0	
Response Total:	25	100.0%

23. Students are provided challenging class work.

<u>Opinion</u>	<u>Count</u>	<u>Ratio</u>
Strongly Agree	11	45.8%
Agree	11	45.8%
Disagree	0	
Strongly Disagree	0	
No Opinion	2	8.3%
Response Total:	24	96.0%

24. Students work diligently to make good grades at this school.

<u>Opinion</u>	<u>Count</u>	<u>Ratio</u>
Strongly Agree	9	37.5%
Agree	13	54.2%
Disagree	0	
Strongly Disagree	0	
No Opinion	2	8.3%
Response Total:	24	96.0%

25. There are enough materials and supplies at this school.

<u>Opinion</u>	<u>Count</u>	<u>Ratio</u>
Strongly Agree	8	33.3%
Agree	14	58.3%
Disagree	1	4.2%
Strongly Disagree	0	
No Opinion	1	4.2%
Response Total:	24	96.0%

26. Someone at this school provides students with assistance when they are having trouble with class or homework.

<u>Opinion</u>	<u>Count</u>	<u>Ratio</u>
Strongly Agree	12	50.0%
Agree	11	45.8%
Disagree	0	
Strongly Disagree	0	
No Opinion	1	4.2%
Response Total:	24	96.0%

27. Tests measure what teachers have taught in their class.

<u>Opinion</u>	<u>Count</u>	<u>Ratio</u>
Strongly Agree	8	33.3%
Agree	14	58.3%
Disagree	1	4.2%
Strongly Disagree	0	
No Opinion	1	4.2%
Response Total:	24	96.0%

28. Arts Education (Ex. Music, Drama, Art, etc.) is an important part of the curriculum.

<u>Opinion</u>	<u>Count</u>	<u>Ratio</u>
Strongly Agree	6	25.0%
Agree	13	54.2%
Disagree	1	4.2%
Strongly Disagree	0	
No Opinion	4	16.7%
Response Total:	24	96.0%

29. Foreign Language should be part of the curriculum for grades K-12.

<u>Opinion</u>	<u>Count</u>	<u>Ratio</u>
Strongly Agree	8	33.3%
Agree	10	41.7%
Disagree	0	
Strongly Disagree	4	16.7%
No Opinion	2	8.3%
Response Total:	24	96.0%

30. Graduation requirements have been distributed and explained to students, parents, and staff members.

<u>Opinion</u>	<u>Count</u>	<u>Ratio</u>
Strongly Agree	8	33.3%
Agree	11	45.8%
Disagree	1	4.2%
Strongly Disagree	1	4.2%
No Opinion	3	12.5%
Response Total:	24	96.0%

31. Students are provided guidance and information about course selections and graduation requirements.

<u>Opinion</u>	<u>Count</u>	<u>Ratio</u>
Strongly Agree	10	40.0%
Agree	9	36.0%
Disagree	0	
Strongly Disagree	1	4.0%
No Opinion	5	20.0%
Response Total:	25	100.0%

32. This school has provided opportunities to prepare students for the SAT, ACT, or PSAT.

<u>Opinion</u>	<u>Count</u>	<u>Ratio</u>
Strongly Agree	3	12.5%
Agree	11	45.8%
Disagree	0	
Strongly Disagree	0	
No Opinion	10	41.7%
Response Total:	24	96.0%

Communication and Parent/Guardian Involvement

33. Parents/guardians volunteer to help in school.

<u>Opinion</u>	<u>Count</u>	<u>Ratio</u>
Strongly Agree	8	33.3%
Agree	13	54.2%
Disagree	0	
Strongly Disagree	0	
No Opinion	3	12.5%
Response Total:	24	96.0%

34. This school lets parents/guardians know how their child(ren) are doing on a regular basis.

<u>Opinion</u>	<u>Count</u>	<u>Ratio</u>
Strongly Agree	13	54.2%
Agree	10	41.7%
Disagree	0	
Strongly Disagree	1	4.2%
No Opinion	0	
Response Total:	24	96.0%

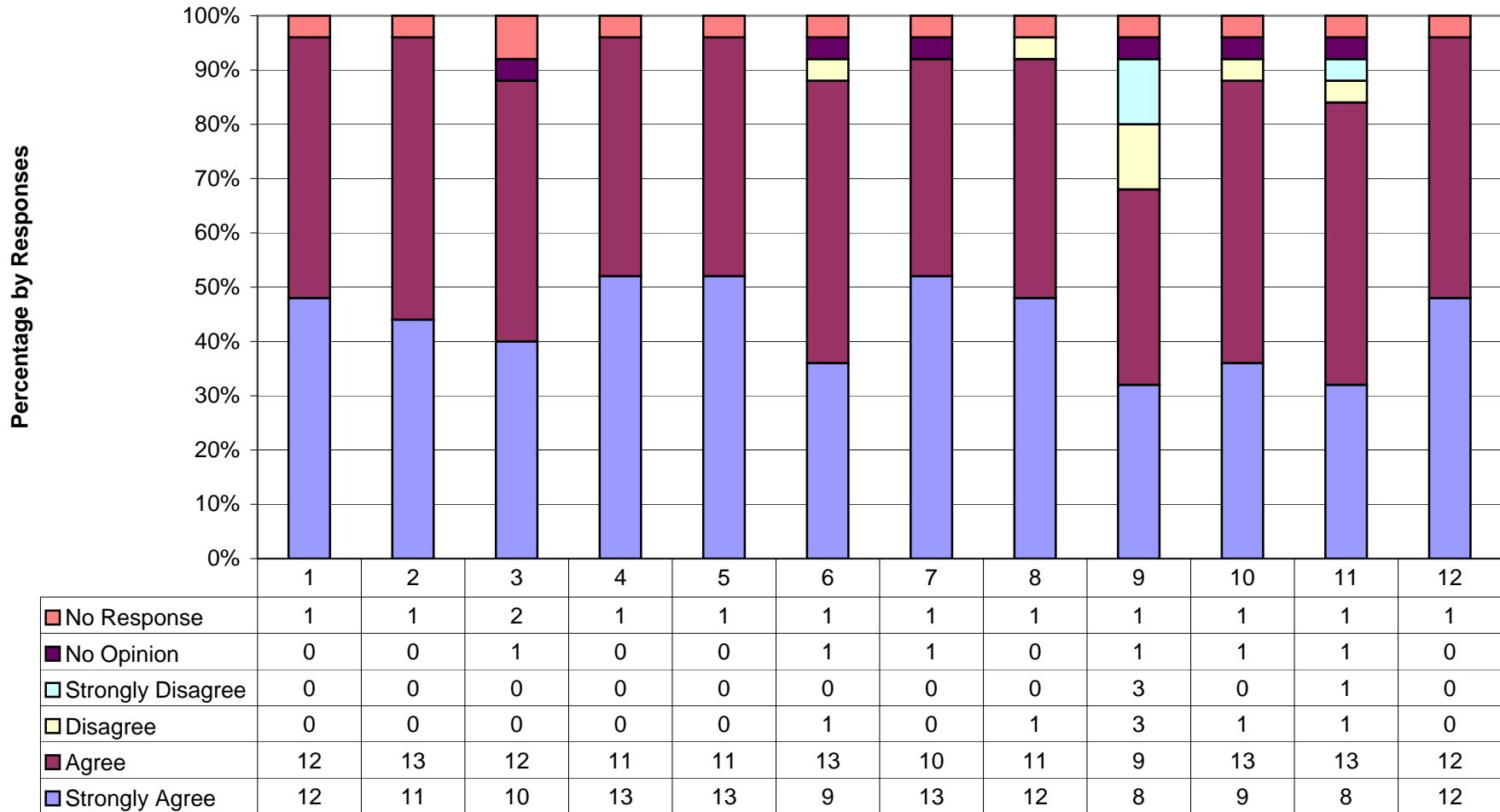
35. Parents/guardians like to visit this school.

<u>Opinion</u>	<u>Count</u>	<u>Ratio</u>
Strongly Agree	9	37.5%
Agree	12	50.0%
Disagree	0	
Strongly Disagree	0	
No Opinion	3	12.5%
Response Total:	24	96.0%

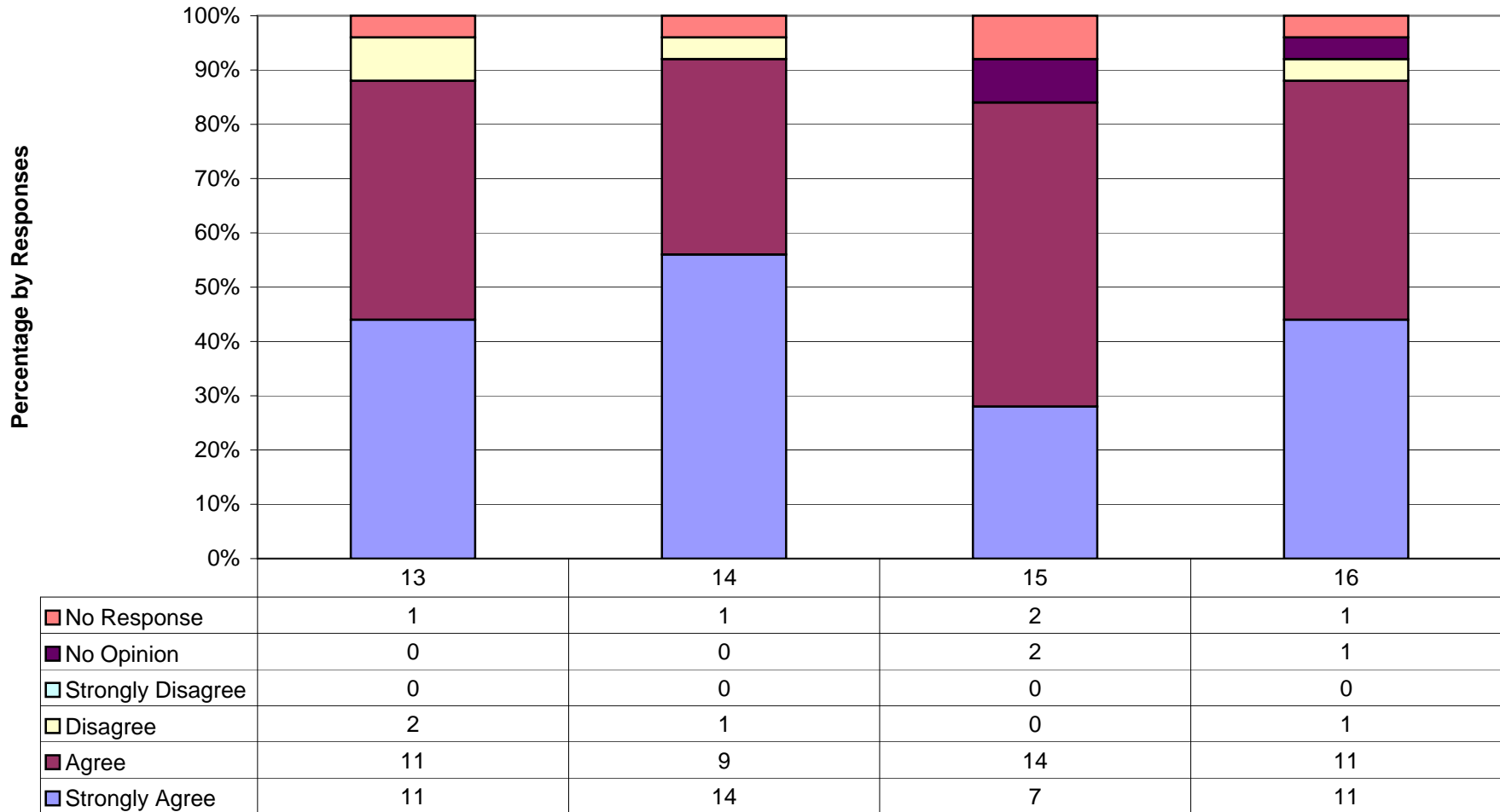
36. Parents/guardians are provided timely information of school events as well as other activities related to this school.

<u>Opinion</u>	<u>Count</u>	<u>Ratio</u>
Strongly Agree	12	50.0%
Agree	11	45.8%
Disagree	1	4.2%
Strongly Disagree	0	
No Opinion	0	
Response Total:	24	96.0%

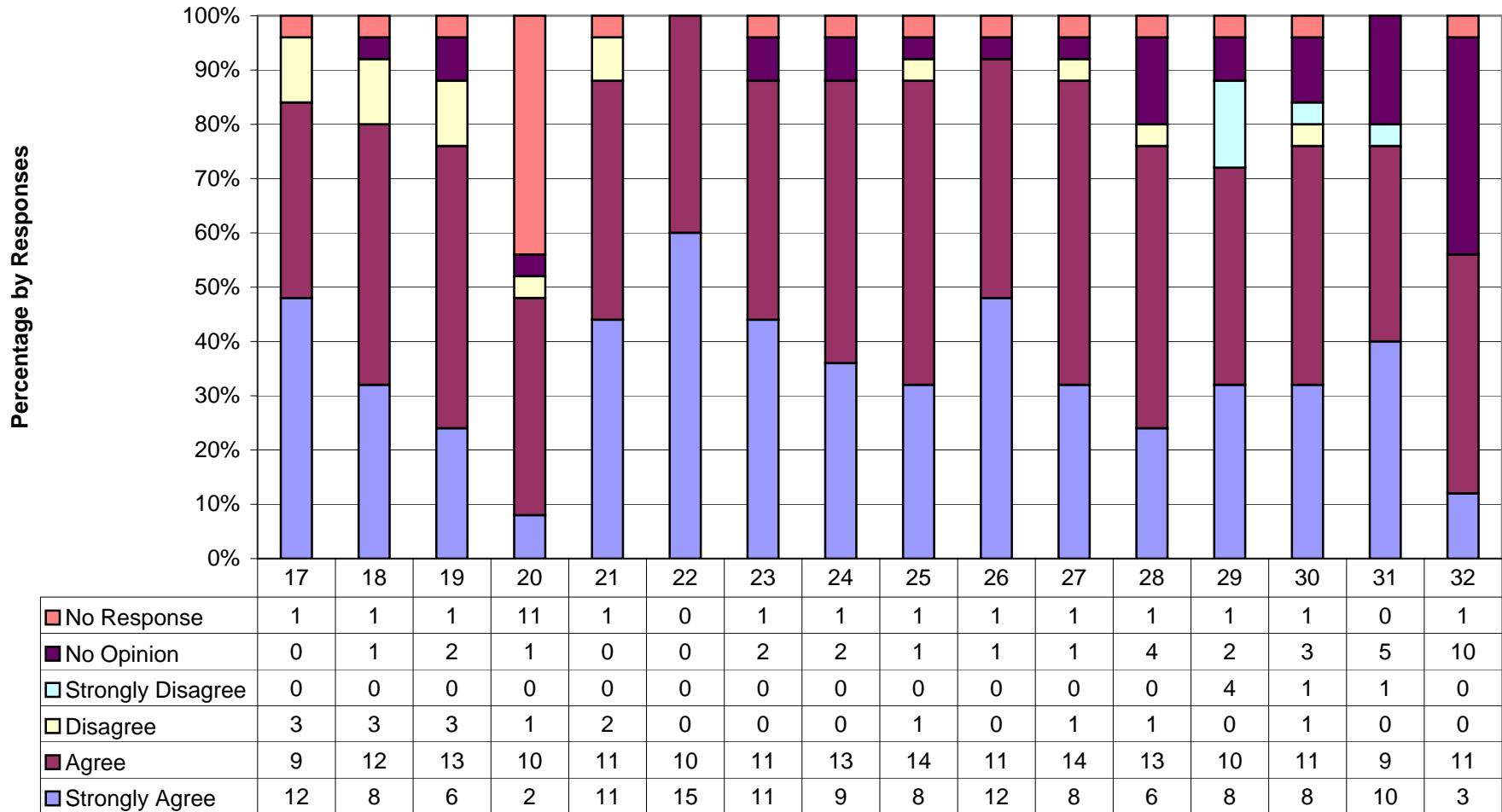
**Southeastern Early College High School: SACS-CASI/School Improvement
Parent Survey Results
Expectations and School Climate
December 15, 2006**



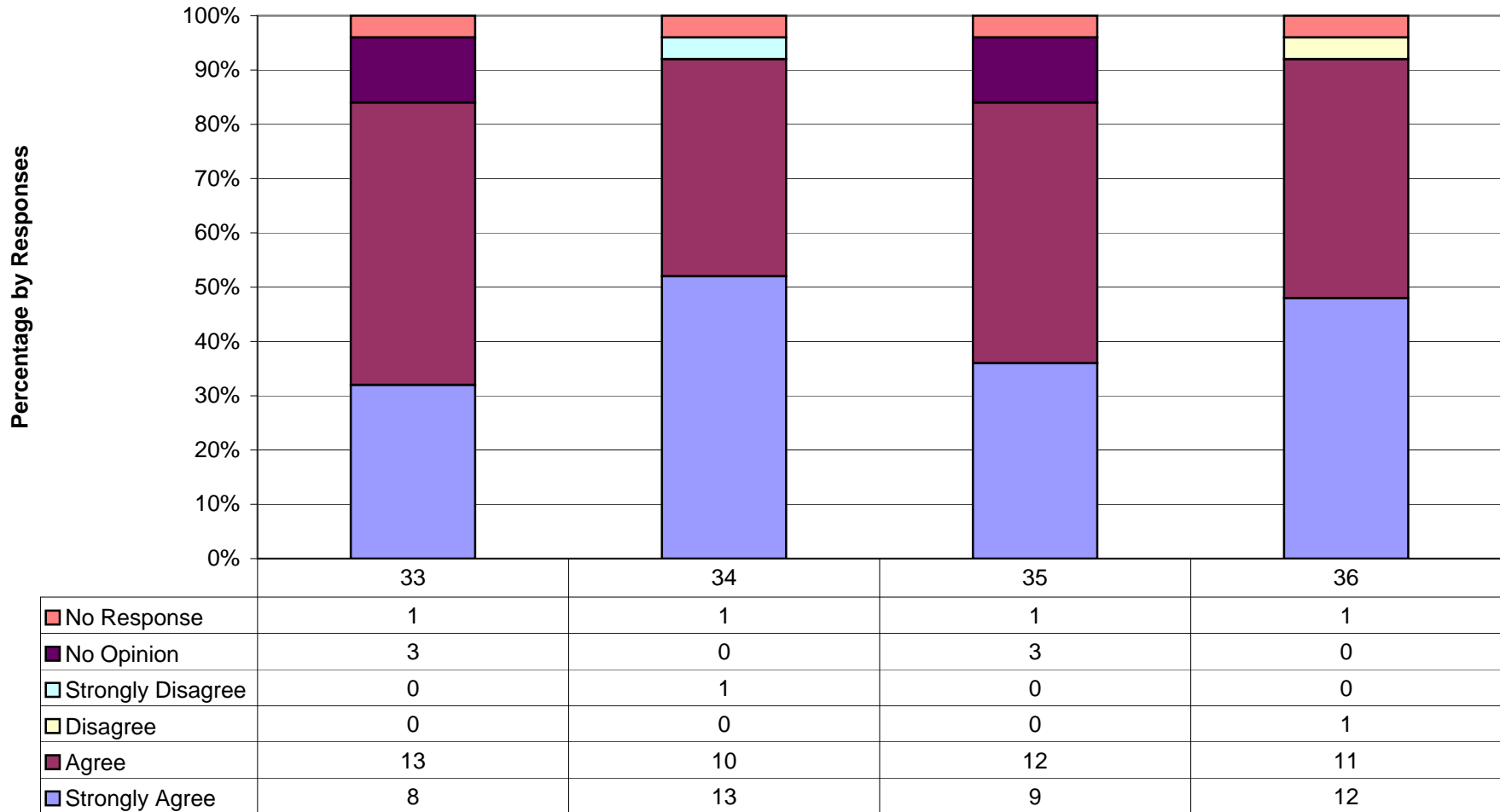
**Southeastern Early College High School: SACS-CASI/School Improvement
Parent Survey Results
Discipline
December 15, 2006**



**Southeastern Early College High School: SACS-CASI/School Improvement
Parent Survey Results
Effective Instruction
December 15, 2006**

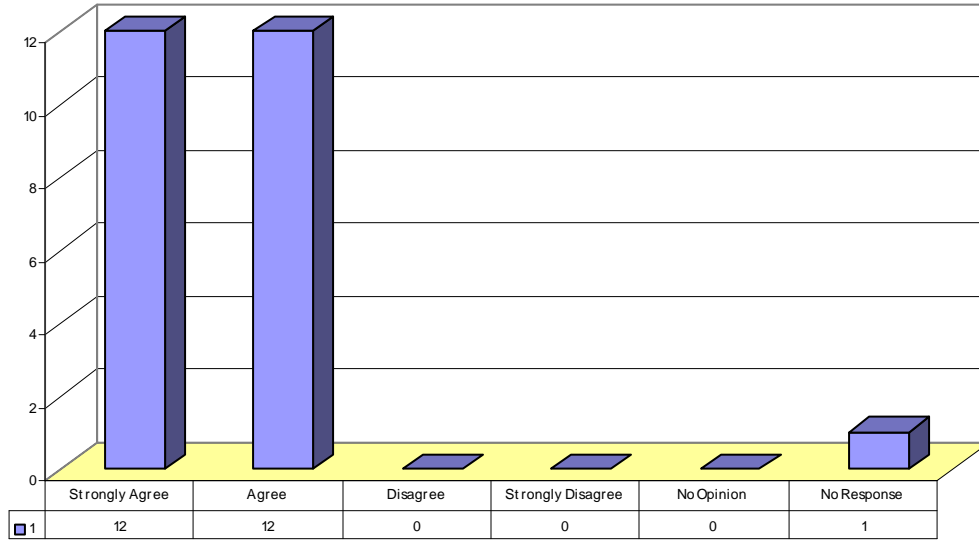


**Southeastern Early College High School: SACS-CASI/School Improvement
Parent Survey Results
Communication and Parent/Guardian Involvement
December 15, 2006**

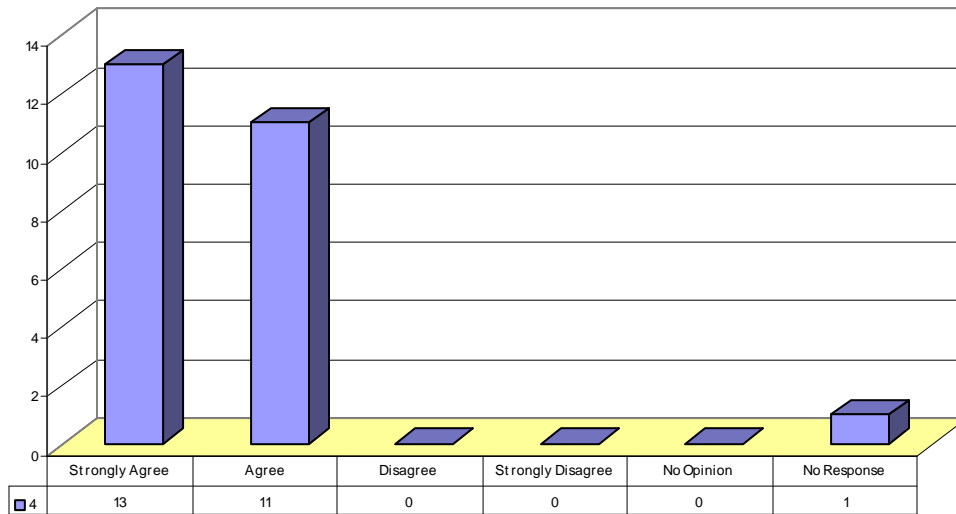


Strengths – Parent Survey

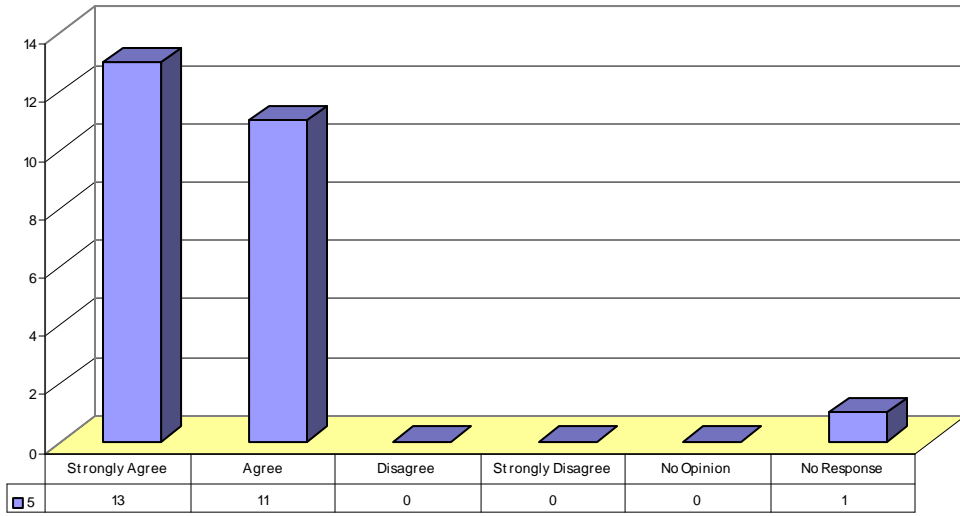
Item 1 Responses: My child feels safe at this school.



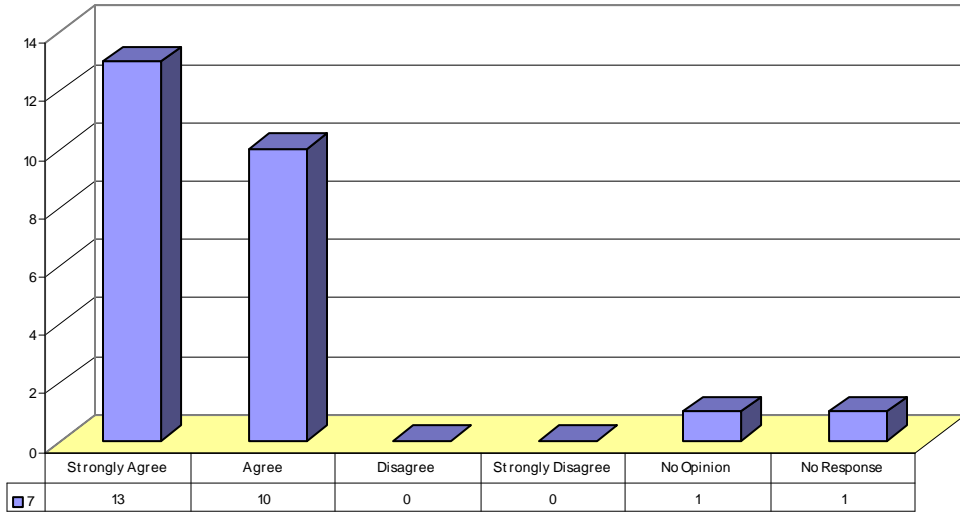
Item 4 Responses: The principal knows what is going on in classes.



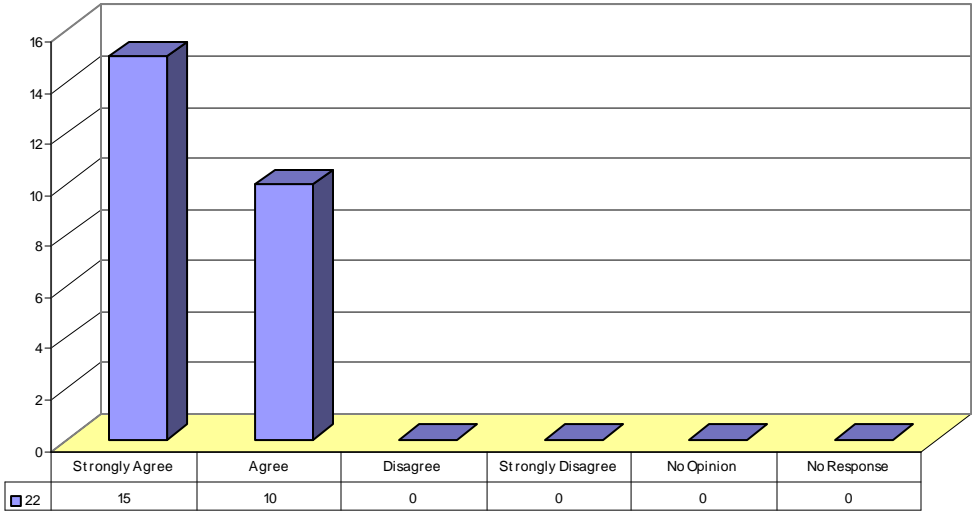
Item 5 Responses: All staff members care about what happens to the students.



Item 7 Responses: Bullying is NOT a problem at this school.

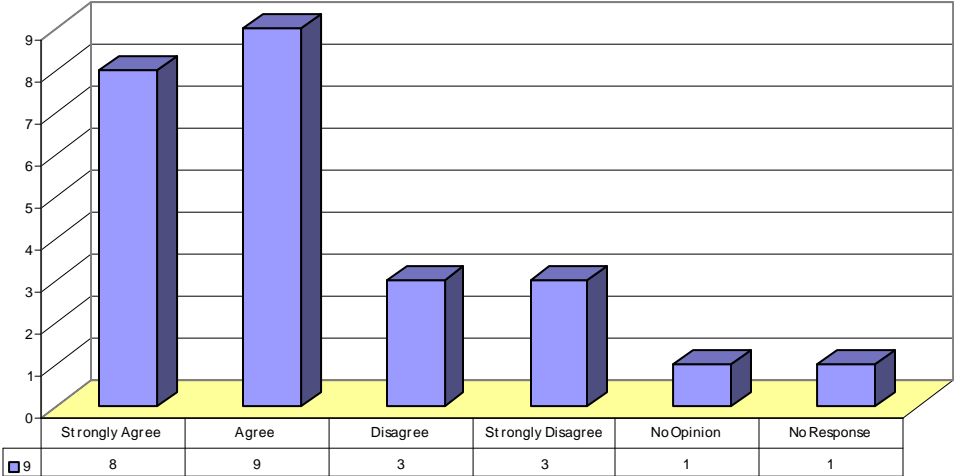


Item 22 Responses: Students are expected to do good work at this school.

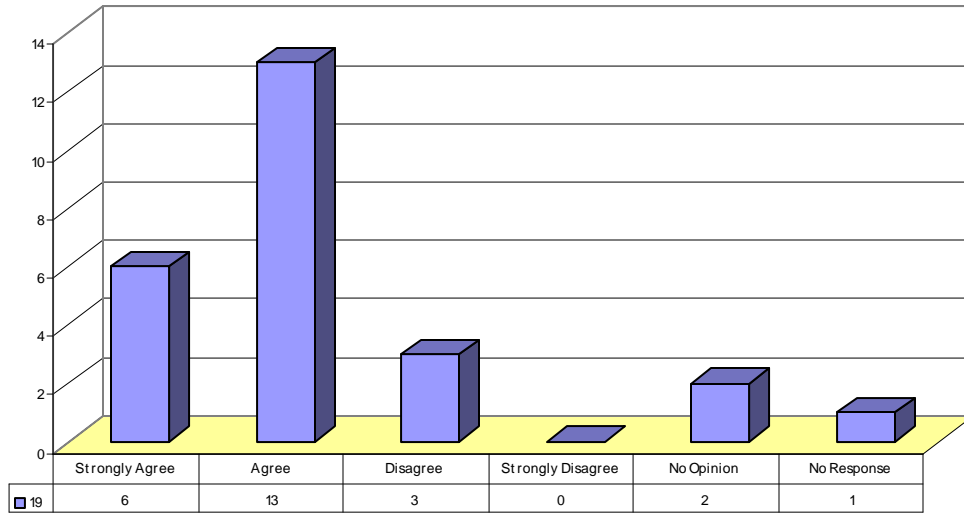


Weaknesses – Parent Survey

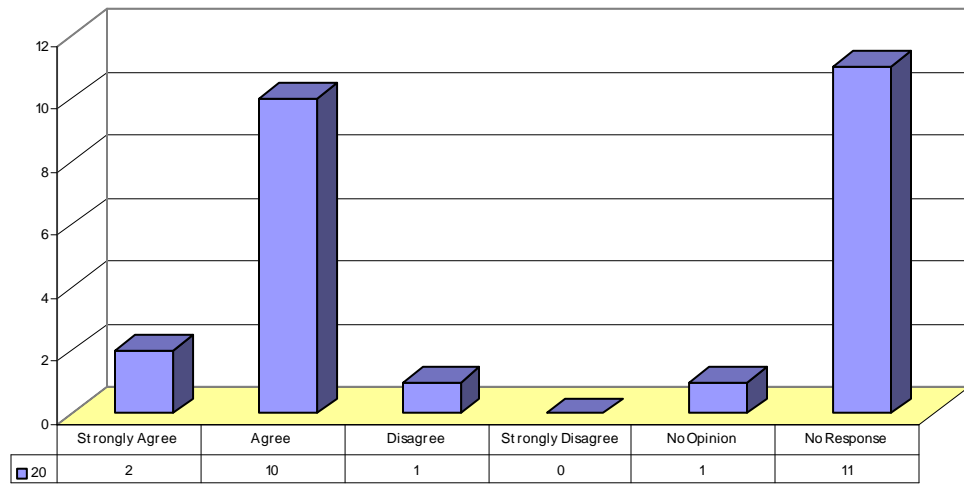
Item 9 Responses: Tobacco use on campus is NOT widespread among students who attend this school.



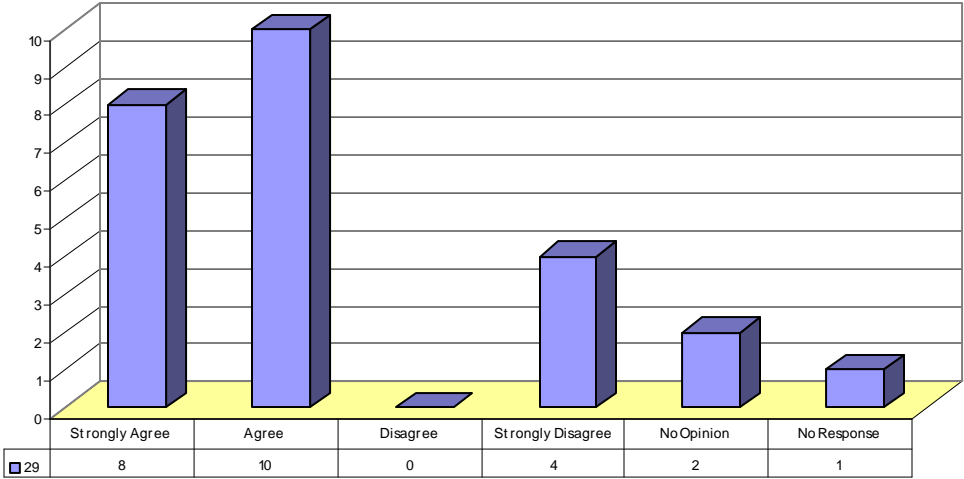
Item 19 Responses: In classes, students learn about things interesting to them.



Item 20 Responses: Homework assignments consist of things that teachers cover in class with students.



Item 29 Responses: Foreign Language should be part of the curriculum for grades K-12.



Item 32 Responses: This school has provided opportunities to prepare students for the SAT, ACT, or PSAT.

