

---

***Columbus County Schools  
District SACS-CASI/School Improvement  
Parent Survey -- Individual School Report  
December 15, 2006***

---

**13 Respondents**

Responses by School

<u>School</u>	<u>Count</u>	<u>Ratio</u>
Nakina Alternative	13	100.0%
Response Total:	13	100.0%

Responses by Grade

<u>Grade</u>	<u>Count</u>	<u>Ratio</u>
Grade 6	1	7.7%
Grade 7	3	23.1%
Grade 8	2	15.4%
Grade 9	1	7.7%
Grade 10	2	15.4%
Grade 11	2	15.4%
Grade 12	2	15.4%
Response Total:	13	100.0%

Responses by Gender

<u>Gender</u>	<u>Count</u>	<u>Ratio</u>
Male	10	76.9%
Female	3	23.1%
Response Total:	13	100.0%

Responses by Ethnicity

<u>Ethnicity</u>	<u>Count</u>	<u>Ratio</u>
American Indian	0	0.0%
Asian	0	0.0%
Black	9	69.2%
Hispanic	0	0.0%
Multi-racial	1	7.7%
White	3	23.1%
Other	0	0.0%
Response Total:	13	100.0%

Overall grade given this school

<u>Grade</u>	<u>Count</u>	<u>Ratio</u>
School Grade-A	2	15.4%
School Grade-B	10	76.9%
School Grade-C	1	7.7%
School Grade-D	0	0.0%
School Grade-F	0	0.0%
Response Total:	13	100.0%

Overall grade given this school school district

<u>Grade</u>	<u>Count</u>	<u>Ratio</u>
District Grade-A	3	23.1%
District Grade-B	7	53.8%
District Grade-C	3	23.1%
District Grade-D	0	0.0%
District Grade-F	0	0.0%
Response Total:	13	100.0%

Which of the following technology do you have at home?

<u>Response</u>	<u>Count</u>	<u>Ratio</u>
Computer	2	15.4%
Computer and Internet	6	46.2%
Neither	5	38.5%
Response Total:	13	100.0%

**Expectations and School Climate**

01. My child feels safe at this school.

<u>Opinion</u>	<u>Count</u>	<u>Ratio</u>
Strongly Agree	2	15.4%
Agree	11	84.6%
Disagree	0	
Strongly Disagree	0	
No Opinion	0	
Response Total:	13	100.0%

02. My child’s teachers utilize class time in an effective manner.

<u>Opinion</u>	<u>Count</u>	<u>Ratio</u>
Strongly Agree	1	7.7%
Agree	11	84.6%
Disagree	0	
Strongly Disagree	0	
No Opinion	1	7.7%
Response Total:	13	100.0%

03. Adults treat students with respect in this school.

<u>Opinion</u>	<u>Count</u>	<u>Ratio</u>
Strongly Agree	3	23.1%
Agree	9	69.2%
Disagree	1	7.7%
Strongly Disagree	0	
No Opinion	0	
Response Total:	13	100.0%

04. The principal knows what is going on in classes.

<u>Opinion</u>	<u>Count</u>	<u>Ratio</u>
Strongly Agree	5	38.5%
Agree	7	53.8%
Disagree	1	7.7%
Strongly Disagree	0	
No Opinion	0	
Response Total:	13	100.0%

05. All staff members care about what happens to the students.

<u>Opinion</u>	<u>Count</u>	<u>Ratio</u>
Strongly Agree	2	15.4%
Agree	10	76.9%
Disagree	1	7.7%
Strongly Disagree	0	
No Opinion	0	
Response Total:	13	100.0%

06. Teachers at this school enjoy teaching.

<u>Opinion</u>	<u>Count</u>	<u>Ratio</u>
Strongly Agree	6	46.2%
Agree	5	38.5%
Disagree	1	7.7%
Strongly Disagree	0	
No Opinion	1	7.7%
Response Total:	13	100.0%

07. Bullying is NOT a problem at this school.

<u>Opinion</u>	<u>Count</u>	<u>Ratio</u>
Strongly Agree	1	7.7%
Agree	8	61.5%
Disagree	1	7.7%
Strongly Disagree	1	7.7%
No Opinion	2	15.4%
Response Total:	13	100.0%

08. Alcohol use on campus is NOT widespread among students who attend this school.

<u>Opinion</u>	<u>Count</u>	<u>Ratio</u>
Strongly Agree	2	15.4%
Agree	10	76.9%
Disagree	0	
Strongly Disagree	1	7.7%
No Opinion	0	
Response Total:	13	100.0%

09. Tobacco use on campus is NOT widespread among students who attend this school.

<u>Opinion</u>	<u>Count</u>	<u>Ratio</u>
Strongly Agree	3	23.1%
Agree	9	69.2%
Disagree	0	
Strongly Disagree	1	7.7%
No Opinion	0	
Response Total:	13	100.0%

10. Drug use on campus is NOT a serious problem among students who attend this school.

<u>Opinion</u>	<u>Count</u>	<u>Ratio</u>
Strongly Agree	2	15.4%
Agree	10	76.9%
Disagree	0	
Strongly Disagree	1	7.7%
No Opinion	0	
Response Total:	13	100.0%

11. My child's teachers allow me to have input on decisions affecting instructional practices for my child.

<u>Opinion</u>	<u>Count</u>	<u>Ratio</u>
Strongly Agree	0	
Agree	10	76.9%
Disagree	1	7.7%
Strongly Disagree	0	
No Opinion	2	15.4%
Response Total:	13	100.0%

12. All students have an equal opportunity to participate in activities (clubs, musical groups, athletics, etc.).

<u>Opinion</u>	<u>Count</u>	<u>Ratio</u>
Strongly Agree	1	7.7%
Agree	9	69.2%
Disagree	1	7.7%
Strongly Disagree	0	
No Opinion	2	15.4%
Response Total:	13	100.0%

**Discipline**

13. Students are well behaved at this school.

<u>Opinion</u>	<u>Count</u>	<u>Ratio</u>
Strongly Agree	1	7.7%
Agree	9	69.2%
Disagree	1	7.7%
Strongly Disagree	1	7.7%
No Opinion	1	7.7%
Response Total:	13	100.0%

14. Staff members are consistent with enforcing rules and using appropriate measures when rules are broken.

<u>Opinion</u>	<u>Count</u>	<u>Ratio</u>
Strongly Agree	5	38.5%
Agree	7	53.8%
Disagree	1	7.7%
Strongly Disagree	0	
No Opinion	0	
Response Total:	13	100.0%

15. Students are taught strategies on how to avoid fights and arguments in school.

<u>Opinion</u>	<u>Count</u>	<u>Ratio</u>
Strongly Agree	4	30.8%
Agree	8	61.5%
Disagree	0	
Strongly Disagree	1	7.7%
No Opinion	0	
Response Total:	13	100.0%

16. Rules are fair at this school.

<u>Opinion</u>	<u>Count</u>	<u>Ratio</u>
Strongly Agree	2	15.4%
Agree	9	69.2%
Disagree	2	15.4%
Strongly Disagree	0	
No Opinion	0	
Response Total:	13	100.0%

## **Effective Instruction**

17. Teachers utilize a variety of instructional techniques to meet the needs of students.

<u>Opinion</u>	<u>Count</u>	<u>Ratio</u>
Strongly Agree	1	7.7%
Agree	11	84.6%
Disagree	1	7.7%
Strongly Disagree	0	
No Opinion	0	
Response Total:	13	100.0%

18. In classes, students spend time using computers or other technology.

<u>Opinion</u>	<u>Count</u>	<u>Ratio</u>
Strongly Agree	2	15.4%
Agree	8	61.5%
Disagree	2	15.4%
Strongly Disagree	0	
No Opinion	1	7.7%
Response Total:	13	100.0%

19. In classes, students learn about things interesting to them.

<u>Opinion</u>	<u>Count</u>	<u>Ratio</u>
Strongly Agree	1	7.7%
Agree	11	84.6%
Disagree	1	7.7%
Strongly Disagree	0	
No Opinion	0	
Response Total:	13	100.0%

20. Homework assignments consist of things that teachers cover in class with students.

<u>Opinion</u>	<u>Count</u>	<u>Ratio</u>
Strongly Agree	1	7.7%
Agree	10	76.9%
Disagree	1	7.7%
Strongly Disagree	0	
No Opinion	1	7.7%
Response Total:	13	100.0%

21. Student work is graded fairly and equitably.

<u>Opinion</u>	<u>Count</u>	<u>Ratio</u>
Strongly Agree	2	15.4%
Agree	11	84.6%
Disagree	0	
Strongly Disagree	0	
No Opinion	0	
Response Total:	13	100.0%

22. Students are expected to do good work at this school.

<u>Opinion</u>	<u>Count</u>	<u>Ratio</u>
Strongly Agree	2	15.4%
Agree	11	84.6%
Disagree	0	
Strongly Disagree	0	
No Opinion	0	
Response Total:	13	100.0%

23. Students are provided challenging class work.

<u>Opinion</u>	<u>Count</u>	<u>Ratio</u>
Strongly Agree	1	7.7%
Agree	8	61.5%
Disagree	2	15.4%
Strongly Disagree	0	
No Opinion	2	15.4%
Response Total:	13	100.0%

24. Students work diligently to make good grades at this school.

<u>Opinion</u>	<u>Count</u>	<u>Ratio</u>
Strongly Agree	1	7.7%
Agree	12	92.3%
Disagree	0	
Strongly Disagree	0	
No Opinion	0	
Response Total:	13	100.0%



25. There are enough materials and supplies at this school.

<u>Opinion</u>	<u>Count</u>	<u>Ratio</u>
Strongly Agree	2	15.4%
Agree	6	46.2%
Disagree	2	15.4%
Strongly Disagree	1	7.7%
No Opinion	2	15.4%
Response Total:	13	100.0%

26. Someone at this school provides students with assistance when they are having trouble with class or homework.

<u>Opinion</u>	<u>Count</u>	<u>Ratio</u>
Strongly Agree	2	15.4%
Agree	8	61.5%
Disagree	1	7.7%
Strongly Disagree	0	
No Opinion	2	15.4%
Response Total:	13	100.0%

27. Tests measure what teachers have taught in their class.

<u>Opinion</u>	<u>Count</u>	<u>Ratio</u>
Strongly Agree	4	30.8%
Agree	7	53.8%
Disagree	1	7.7%
Strongly Disagree	0	
No Opinion	1	7.7%
Response Total:	13	100.0%

28. Arts Education (Ex. Music, Drama, Art, etc.) is an important part of the curriculum.

<u>Opinion</u>	<u>Count</u>	<u>Ratio</u>
Strongly Agree	2	15.4%
Agree	6	46.2%
Disagree	2	15.4%
Strongly Disagree	1	7.7%
No Opinion	2	15.4%
Response Total:	13	100.0%

29. Foreign Language should be part of the curriculum for grades K-12.

<u>Opinion</u>	<u>Count</u>	<u>Ratio</u>
Strongly Agree	6	46.2%
Agree	4	30.8%
Disagree	2	15.4%
Strongly Disagree	1	7.7%
No Opinion	0	
Response Total:	13	100.0%

30. Graduation requirements have been distributed and explained to students, parents, and staff members.

<u>Opinion</u>	<u>Count</u>	<u>Ratio</u>
Strongly Agree	2	15.4%
Agree	8	61.5%
Disagree	0	
Strongly Disagree	0	
No Opinion	3	23.1%
Response Total:	13	100.0%

31. Students are provided guidance and information about course selections and graduation requirements.

<u>Opinion</u>	<u>Count</u>	<u>Ratio</u>
Strongly Agree	2	15.4%
Agree	8	61.5%
Disagree	1	7.7%
Strongly Disagree	1	7.7%
No Opinion	1	7.7%
Response Total:	13	100.0%

32. This school has provided opportunities to prepare students for the SAT, ACT, or PSAT.

<u>Opinion</u>	<u>Count</u>	<u>Ratio</u>
Strongly Agree	1	7.7%
Agree	9	69.2%
Disagree	0	
Strongly Disagree	1	7.7%
No Opinion	2	15.4%
Response Total:	13	100.0%

## **Communication and Parent/Guardian Involvement**

33. Parents/guardians volunteer to help in school.

<u>Opinion</u>	<u>Count</u>	<u>Ratio</u>
Strongly Agree	3	23.1%
Agree	9	69.2%
Disagree	0	
Strongly Disagree	0	
No Opinion	1	7.7%
Response Total:	13	100.0%

34. This school lets parents/guardians know how their child(ren) are doing on a regular basis.

<u>Opinion</u>	<u>Count</u>	<u>Ratio</u>
Strongly Agree	2	15.4%
Agree	11	84.6%
Disagree	0	
Strongly Disagree	0	
No Opinion	0	
Response Total:	13	100.0%

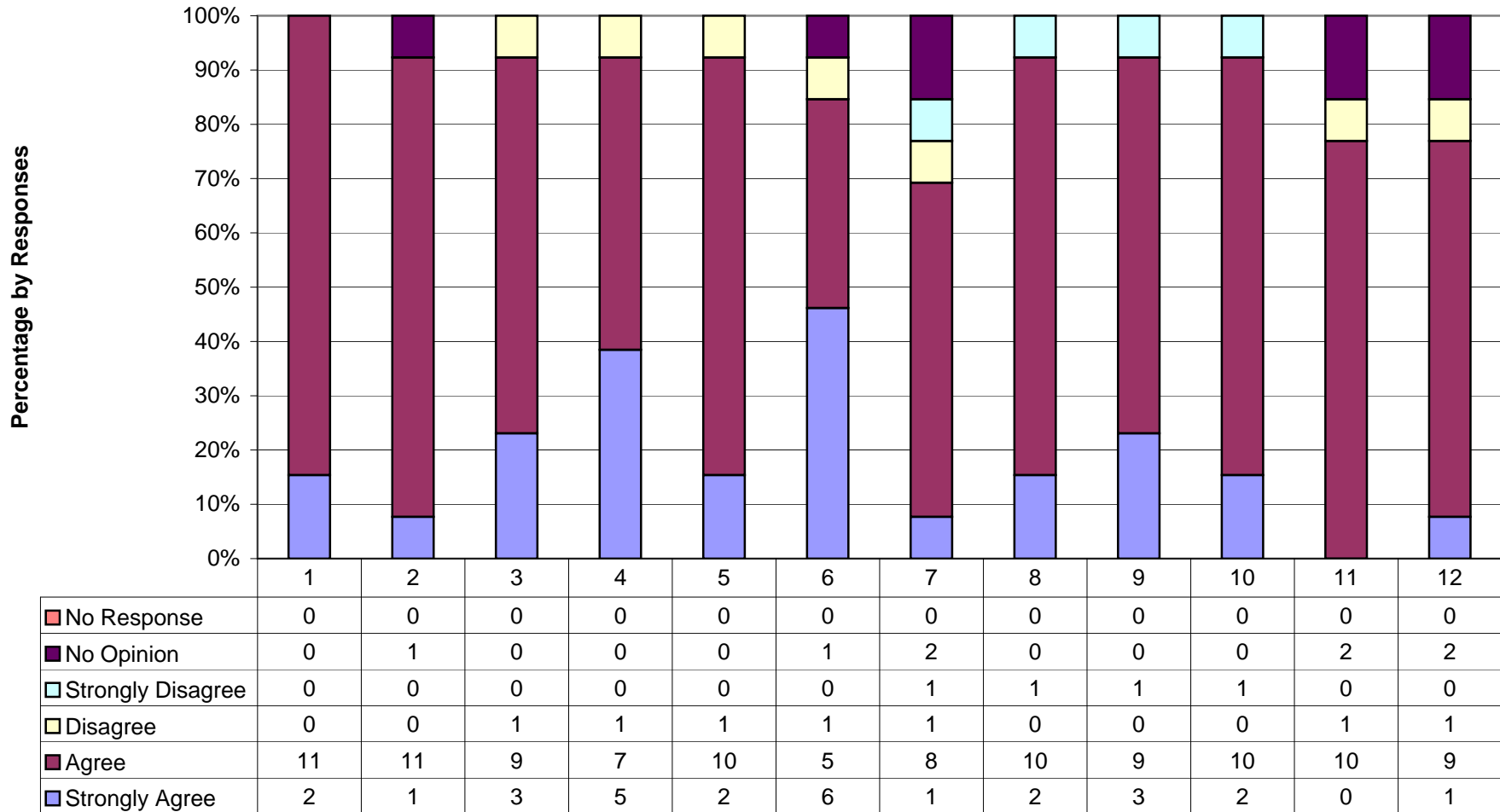
35. Parents/guardians like to visit this school.

<u>Opinion</u>	<u>Count</u>	<u>Ratio</u>
Strongly Agree	0	
Agree	9	69.2%
Disagree	2	15.4%
Strongly Disagree	1	7.7%
No Opinion	1	7.7%
Response Total:	13	100.0%

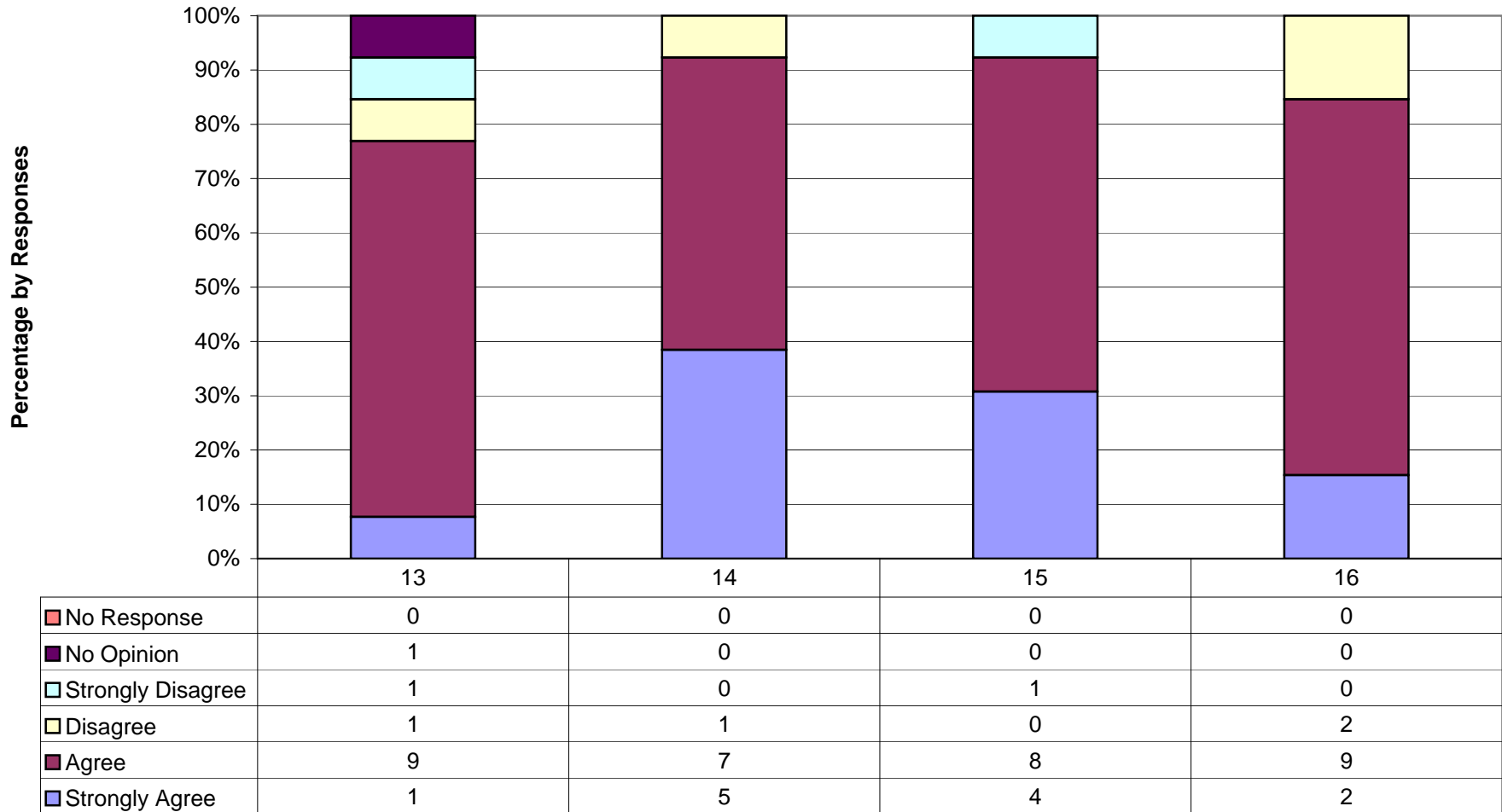
36. Parents/guardians are provided timely information of school events as well as other activities related to this school.

<u>Opinion</u>	<u>Count</u>	<u>Ratio</u>
Strongly Agree	3	23.1%
Agree	9	69.2%
Disagree	0	
Strongly Disagree	0	
No Opinion	1	7.7%
Response Total:	13	100.0%

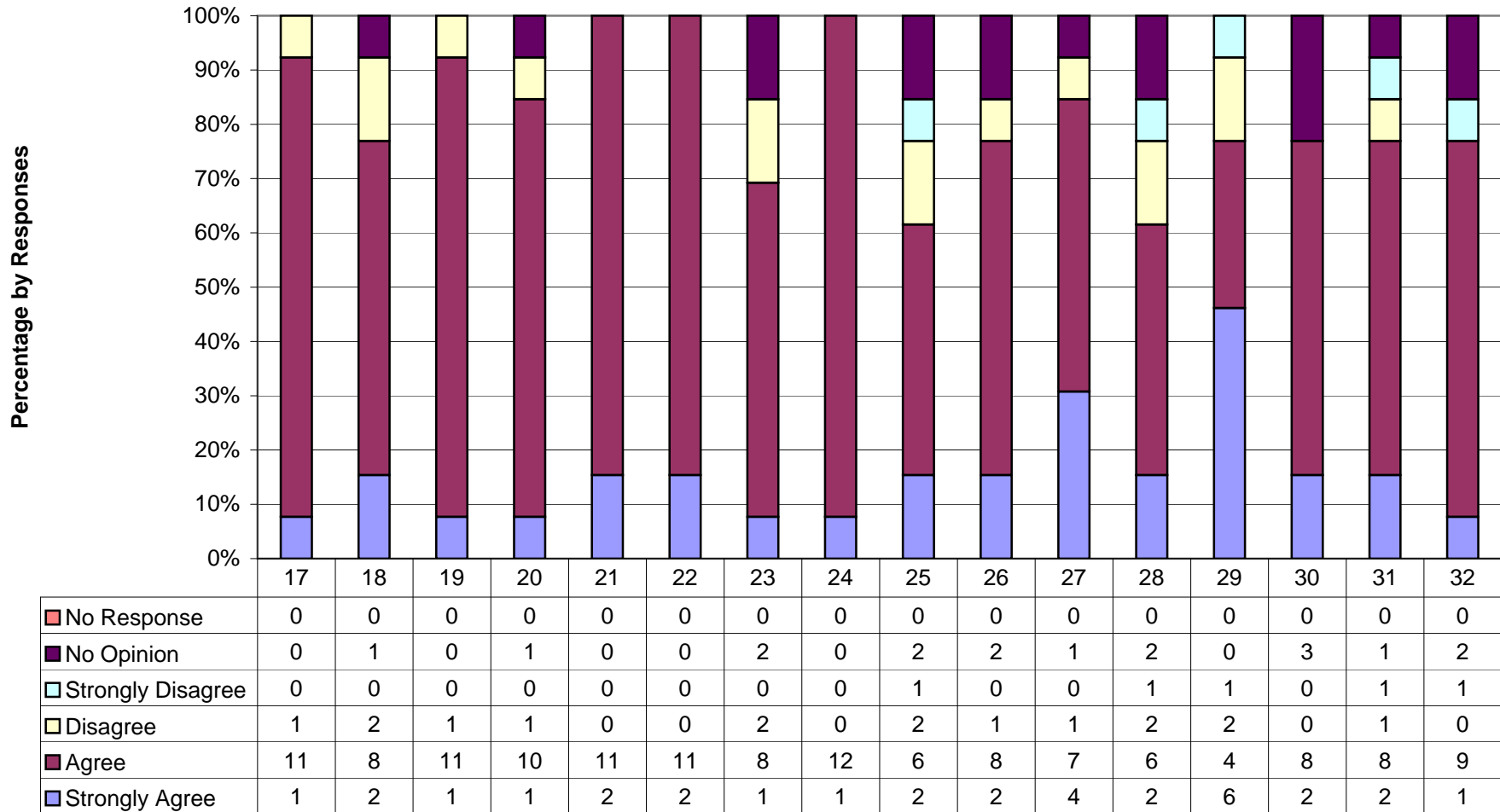
**Nakina Alternative School: SACS-CASI/School Improvement  
Parent Survey Results  
Expectations and School Climate  
December 15, 2006**



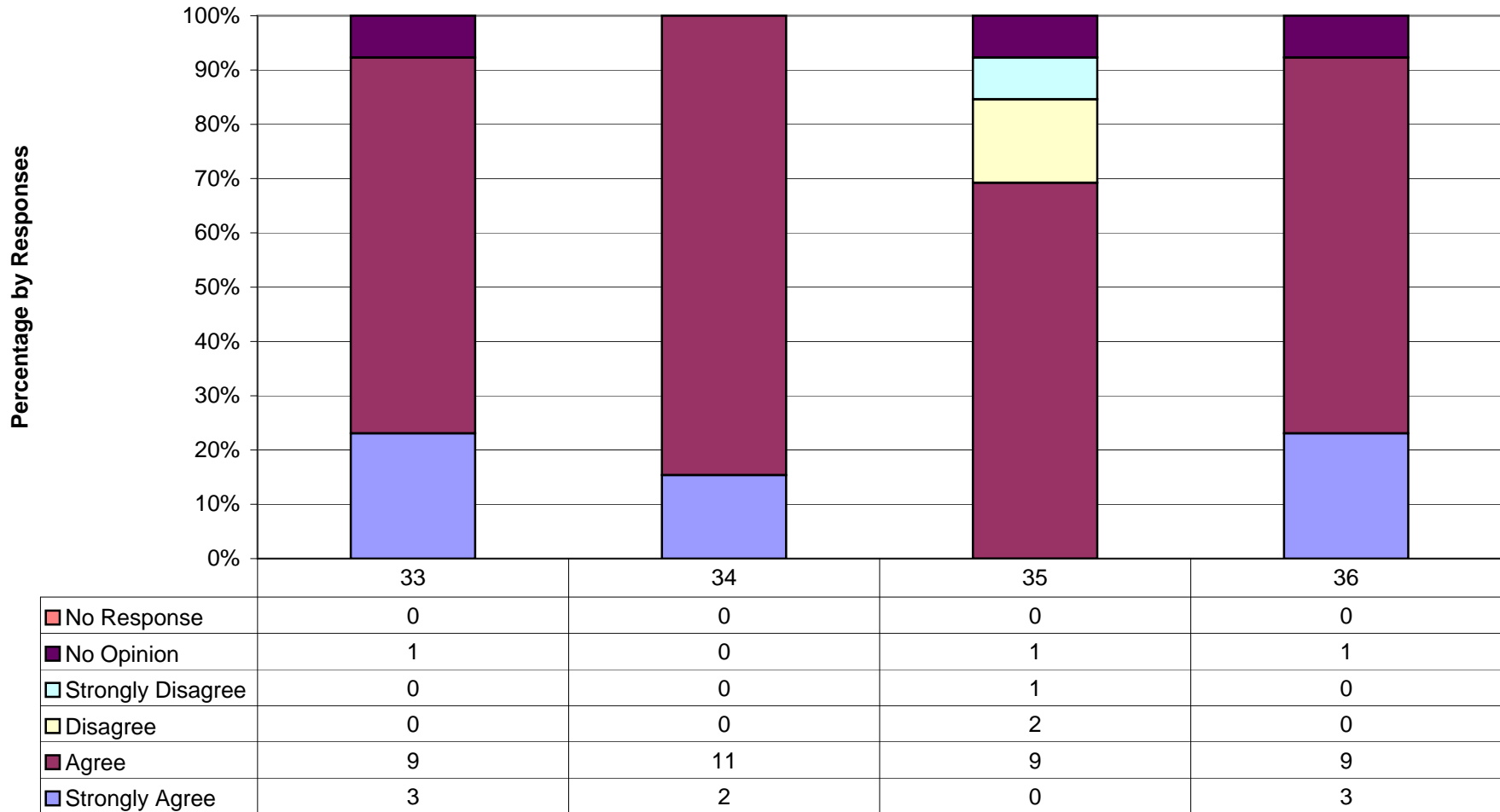
**Nakina Alternative School: SACS-CASI/School Improvement  
Parent Survey Results  
Discipline  
December 15, 2006**



**Nakina Alternative School: SACS-CASI/School Improvement  
Parent Survey Results  
Effective Instruction  
December 15, 2006**

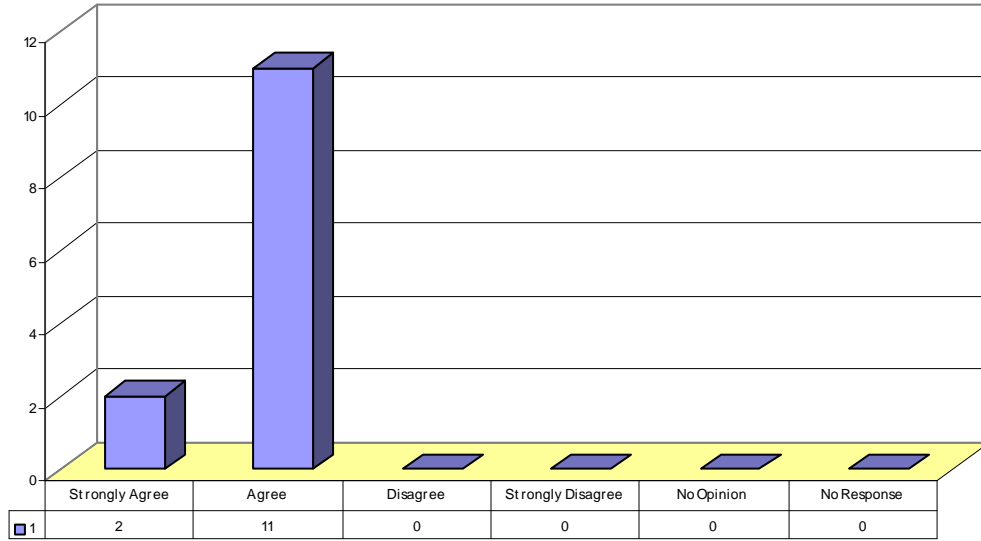


**Nakina Alternative School: SACS-CASI/School Improvement  
Parent Survey Results  
Communication and Parent/Guardian Involvement  
December 15, 2006**

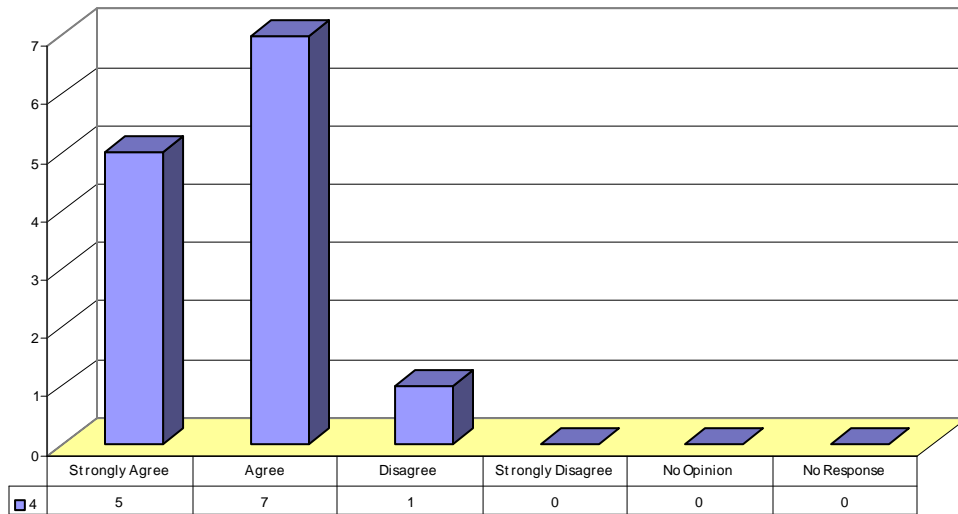


## Strengths – Parent Survey

**Item 1 Responses: My child feels safe at this school.**

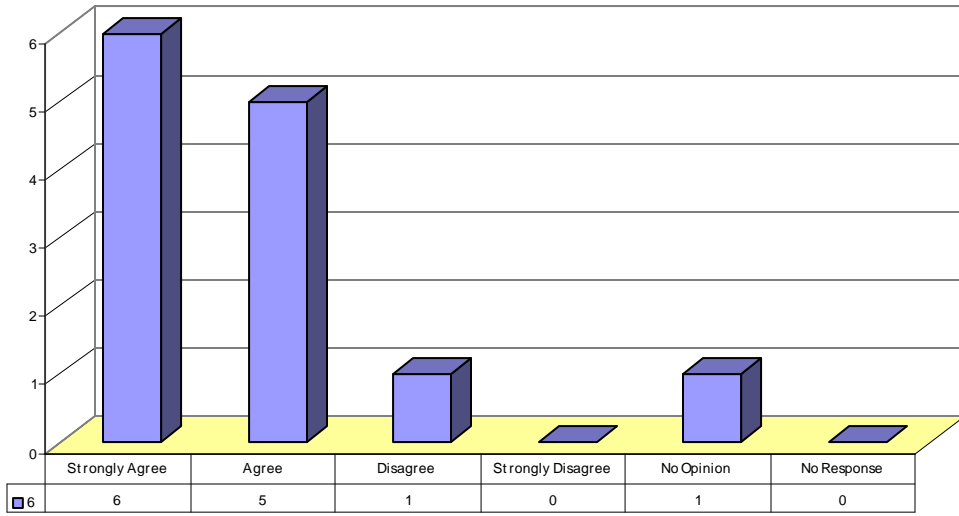


**Item 4 Responses: The principal knows what is going on in classes.**

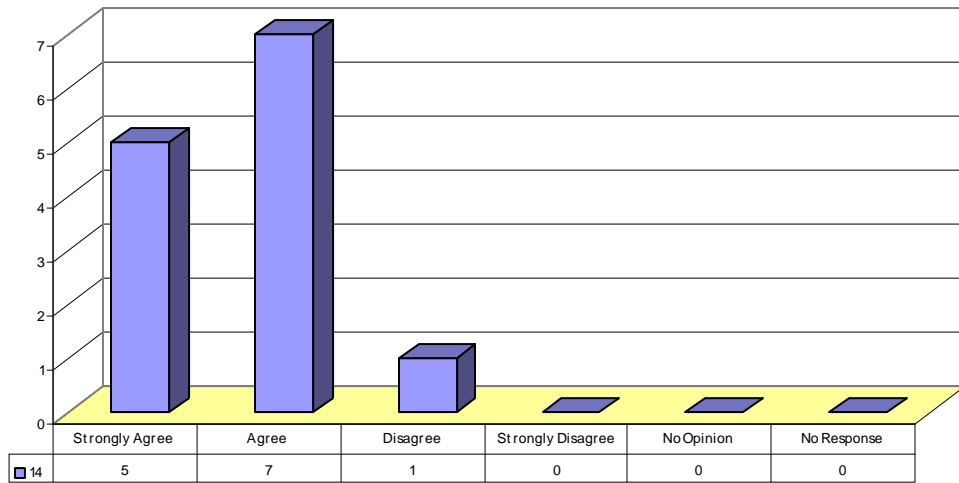




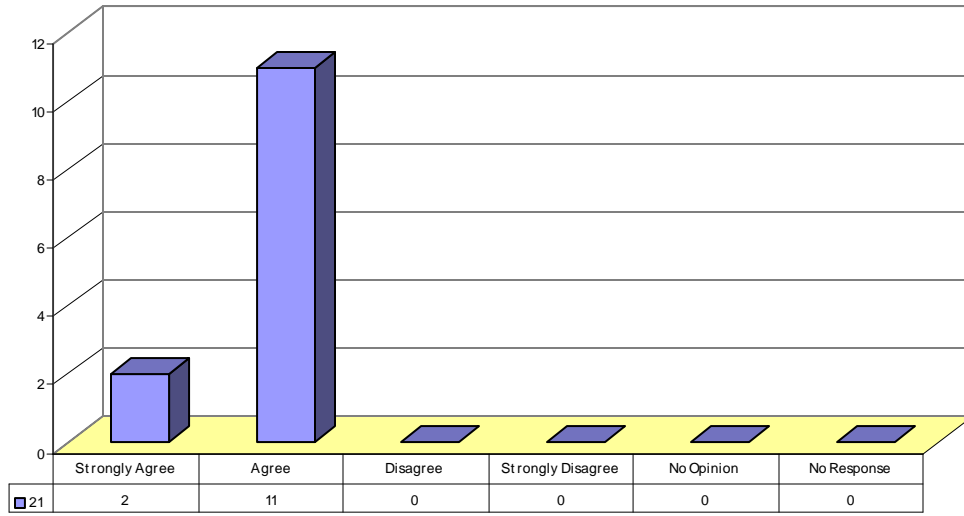
**Item 6 Responses: Teachers at this school enjoy teaching.**



**Item 14 Responses: Staff members are consistent with enforcing rules and using appropriate measures when rules are broken.**

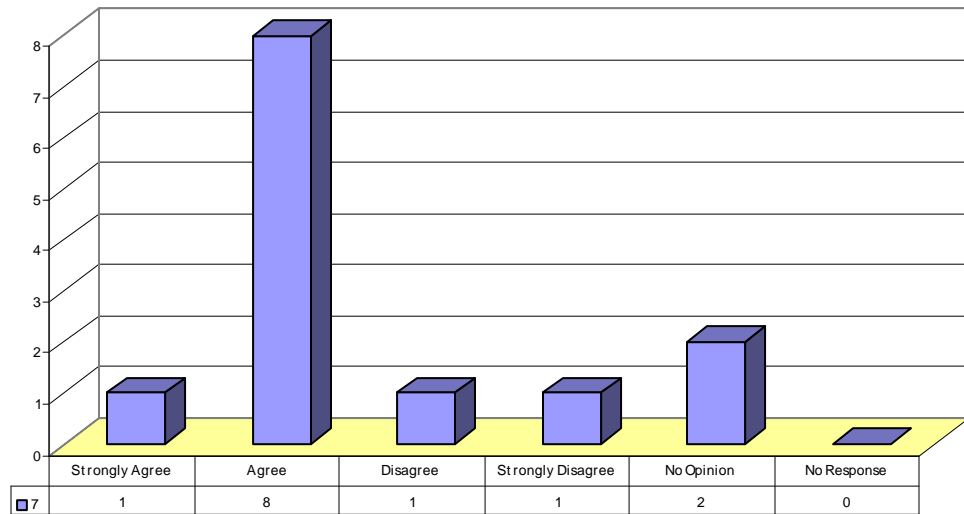


**Item 21 Responses: Student work is graded fairly and equitably.**

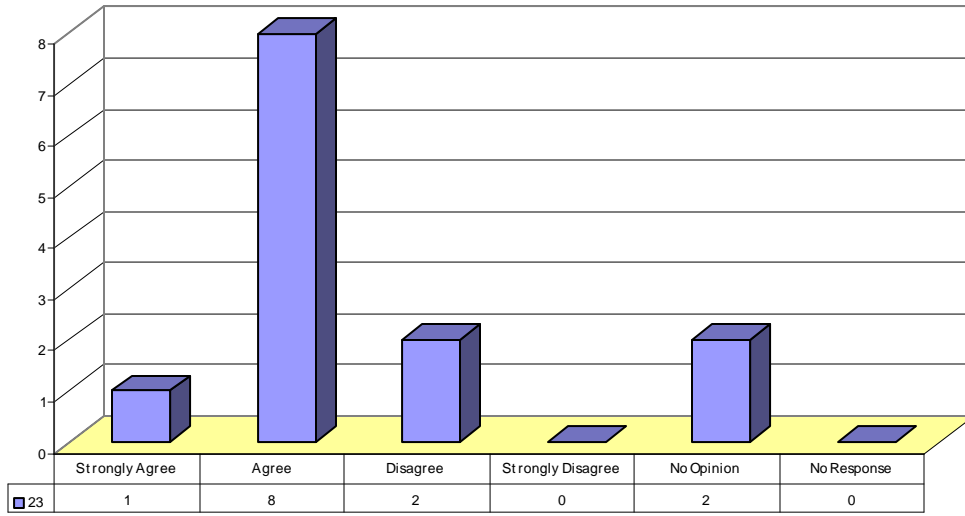


**Weaknesses – Parent Survey**

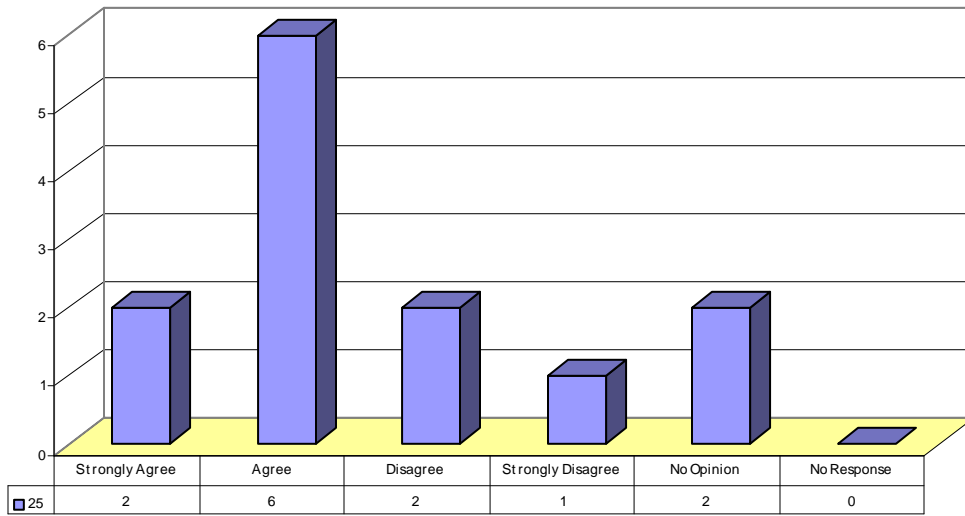
**Item 7 Responses: Bullying is NOT a problem at this school.**



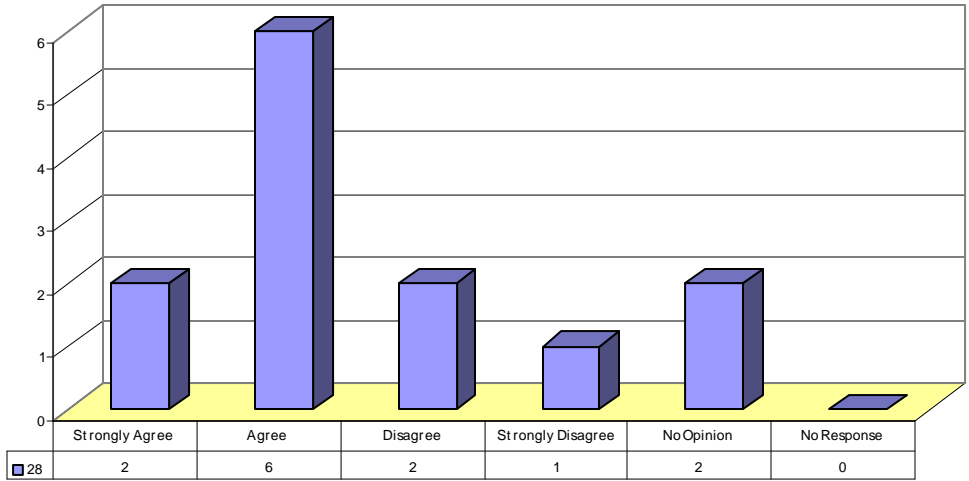
**Item 23 Responses: Students are provided challenging class work.**



**Item 25 Responses: There are enough materials and supplies at this school.**



**Item 28 Responses: Arts Education (Ex. Music, Drama, Art, etc.) is an important part of the curriculum.**



**Item 35 Responses: Parents/guardians like to visit this school.**

