
***Columbus County Schools
District SACS-CASI/School Improvement
Parent Survey -- Individual School Report
December 15, 2006***

47 Respondents

Responses by School

<u>School</u>	<u>Count</u>	<u>Ratio</u>
Fair Bluff Elementary	47	100.0%
Response Total:	47	100.0%

Responses by Grade

<u>Grade</u>	<u>Count</u>	<u>Ratio</u>
Grade PreK	0	0.0%
Grade K	14	31.8%
Grade 1	6	13.6%
Grade 2	7	15.9%
Grade 3	8	18.2%
Grade 4	4	9.1%
Grade 5	2	4.5%
Grade 6	2	4.5%
Grade 7	1	2.3%
Response Total:	44	93.6%

Responses by Gender

<u>Gender</u>	<u>Count</u>	<u>Ratio</u>
Male	17	40.5%
Female	25	59.5%
Response Total:	42	89.4%

Responses by Ethnicity

<u>Ethnicity</u>	<u>Count</u>	<u>Ratio</u>
American Indian	1	2.5%
Asian	0	0.0%
Black	28	70.0%
Hispanic	2	5.0%
Multi-racial	7	17.5%
White	2	5.0%
Other	0	0.0%
Response Total:	40	85.1%

Overall grade given this school

<u>Grade</u>	<u>Count</u>	<u>Ratio</u>
School Grade-A	11	24.4%
School Grade-B	14	31.1%
School Grade-C	13	28.9%
School Grade-D	3	6.7%
School Grade-F	4	8.9%
Response Total:	45	95.7%

Overall grade given this school school district

<u>Grade</u>	<u>Count</u>	<u>Ratio</u>
District Grade-A	11	23.9%
District Grade-B	23	50.0%
District Grade-C	7	15.2%
District Grade-D	2	4.3%
District Grade-F	3	6.5%
Response Total:	46	97.9%

Which of the following technology do you have at home?

<u>Response</u>	<u>Count</u>	<u>Ratio</u>
Computer	7	15.9%
Computer and Internet	17	38.6%
Neither	20	45.5%
Response Total:	44	93.6%

Expectations and School Climate

01. My child feels safe at this school.

<u>Opinion</u>	<u>Count</u>	<u>Ratio</u>
Strongly Agree	8	17.4%
Agree	23	50.0%
Disagree	12	26.1%
Strongly Disagree	2	4.3%
No Opinion	1	2.2%
Response Total:	46	97.9%

02. My child’s teachers utilize class time in an effective manner.

<u>Opinion</u>	<u>Count</u>	<u>Ratio</u>
Strongly Agree	6	13.6%
Agree	26	59.1%
Disagree	4	9.1%
Strongly Disagree	4	9.1%
No Opinion	4	9.1%
Response Total:	44	93.6%

03. Adults treat students with respect in this school.

<u>Opinion</u>	<u>Count</u>	<u>Ratio</u>
Strongly Agree	7	15.9%
Agree	19	43.2%
Disagree	8	18.2%
Strongly Disagree	9	20.5%
No Opinion	1	2.3%
Response Total:	44	93.6%

04. The principal knows what is going on in classes.

<u>Opinion</u>	<u>Count</u>	<u>Ratio</u>
Strongly Agree	7	15.9%
Agree	17	38.6%
Disagree	13	29.5%
Strongly Disagree	0	
No Opinion	7	15.9%
Response Total:	44	93.6%

05. All staff members care about what happens to the students.

<u>Opinion</u>	<u>Count</u>	<u>Ratio</u>
Strongly Agree	8	17.8%
Agree	11	24.4%
Disagree	15	33.3%
Strongly Disagree	4	8.9%
No Opinion	7	15.6%
Response Total:	45	95.7%

06. Teachers at this school enjoy teaching.

<u>Opinion</u>	<u>Count</u>	<u>Ratio</u>
Strongly Agree	5	10.9%
Agree	19	41.3%
Disagree	9	19.6%
Strongly Disagree	1	2.2%
No Opinion	12	26.1%
Response Total:	46	97.9%

07. Bullying is NOT a problem at this school.

<u>Opinion</u>	<u>Count</u>	<u>Ratio</u>
Strongly Agree	5	11.1%
Agree	13	28.9%
Disagree	10	22.2%
Strongly Disagree	13	28.9%
No Opinion	4	8.9%
Response Total:	45	95.7%

08. Alcohol use on campus is NOT widespread among students who attend this school.

<u>Opinion</u>	<u>Count</u>	<u>Ratio</u>
Strongly Agree	24	53.3%
Agree	14	31.1%
Disagree	3	6.7%
Strongly Disagree	2	4.4%
No Opinion	2	4.4%
Response Total:	45	95.7%

09. Tobacco use on campus is NOT widespread among students who attend this school.

<u>Opinion</u>	<u>Count</u>	<u>Ratio</u>
Strongly Agree	23	51.1%
Agree	13	28.9%
Disagree	5	11.1%
Strongly Disagree	3	6.7%
No Opinion	1	2.2%
Response Total:	45	95.7%

10. Drug use on campus is NOT a serious problem among students who attend this school.

<u>Opinion</u>	<u>Count</u>	<u>Ratio</u>
Strongly Agree	24	53.3%
Agree	17	37.8%
Disagree	3	6.7%
Strongly Disagree	0	
No Opinion	1	2.2%
Response Total:	45	95.7%

11. My child's teachers allow me to have input on decisions affecting instructional practices for my child.

<u>Opinion</u>	<u>Count</u>	<u>Ratio</u>
Strongly Agree	13	28.3%
Agree	23	50.0%
Disagree	5	10.9%
Strongly Disagree	2	4.3%
No Opinion	3	6.5%
Response Total:	46	97.9%

12. All students have an equal opportunity to participate in activities (clubs, musical groups, athletics, etc.).

<u>Opinion</u>	<u>Count</u>	<u>Ratio</u>
Strongly Agree	8	17.8%
Agree	30	66.7%
Disagree	5	11.1%
Strongly Disagree	2	4.4%
No Opinion	0	
Response Total:	45	95.7%

Discipline

13. Students are well behaved at this school.

<u>Opinion</u>	<u>Count</u>	<u>Ratio</u>
Strongly Agree	4	8.9%
Agree	15	33.3%
Disagree	14	31.1%
Strongly Disagree	8	17.8%
No Opinion	4	8.9%
Response Total:	45	95.7%

14. Staff members are consistent with enforcing rules and using appropriate measures when rules are broken.

<u>Opinion</u>	<u>Count</u>	<u>Ratio</u>
Strongly Agree	9	19.6%
Agree	16	34.8%
Disagree	7	15.2%
Strongly Disagree	4	8.7%
No Opinion	10	21.7%
Response Total:	46	97.9%

15. Students are taught strategies on how to avoid fights and arguments in school.

<u>Opinion</u>	<u>Count</u>	<u>Ratio</u>
Strongly Agree	5	11.6%
Agree	21	48.8%
Disagree	13	30.2%
Strongly Disagree	2	4.7%
No Opinion	2	4.7%
Response Total:	43	91.5%

16. Rules are fair at this school.

<u>Opinion</u>	<u>Count</u>	<u>Ratio</u>
Strongly Agree	6	14.0%
Agree	14	32.6%
Disagree	9	20.9%
Strongly Disagree	9	20.9%
No Opinion	5	11.6%
Response Total:	43	91.5%

Effective Instruction

17. Teachers utilize a variety of instructional techniques to meet the needs of students.

<u>Opinion</u>	<u>Count</u>	<u>Ratio</u>
Strongly Agree	4	9.3%
Agree	27	62.8%
Disagree	9	20.9%
Strongly Disagree	1	2.3%
No Opinion	2	4.7%
Response Total:	43	91.5%

18. In classes, students spend time using computers or other technology.

<u>Opinion</u>	<u>Count</u>	<u>Ratio</u>
Strongly Agree	8	18.2%
Agree	28	63.6%
Disagree	4	9.1%
Strongly Disagree	1	2.3%
No Opinion	3	6.8%
Response Total:	44	93.6%

19. In classes, students learn about things interesting to them.

<u>Opinion</u>	<u>Count</u>	<u>Ratio</u>
Strongly Agree	6	13.6%
Agree	30	68.2%
Disagree	7	15.9%
Strongly Disagree	1	2.3%
No Opinion	0	
Response Total:	44	93.6%

20. Homework assignments consist of things that teachers cover in class with students.

<u>Opinion</u>	<u>Count</u>	<u>Ratio</u>
Strongly Agree	13	29.5%
Agree	24	54.5%
Disagree	3	6.8%
Strongly Disagree	2	4.5%
No Opinion	2	4.5%
Response Total:	44	93.6%

21. Student work is graded fairly and equitably.

<u>Opinion</u>	<u>Count</u>	<u>Ratio</u>
Strongly Agree	14	30.4%
Agree	26	56.5%
Disagree	5	10.9%
Strongly Disagree	0	
No Opinion	1	2.2%
Response Total:	46	97.9%

22. Students are expected to do good work at this school.

<u>Opinion</u>	<u>Count</u>	<u>Ratio</u>
Strongly Agree	18	41.9%
Agree	25	58.1%
Disagree	0	
Strongly Disagree	0	
No Opinion	0	
Response Total:	43	91.5%

23. Students are provided challenging class work.

<u>Opinion</u>	<u>Count</u>	<u>Ratio</u>
Strongly Agree	10	22.7%
Agree	24	54.5%
Disagree	8	18.2%
Strongly Disagree	2	4.5%
No Opinion	0	
Response Total:	44	93.6%

24. Students work diligently to make good grades at this school.

<u>Opinion</u>	<u>Count</u>	<u>Ratio</u>
Strongly Agree	12	26.7%
Agree	30	66.7%
Disagree	1	2.2%
Strongly Disagree	0	
No Opinion	2	4.4%
Response Total:	45	95.7%

25. There are enough materials and supplies at this school.

<u>Opinion</u>	<u>Count</u>	<u>Ratio</u>
Strongly Agree	5	11.4%
Agree	16	36.4%
Disagree	12	27.3%
Strongly Disagree	7	15.9%
No Opinion	4	9.1%
Response Total:	44	93.6%

26. Someone at this school provides students with assistance when they are having trouble with class or homework.

<u>Opinion</u>	<u>Count</u>	<u>Ratio</u>
Strongly Agree	5	11.4%
Agree	18	40.9%
Disagree	12	27.3%
Strongly Disagree	4	9.1%
No Opinion	5	11.4%
Response Total:	44	93.6%

27. Tests measure what teachers have taught in their class.

<u>Opinion</u>	<u>Count</u>	<u>Ratio</u>
Strongly Agree	8	17.8%
Agree	32	71.1%
Disagree	2	4.4%
Strongly Disagree	0	
No Opinion	3	6.7%
Response Total:	45	95.7%

28. Arts Education (Ex. Music, Drama, Art, etc.) is an important part of the curriculum.

<u>Opinion</u>	<u>Count</u>	<u>Ratio</u>
Strongly Agree	11	24.4%
Agree	28	62.2%
Disagree	4	8.9%
Strongly Disagree	2	4.4%
No Opinion	0	
Response Total:	45	95.7%

29. Foreign Language should be part of the curriculum for grades K-12.

<u>Opinion</u>	<u>Count</u>	<u>Ratio</u>
Strongly Agree	17	39.5%
Agree	23	53.5%
Disagree	1	2.3%
Strongly Disagree	1	2.3%
No Opinion	1	2.3%
Response Total:	43	91.5%

30. Graduation requirements have been distributed and explained to students, parents, and staff members.

<u>Opinion</u>	<u>Count</u>	<u>Ratio</u>
Strongly Agree	4	8.5%
Agree	34	72.3%
Disagree	2	4.3%
Strongly Disagree	1	2.1%
No Opinion	6	12.8%
Response Total:	47	100.0%

31. Students are provided guidance and information about course selections and graduation requirements.

<u>Opinion</u>	<u>Count</u>	<u>Ratio</u>
Strongly Agree	3	6.7%
Agree	32	71.1%
Disagree	2	4.4%
Strongly Disagree	1	2.2%
No Opinion	7	15.6%
Response Total:	45	95.7%

32. This school has provided opportunities to prepare students for the SAT, ACT, or PSAT.

<u>Opinion</u>	<u>Count</u>	<u>Ratio</u>
Strongly Agree	5	11.1%
Agree	22	48.9%
Disagree	4	8.9%
Strongly Disagree	1	2.2%
No Opinion	13	28.9%
Response Total:	45	95.7%

Communication and Parent/Guardian Involvement

33. Parents/guardians volunteer to help in school.

<u>Opinion</u>	<u>Count</u>	<u>Ratio</u>
Strongly Agree	6	13.3%
Agree	33	73.3%
Disagree	6	13.3%
Strongly Disagree	0	
No Opinion	0	
Response Total:	45	95.7%

34. This school lets parents/guardians know how their child(ren) are doing on a regular basis.

<u>Opinion</u>	<u>Count</u>	<u>Ratio</u>
Strongly Agree	10	22.2%
Agree	30	66.7%
Disagree	3	6.7%
Strongly Disagree	2	4.4%
No Opinion	0	
Response Total:	45	95.7%

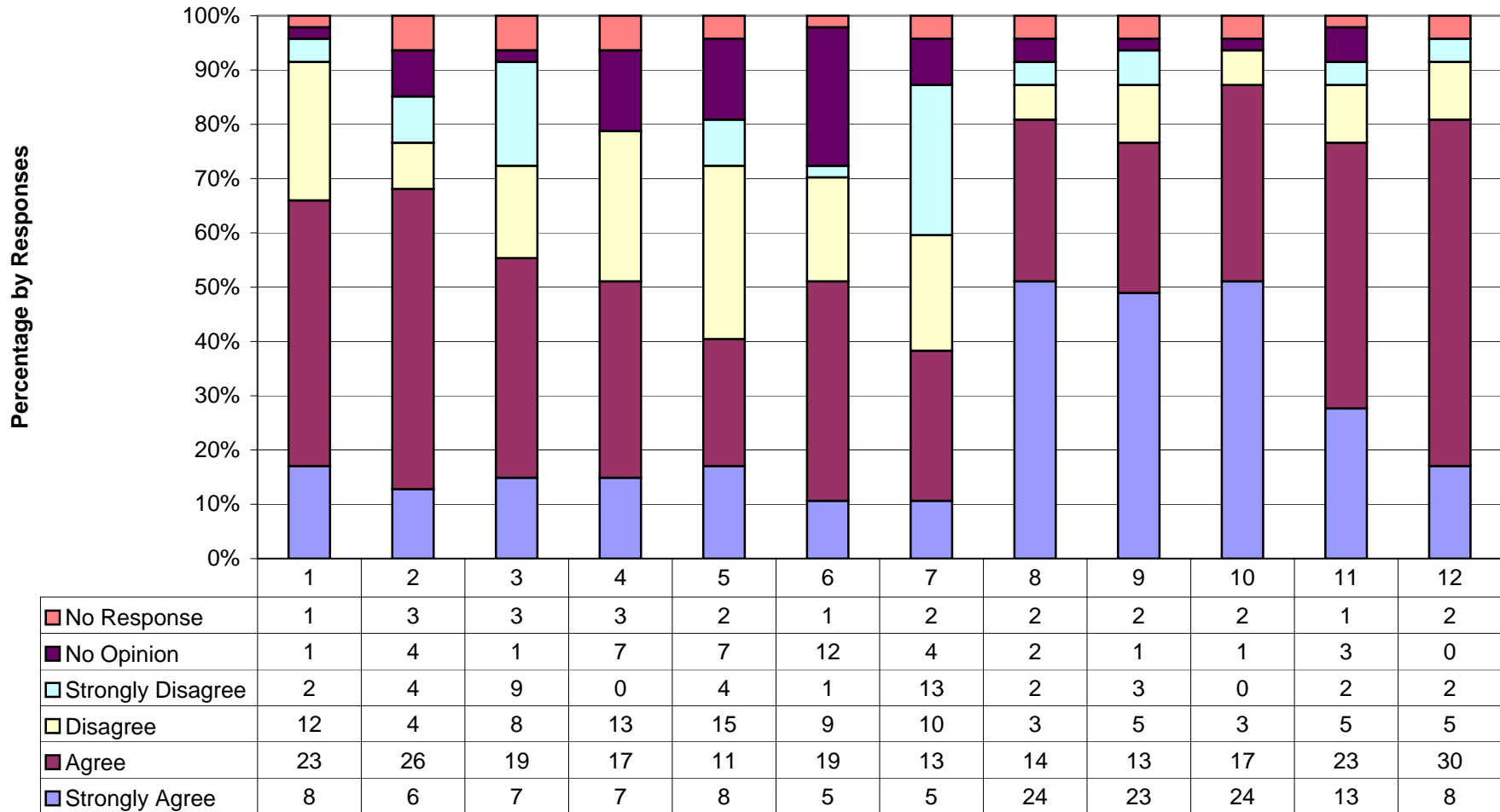
35. Parents/guardians like to visit this school.

<u>Opinion</u>	<u>Count</u>	<u>Ratio</u>
Strongly Agree	8	17.8%
Agree	26	57.8%
Disagree	9	20.0%
Strongly Disagree	2	4.4%
No Opinion	0	
Response Total:	45	95.7%

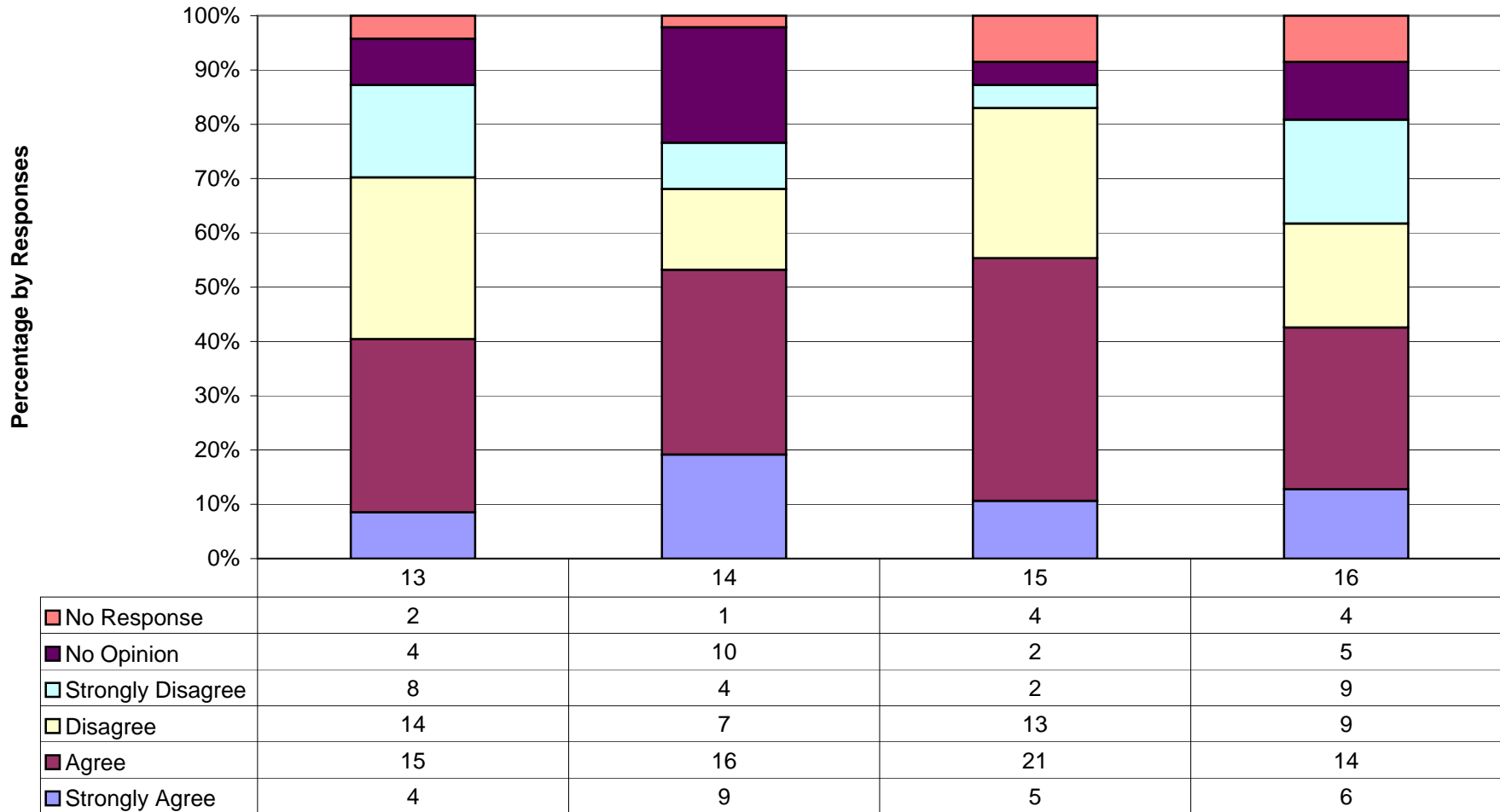
36. Parents/guardians are provided timely information of school events as well as other activities related to this school.

<u>Opinion</u>	<u>Count</u>	<u>Ratio</u>
Strongly Agree	12	26.7%
Agree	30	66.7%
Disagree	1	2.2%
Strongly Disagree	2	4.4%
No Opinion	0	
Response Total:	45	95.7%

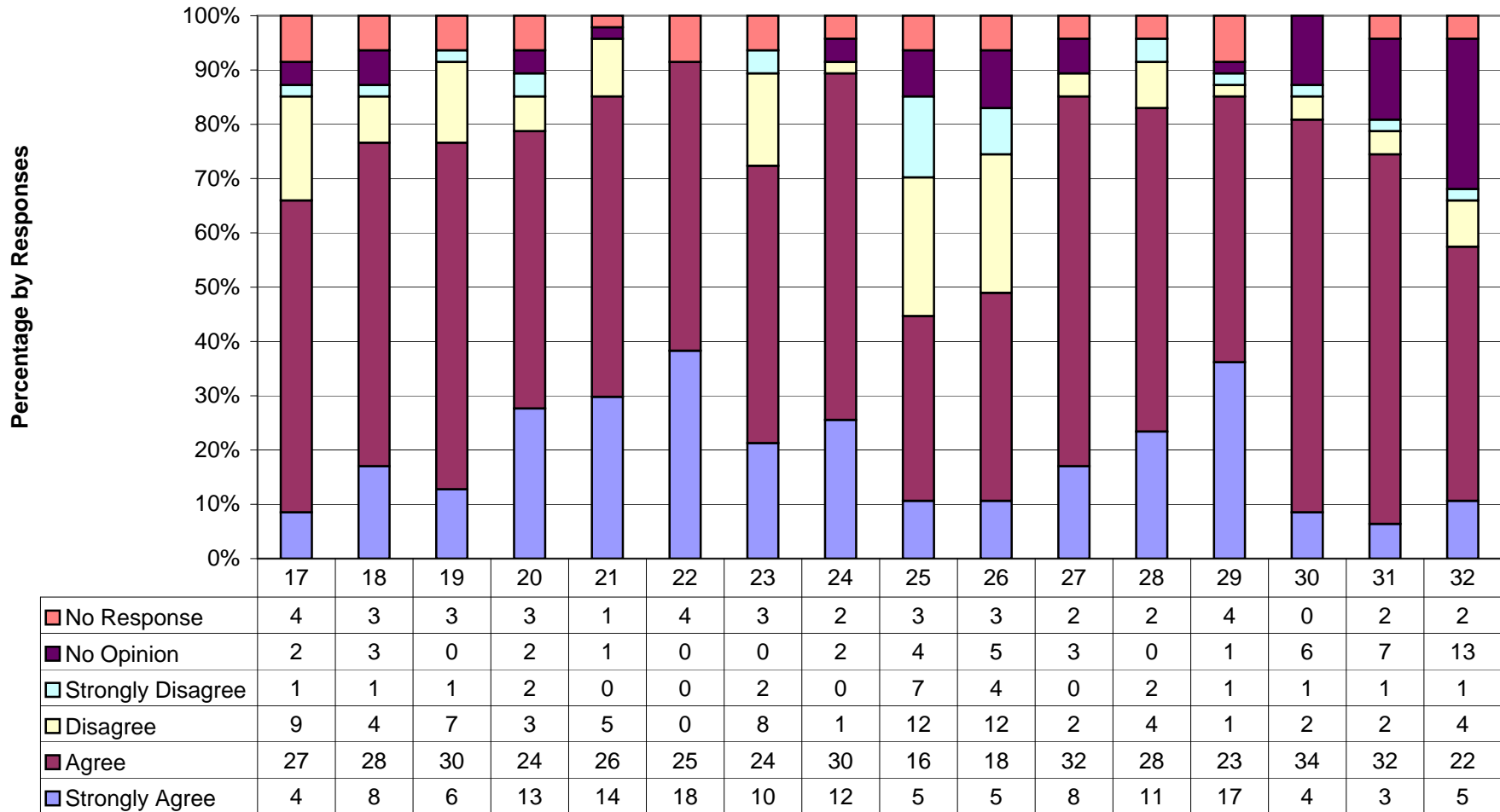
**Fair Bluff Elementary School: SACS-CASI/School Improvement
Parent Survey Results
Expectations and School Climate
December 15, 2006**



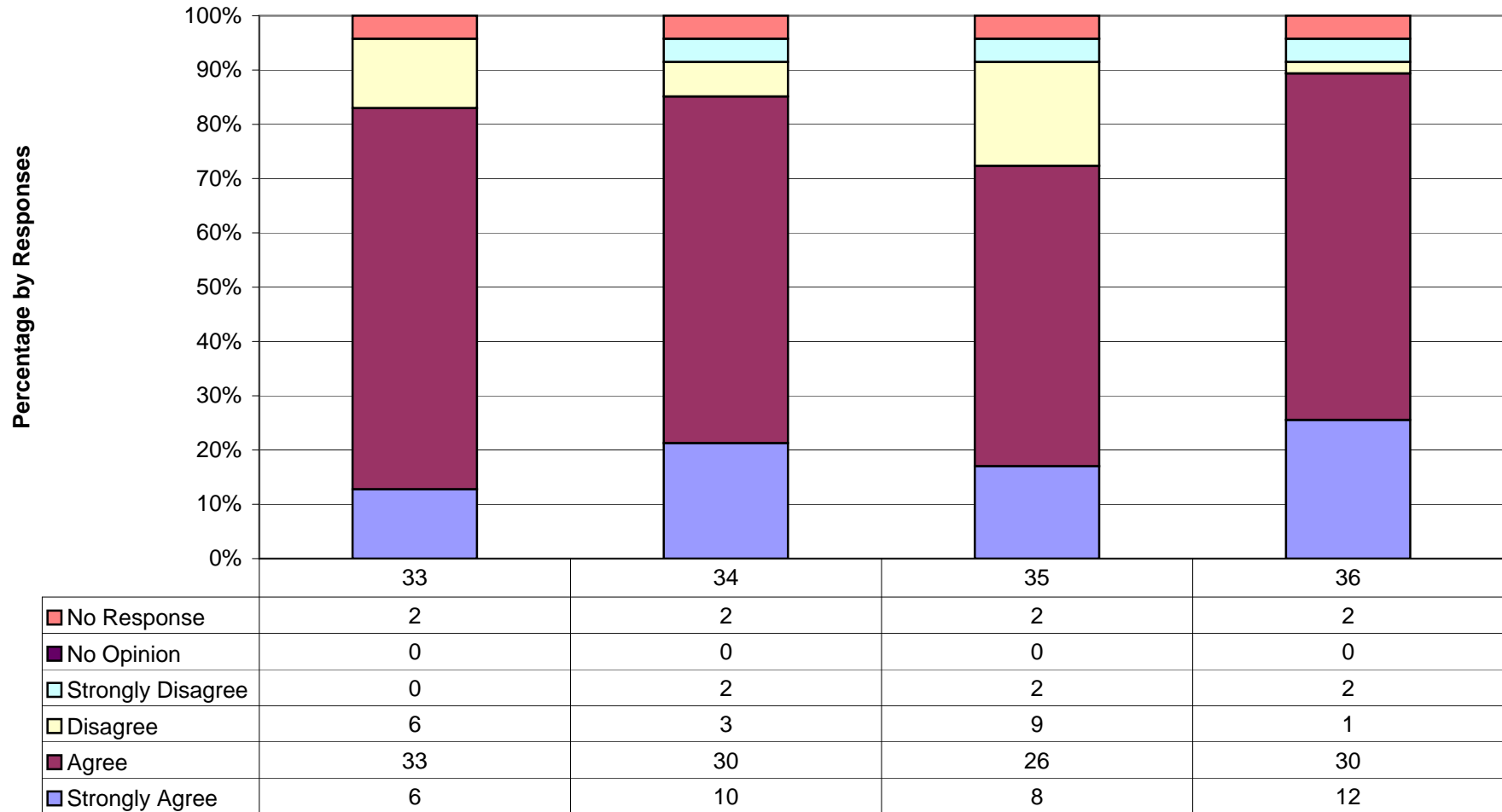
**Fair Bluff Elementary School: SACS-CASI/School Improvement
Parent Survey Results
Discipline
December 15, 2006**



**Fair Bluff Elementary School: SACS-CASI/School Improvement
Parent Survey Results
Effective Instruction
December 15, 2006**

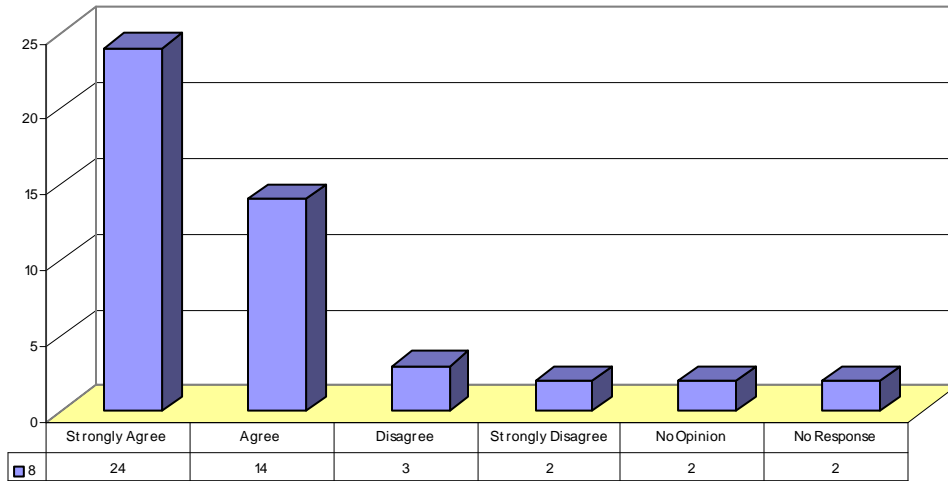


**Fair Bluff Elementary School: SACS-CASI/School Improvement
Parent Survey Results
Communication and Parent/Guardian Involvement
December 15, 2006**

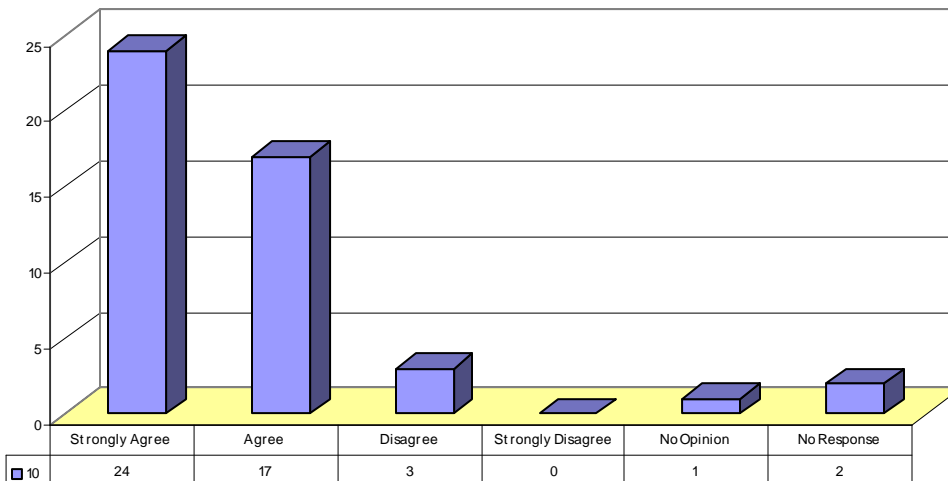


Strengths – Parent Survey

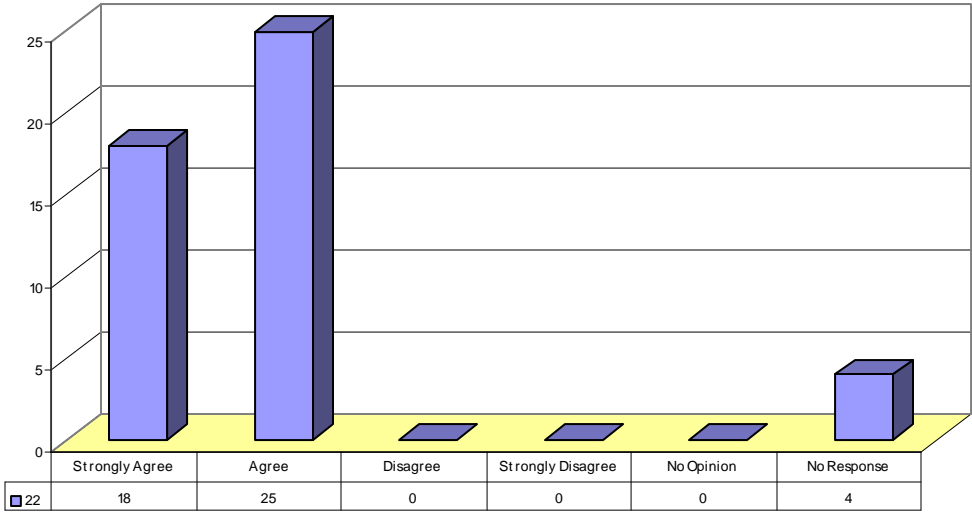
Item 8 Responses: Alcohol use on campus is NOT widespread among students who attend this school.



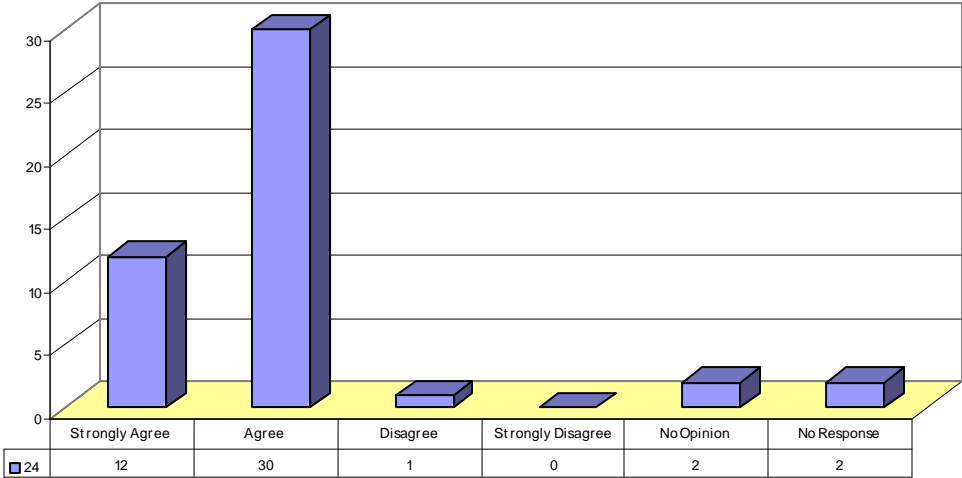
Item 10 Responses: Drug use on campus is NOT a serious problem among students who attend this school.



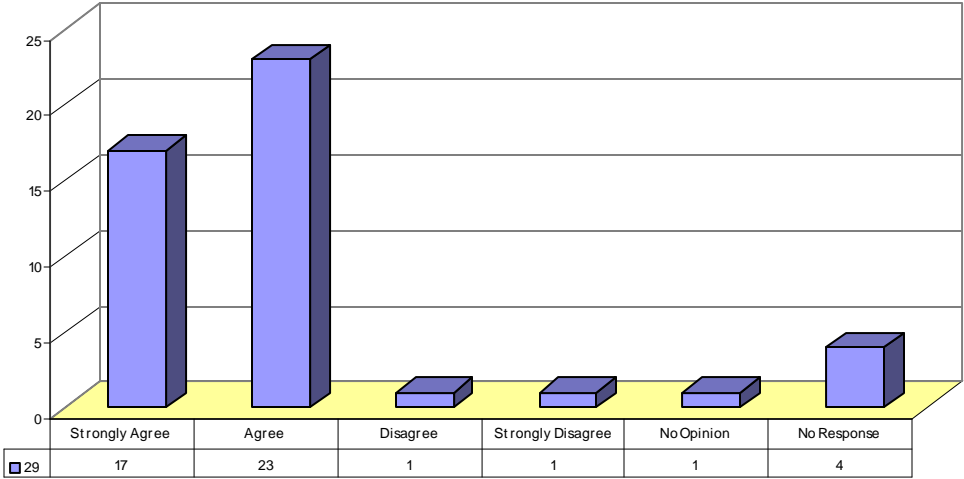
Item 22 Responses: Students are expected to do good work at this school.



Item 24 Responses: Students work diligently to make good grades at this school.

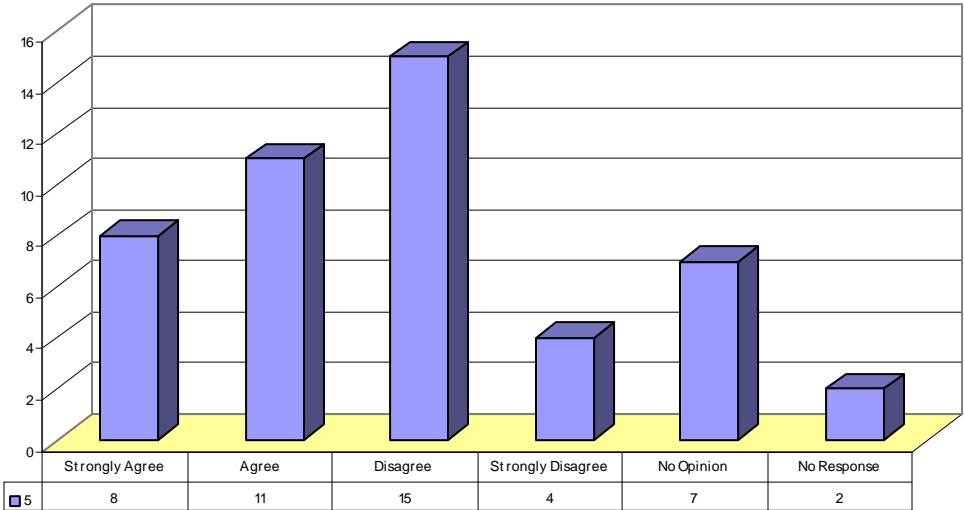


Item 29 Responses: Foreign Language should be part of the curriculum for grades K-12.

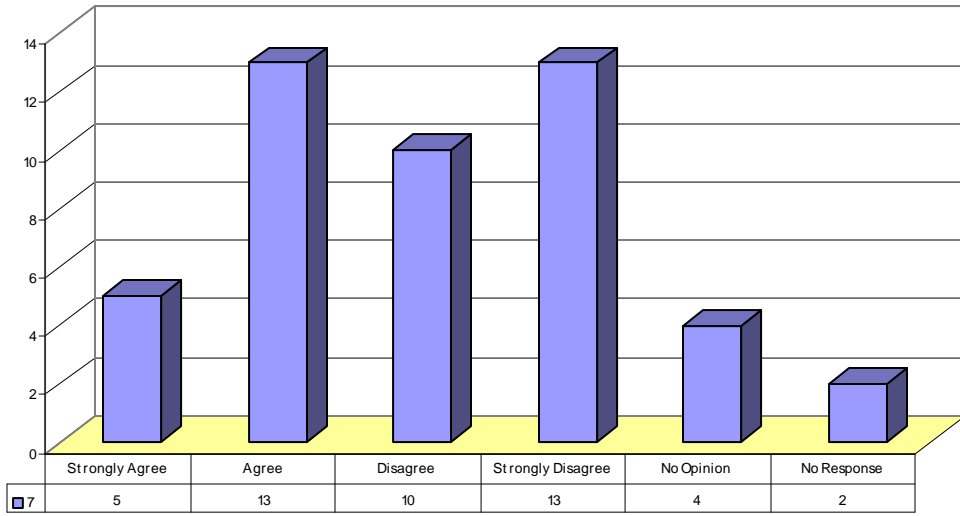


Weaknesses – Parent Survey

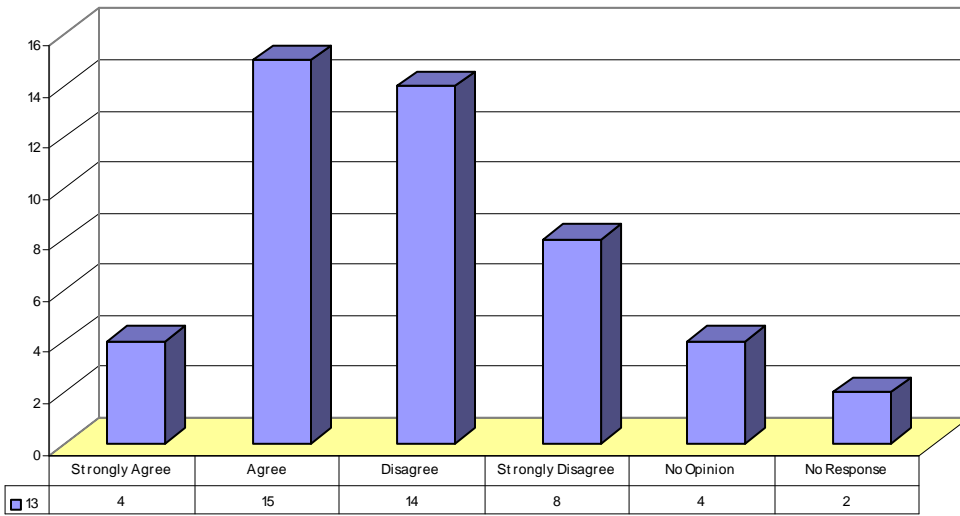
Item 5 Responses: All staff members care about what happens to the students.



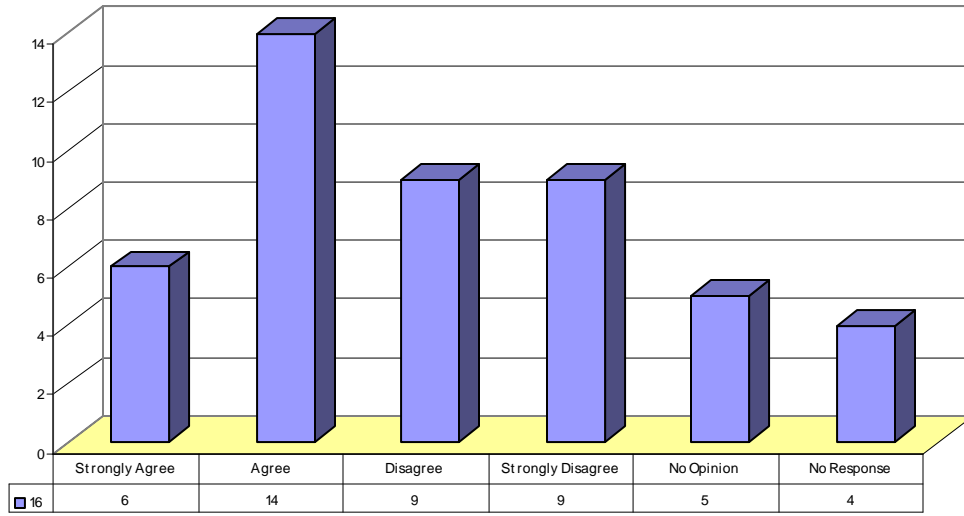
Item 7 Responses: Bullying is NOT a problem at this school.



Item 13 Responses: Students are well behaved at this school.



Item 16 Responses: Rules are fair at this school.



Item 25 Responses: There are enough materials and supplies at this school.

