

---

***Columbus County Schools  
District SACS-CASI/School Improvement  
Parent Survey -- Individual School Report  
December 15, 2006***

---

**5 Respondents**

Responses by School

<u>School</u>	<u>Count</u>	<u>Ratio</u>
Boys and Girls Home	5	100.0%
Response Total:	5	100.0%

Responses by Grade

<u>Grade</u>	<u>Count</u>	<u>Ratio</u>
Grade PreK	0	#Num!
Grade K	0	#Num!
Grade 1	0	#Num!
Grade 2	0	#Num!
Grade 3	0	#Num!
Grade 4	0	#Num!
Grade 5	0	#Num!
Grade 6	0	#Num!
Grade 7	0	#Num!
Grade 8	0	#Num!
Grade 9	0	#Num!
Grade 10	0	#Num!
Grade 11	0	#Num!
Grade 12	0	#Num!
Grade Other	0	#Num!
Response Total:	0	0.0%

Responses by Gender

<u>Gender</u>	<u>Count</u>	<u>Ratio</u>
Male	2	66.7%
Female	1	33.3%
Response Total:	3	60.0%

Responses by Ethnicity

<u>Ethnicity</u>	<u>Count</u>	<u>Ratio</u>
American Indian	0	0.0%
Asian	0	0.0%
Black	2	66.7%
Hispanic	0	0.0%
Multi-racial	0	0.0%
White	1	33.3%
Other	0	0.0%
Response Total:	3	60.0%

Overall grade given this school

<u>Grade</u>	<u>Count</u>	<u>Ratio</u>
School Grade-A	2	40.0%
School Grade-B	3	60.0%
School Grade-C	0	0.0%
School Grade-D	0	0.0%
School Grade-F	0	0.0%
Response Total:	5	100.0%

Overall grade given this school school district

<u>Grade</u>	<u>Count</u>	<u>Ratio</u>
District Grade-A	2	40.0%
District Grade-B	0	0.0%
District Grade-C	3	60.0%
District Grade-D	0	0.0%
District Grade-F	0	0.0%
Response Total:	5	100.0%

Which of the following technology do you have at home?

<u>Response</u>	<u>Count</u>	<u>Ratio</u>
Computer	1	20.0%
Computer and Internet	4	80.0%
Neither	0	0.0%
Response Total:	5	100.0%

**Expectations and School Climate**

01. My residents feel safe at this school.

<u>Opinion</u>	<u>Count</u>	<u>Ratio</u>
Strongly Agree	3	60.0%
Agree	2	40.0%
Disagree	0	
Strongly Disagree	0	
No Opinion	0	
Response Total:	5	100.0%

02. My residents' teachers utilize class time in an effective manner.

<u>Opinion</u>	<u>Count</u>	<u>Ratio</u>
Strongly Agree	4	80.0%
Agree	1	20.0%
Disagree	0	
Strongly Disagree	0	
No Opinion	0	
Response Total:	5	100.0%

03. Adults treat students with respect in this school.

<u>Opinion</u>	<u>Count</u>	<u>Ratio</u>
Strongly Agree	4	80.0%
Agree	1	20.0%
Disagree	0	
Strongly Disagree	0	
No Opinion	0	
Response Total:	5	100.0%

04. The principal knows what is going on in classes.

<u>Opinion</u>	<u>Count</u>	<u>Ratio</u>
Strongly Agree	4	80.0%
Agree	1	20.0%
Disagree	0	
Strongly Disagree	0	
No Opinion	0	
Response Total:	5	100.0%

05. All staff members care about what happens to the students.

<u>Opinion</u>	<u>Count</u>	<u>Ratio</u>
Strongly Agree	4	80.0%
Agree	0	
Disagree	1	20.0%
Strongly Disagree	0	
No Opinion	0	
Response Total:	5	100.0%

06. Teachers at this school enjoy teaching.

<u>Opinion</u>	<u>Count</u>	<u>Ratio</u>
Strongly Agree	4	80.0%
Agree	1	20.0%
Disagree	0	
Strongly Disagree	0	
No Opinion	0	
Response Total:	5	100.0%

07. Bullying is NOT a problem at this school.

<u>Opinion</u>	<u>Count</u>	<u>Ratio</u>
Strongly Agree	2	40.0%
Agree	3	60.0%
Disagree	0	
Strongly Disagree	0	
No Opinion	0	
Response Total:	5	100.0%

08. Alcohol use on campus is NOT widespread among students who attend this school.

<u>Opinion</u>	<u>Count</u>	<u>Ratio</u>
Strongly Agree	3	60.0%
Agree	2	40.0%
Disagree	0	
Strongly Disagree	0	
No Opinion	0	
Response Total:	5	100.0%

09. Tobacco use on campus is NOT widespread among students who attend this school.

<u>Opinion</u>	<u>Count</u>	<u>Ratio</u>
Strongly Agree	1	20.0%
Agree	3	60.0%
Disagree	1	20.0%
Strongly Disagree	0	
No Opinion	0	
Response Total:	5	100.0%

10. Drug use on campus is NOT a serious problem among students who attend this school.

<u>Opinion</u>	<u>Count</u>	<u>Ratio</u>
Strongly Agree	4	80.0%
Agree	1	20.0%
Disagree	0	
Strongly Disagree	0	
No Opinion	0	
Response Total:	5	100.0%

11. My residents' teachers allow me to have input on decisions affecting instructional practices for my child.

<u>Opinion</u>	<u>Count</u>	<u>Ratio</u>
Strongly Agree	2	40.0%
Agree	3	60.0%
Disagree	0	
Strongly Disagree	0	
No Opinion	0	
Response Total:	5	100.0%

12. All students have an equal opportunity to participate in activities (clubs, musical groups, athletics, etc.).

<u>Opinion</u>	<u>Count</u>	<u>Ratio</u>
Strongly Agree	3	60.0%
Agree	2	40.0%
Disagree	0	
Strongly Disagree	0	
No Opinion	0	
Response Total:	5	100.0%

## Discipline

13. Students are well behaved at this school.

<u>Opinion</u>	<u>Count</u>	<u>Ratio</u>
Strongly Agree	0	
Agree	3	60.0%
Disagree	2	40.0%
Strongly Disagree	0	
No Opinion	0	
Response Total:	5	100.0%

14. Staff members are consistent with enforcing rules and using appropriate measures when rules are broken.

<u>Opinion</u>	<u>Count</u>	<u>Ratio</u>
Strongly Agree	2	40.0%
Agree	3	60.0%
Disagree	0	
Strongly Disagree	0	
No Opinion	0	
Response Total:	5	100.0%

15. Students are taught strategies on how to avoid fights and arguments in school.

<u>Opinion</u>	<u>Count</u>	<u>Ratio</u>
Strongly Agree	1	20.0%
Agree	2	40.0%
Disagree	1	20.0%
Strongly Disagree	0	
No Opinion	1	20.0%
Response Total:	5	100.0%

16. Rules are fair at this school.

<u>Opinion</u>	<u>Count</u>	<u>Ratio</u>
Strongly Agree	3	60.0%
Agree	2	40.0%
Disagree	0	
Strongly Disagree	0	
No Opinion	0	
Response Total:	5	100.0%

## **Effective Instruction**

17. Teachers utilize a variety of instructional techniques to meet the needs of students.

<u>Opinion</u>	<u>Count</u>	<u>Ratio</u>
Strongly Agree	3	60.0%
Agree	2	40.0%
Disagree	0	
Strongly Disagree	0	
No Opinion	0	
Response Total:	5	100.0%

18. In classes, students spend time using computers or other technology.

<u>Opinion</u>	<u>Count</u>	<u>Ratio</u>
Strongly Agree	3	60.0%
Agree	2	40.0%
Disagree	0	
Strongly Disagree	0	
No Opinion	0	
Response Total:	5	100.0%

19. In classes, students learn about things interesting to them.

<u>Opinion</u>	<u>Count</u>	<u>Ratio</u>
Strongly Agree	1	20.0%
Agree	4	80.0%
Disagree	0	
Strongly Disagree	0	
No Opinion	0	
Response Total:	5	100.0%

20. Homework assignments consist of things that teachers cover in class with students.

<u>Opinion</u>	<u>Count</u>	<u>Ratio</u>
Strongly Agree	3	60.0%
Agree	2	40.0%
Disagree	0	
Strongly Disagree	0	
No Opinion	0	
Response Total:	5	100.0%

21. Student work is graded fairly and equitably.

<u>Opinion</u>	<u>Count</u>	<u>Ratio</u>
Strongly Agree	3	60.0%
Agree	2	40.0%
Disagree	0	
Strongly Disagree	0	
No Opinion	0	
Response Total:	5	100.0%

22. Students are expected to do good work at this school.

<u>Opinion</u>	<u>Count</u>	<u>Ratio</u>
Strongly Agree	4	80.0%
Agree	1	20.0%
Disagree	0	
Strongly Disagree	0	
No Opinion	0	
Response Total:	5	100.0%

23. Students are provided challenging class work.

<u>Opinion</u>	<u>Count</u>	<u>Ratio</u>
Strongly Agree	1	20.0%
Agree	4	80.0%
Disagree	0	
Strongly Disagree	0	
No Opinion	0	
Response Total:	5	100.0%

24. Students work diligently to make good grades at this school.

<u>Opinion</u>	<u>Count</u>	<u>Ratio</u>
Strongly Agree	1	20.0%
Agree	4	80.0%
Disagree	0	
Strongly Disagree	0	
No Opinion	0	
Response Total:	5	100.0%



25. There are enough materials and supplies at this school.

<u>Opinion</u>	<u>Count</u>	<u>Ratio</u>
Strongly Agree	3	60.0%
Agree	2	40.0%
Disagree	0	
Strongly Disagree	0	
No Opinion	0	
Response Total:	5	100.0%

26. Someone at this school provides students with assistance when they are having trouble with class or homework.

<u>Opinion</u>	<u>Count</u>	<u>Ratio</u>
Strongly Agree	4	80.0%
Agree	1	20.0%
Disagree	0	
Strongly Disagree	0	
No Opinion	0	
Response Total:	5	100.0%

27. Tests measure what teachers have taught in their class.

<u>Opinion</u>	<u>Count</u>	<u>Ratio</u>
Strongly Agree	1	20.0%
Agree	4	80.0%
Disagree	0	
Strongly Disagree	0	
No Opinion	0	
Response Total:	5	100.0%

28. Arts Education (Ex. Music, Drama, Art, etc.) is an important part of the curriculum.

<u>Opinion</u>	<u>Count</u>	<u>Ratio</u>
Strongly Agree	0	
Agree	4	80.0%
Disagree	1	20.0%
Strongly Disagree	0	
No Opinion	0	
Response Total:	5	100.0%

29. Foreign Language should be part of the curriculum for grades K-12.

<u>Opinion</u>	<u>Count</u>	<u>Ratio</u>
Strongly Agree	1	20.0%
Agree	3	60.0%
Disagree	1	20.0%
Strongly Disagree	0	
No Opinion	0	
Response Total:	5	100.0%

30. Graduation requirements have been distributed and explained to students and teaching parents.

<u>Opinion</u>	<u>Count</u>	<u>Ratio</u>
Strongly Agree	3	60.0%
Agree	2	40.0%
Disagree	0	
Strongly Disagree	0	
No Opinion	0	
Response Total:	5	100.0%

31. Students are provided guidance and information about course selections and graduation requirements.

<u>Opinion</u>	<u>Count</u>	<u>Ratio</u>
Strongly Agree	4	80.0%
Agree	1	20.0%
Disagree	0	
Strongly Disagree	0	
No Opinion	0	
Response Total:	5	100.0%

32. This school has provided opportunities to prepare students for the SAT, ACT, or PSAT.

<u>Opinion</u>	<u>Count</u>	<u>Ratio</u>
Strongly Agree	2	40.0%
Agree	2	40.0%
Disagree	0	
Strongly Disagree	0	
No Opinion	1	20.0%
Response Total:	5	100.0%

## Communication and Parent/Guardian Involvement

33. Teaching parents volunteer to help in school.

<u>Opinion</u>	<u>Count</u>	<u>Ratio</u>
Strongly Agree	1	20.0%
Agree	3	60.0%
Disagree	0	
Strongly Disagree	0	
No Opinion	1	20.0%
Response Total:	5	100.0%

34. This school lets teaching parents know how their residents are doing on a regular basis.

<u>Opinion</u>	<u>Count</u>	<u>Ratio</u>
Strongly Agree	4	80.0%
Agree	1	20.0%
Disagree	0	
Strongly Disagree	0	
No Opinion	0	
Response Total:	5	100.0%

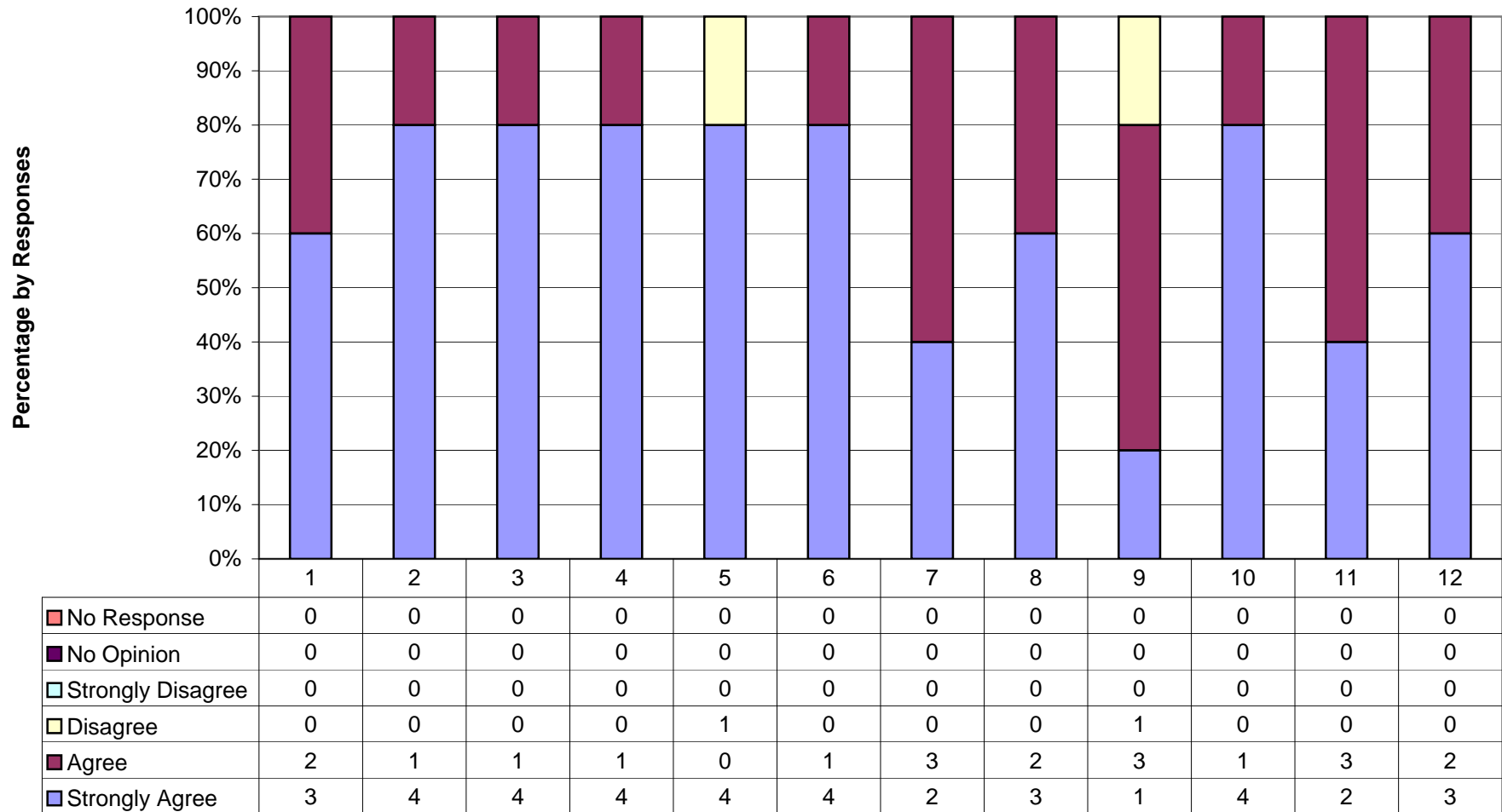
35. Teaching parents like to visit this school.

<u>Opinion</u>	<u>Count</u>	<u>Ratio</u>
Strongly Agree	3	60.0%
Agree	1	20.0%
Disagree	1	20.0%
Strongly Disagree	0	
No Opinion	0	
Response Total:	5	100.0%

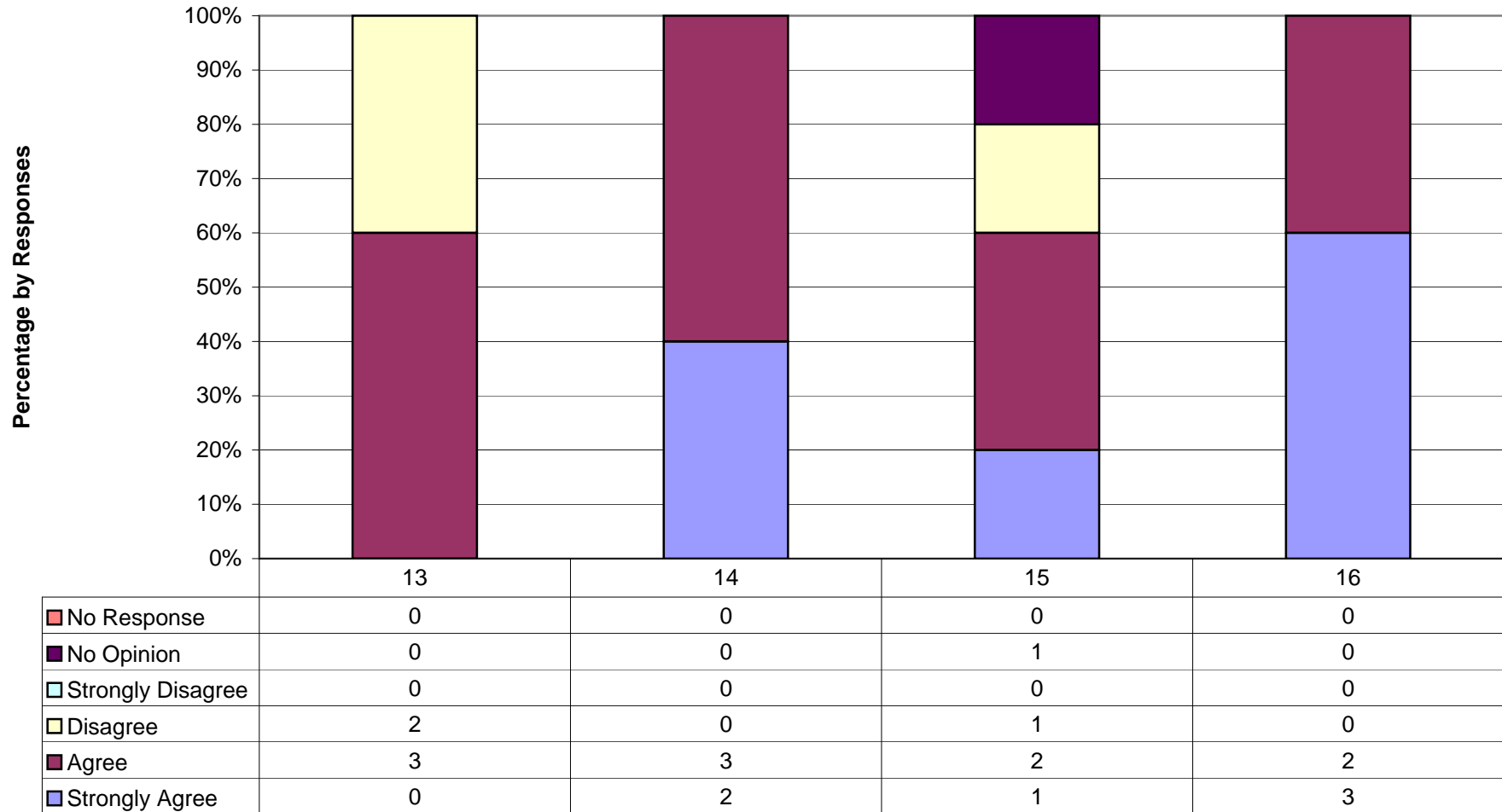
36. Teaching parents are provided timely information of school events as well as other activities related to this school.

<u>Opinion</u>	<u>Count</u>	<u>Ratio</u>
Strongly Agree	4	80.0%
Agree	1	20.0%
Disagree	0	
Strongly Disagree	0	
No Opinion	0	
Response Total:	5	100.0%

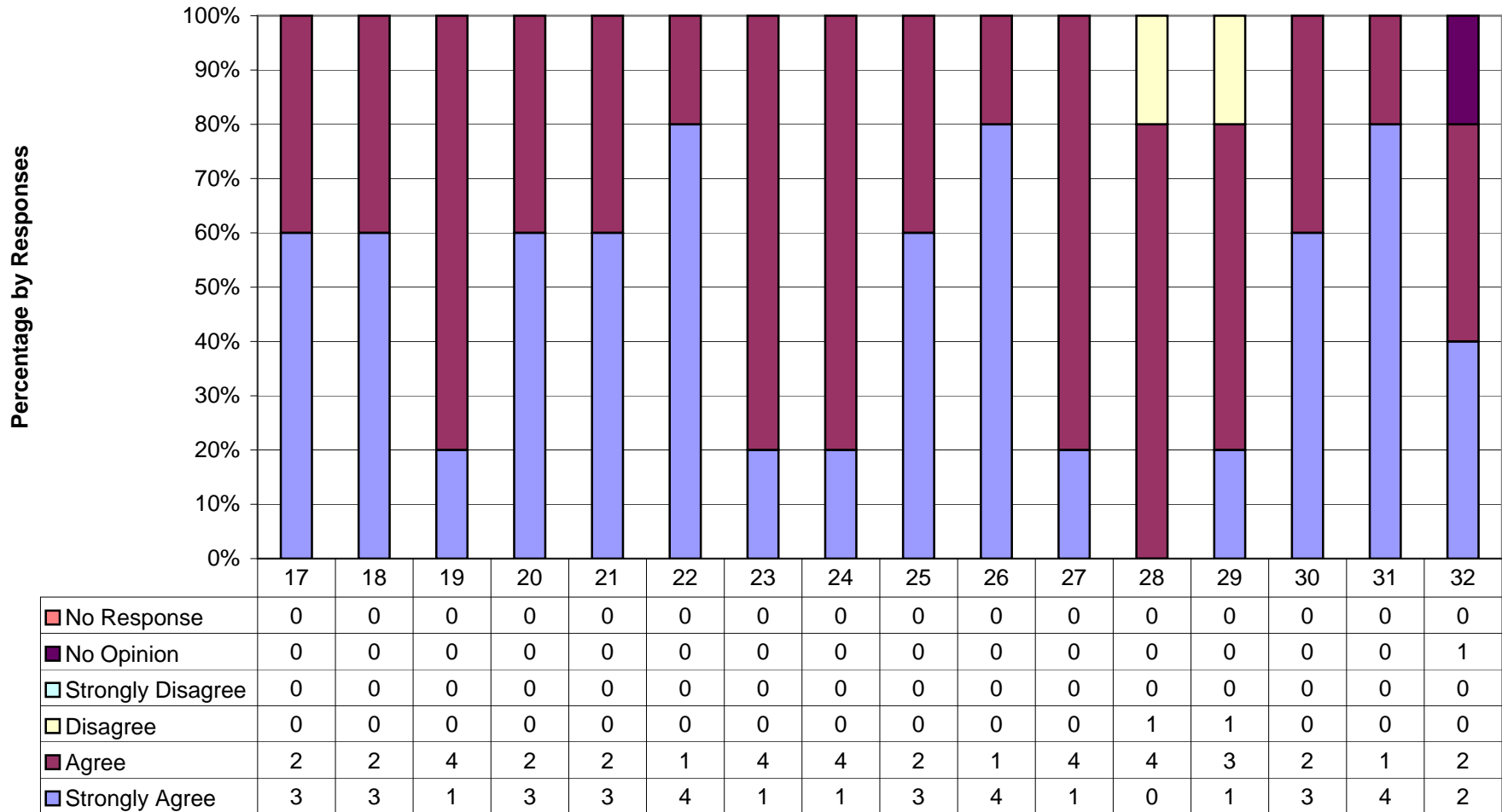
**Boys and Girls Home School: SACS-CASI/School Improvement  
Parent Survey Results  
Expectations and School Climate  
December 15, 2006**



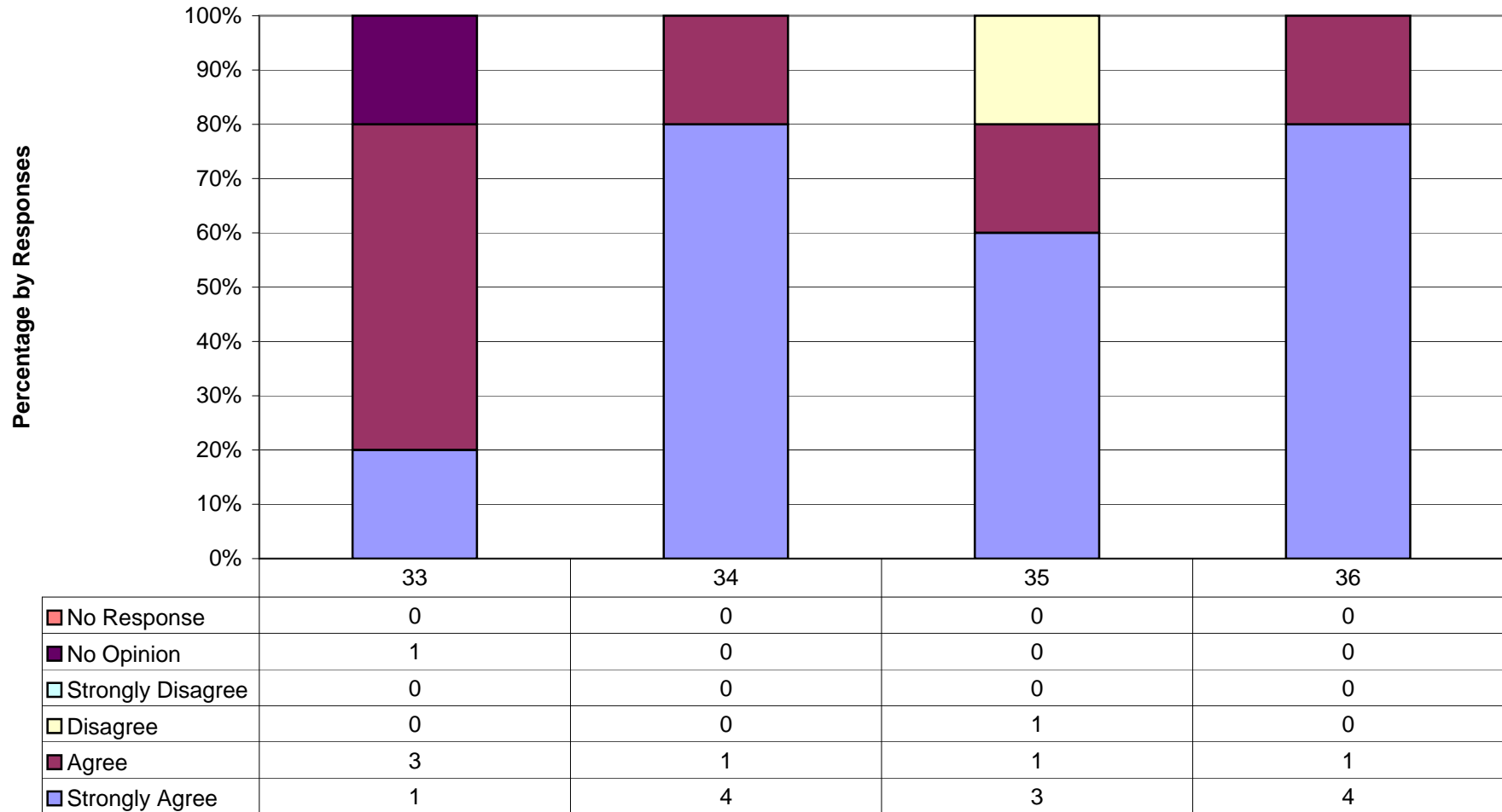
**Boys and Girls Home School: SACS-CASI/School Improvement  
Parent Survey Results  
Discipline  
December 15, 2006**



**Boys and Girls Home School: SACS-CASI/School Improvement  
Parent Survey Results  
Effective Instruction  
December 15, 2006**

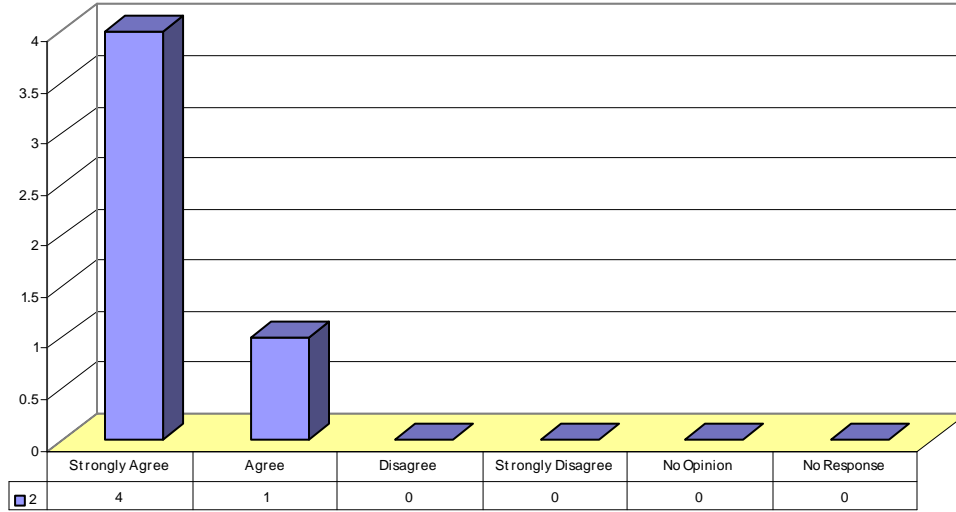


**Boys and Girls Home School: SACS-CASI/School Improvement  
Parent Survey Results  
Communication and Parent/Guardian Involvement  
December 15, 2006**

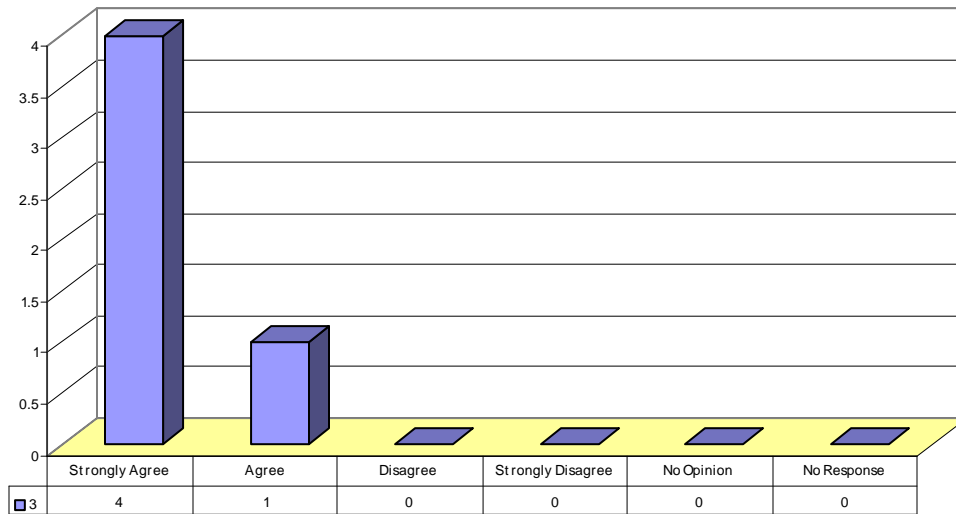


## Strengths – Parent Survey

**Item 2 Responses: My residents' teachers utilize class time in an effective manner.**

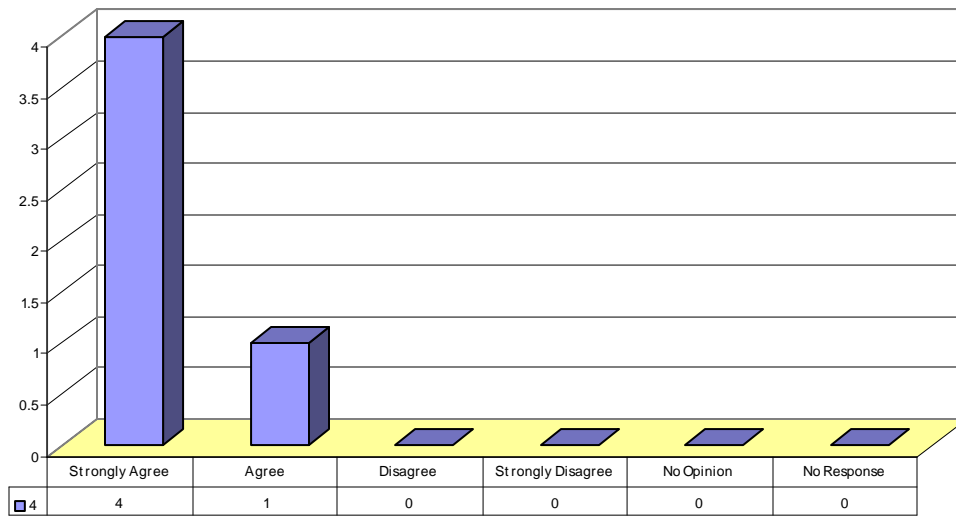


**Item 3 Responses: Adults treat students with respect in this school.**

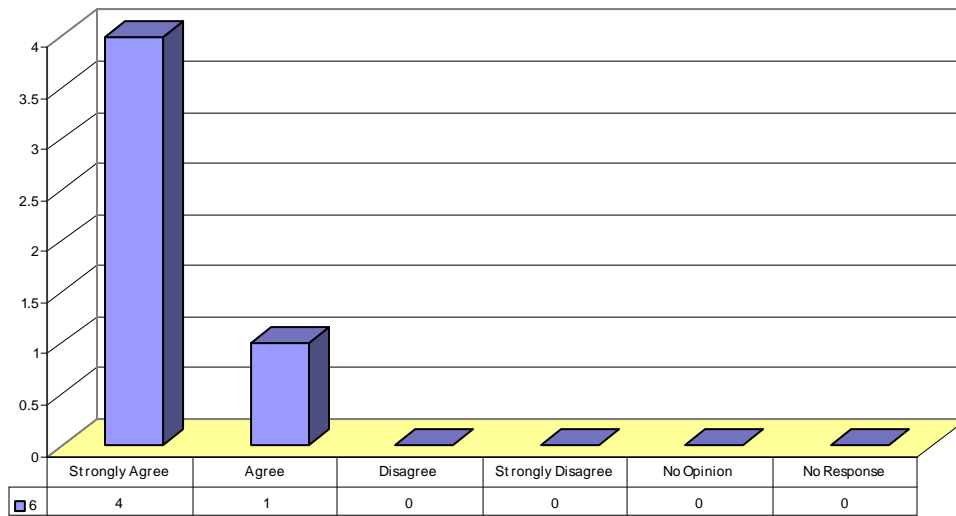




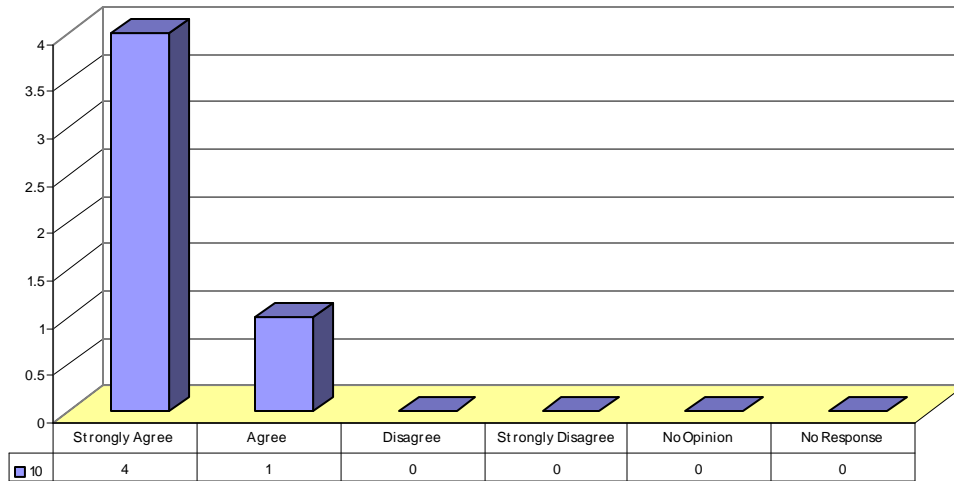
**Item 4 Responses: The principal knows what is going on in classes.**



**Item 6 Responses: Teachers at this school enjoy teaching.**

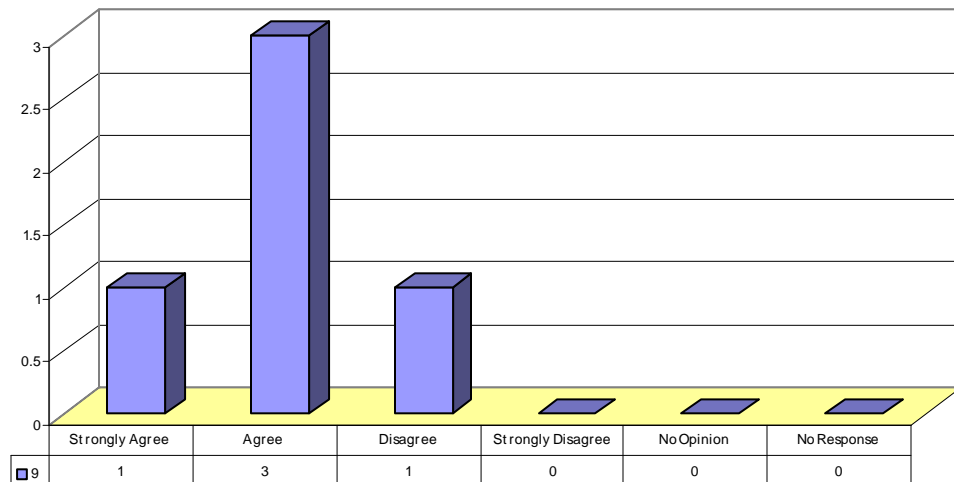


**Item 10 Responses: Drug use on campus is NOT a serious problem among students who attend this school.**

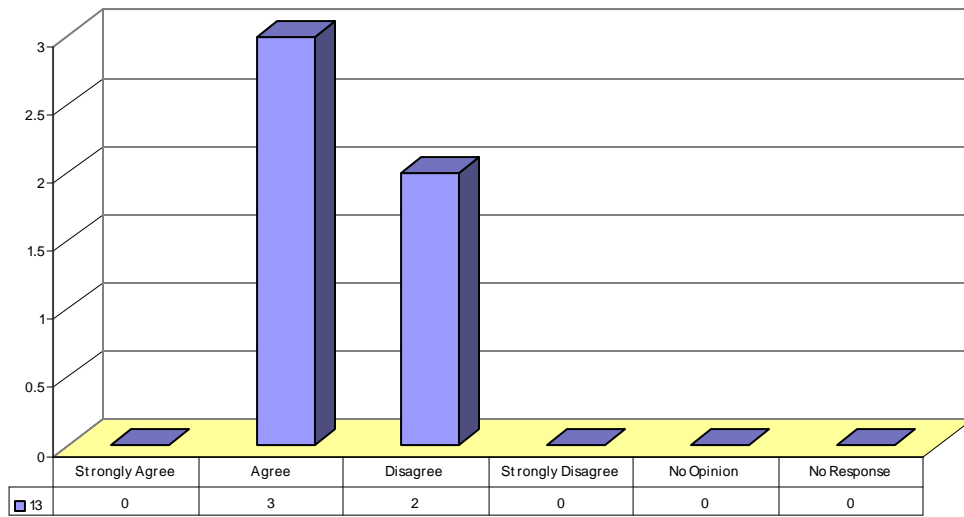


### Weaknesses – Parent Survey

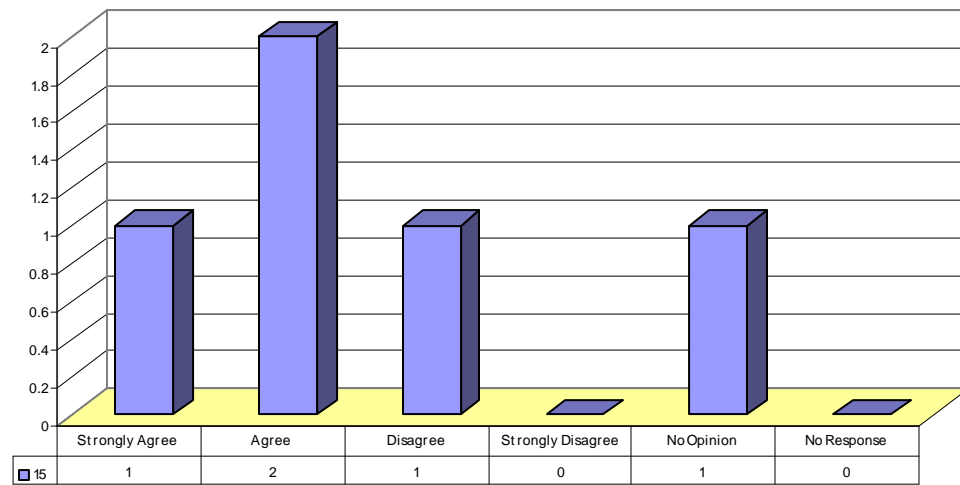
**Item 9 Responses: Tobacco use on campus is NOT widespread among students who attend this school.**



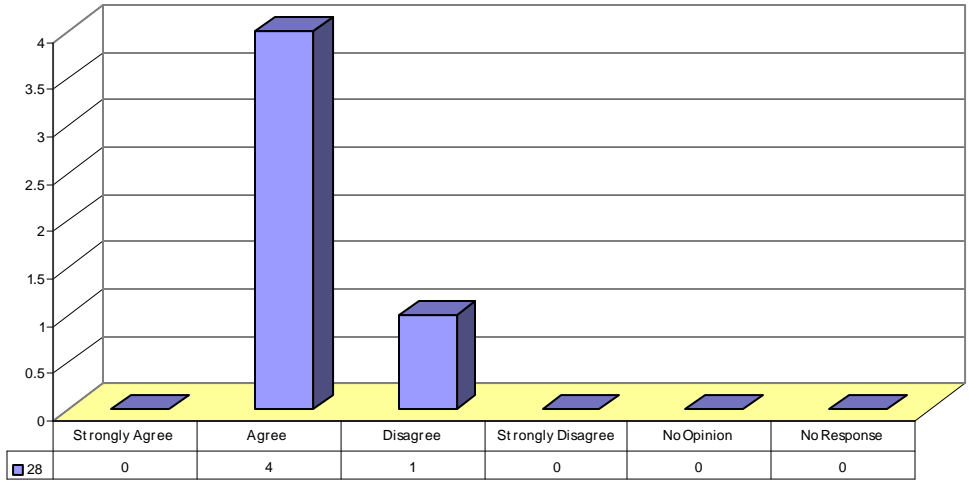
**Item 13 Responses: Students are well behaved at this school.**



**Item 15 Responses: Students are taught strategies on how to avoid fights and arguments in school.**



**Item 28 Responses: Arts Education (Ex. Music, Drama, Art, etc.) is an important part of the curriculum.**



**Item 29 Responses: Foreign Language should be part of the curriculum for grades K-12.**

